



Snoopy Gems

Volume 41 Number 8 August 2015

Mississippi Gulf Coast Gem & Mineral Society Inc.



MGCGMS Established in 1974

Email: mgcgms@bellsouth.net

Presidents Message

The picnic turned out to be a really nice event even though it was extremely hot. We had a few visitors from the Harrison County Gem & Mineral Society, but none from the Mobile Society. I think the members really enjoyed visiting with each other without the formalities of a meeting or workshop. There was discussion about making this an annual event, but changing the date to April or May and I plan to bring this up at the next Board meeting.

The society's faceters are still meeting every Wednesday evening from 6:00 P.M. until 10:00 P.M. Liz Guglik was the first student to complete a brilliant cut and it was a real beauty. Any member of the society that would like to join the faceter's workshop should contact Buddy Shotts. Membership in the society is required to join this group.

At the last society meeting Buddy Shotts was asked to check with the Westimeyer's family about Fred's faceting machine and funds were approved for an offer. The offer was accepted for the machine along with numerous other items that were included in the sale. Buddy checked it out and had it at the July 29th faceter's workshop. The society now has three faceting machines.

We need suggestions for programs, field trips, and workshop techniques members would like. David needs suggestions for wire wrapping and now that we have the faceting classes, it would be nice if we could get cabbing classes started.

Hope to see you at the meeting -----

John M Wright, President

<http://www.mgcgms.org>

Workshop Project for August

Project for August



August Wire Wrap Project

Double Pendant with Front-Face Bail

Purpose is to TEACH the technique of making a double pendant. The picture shows the pendant we will make. It is made with copper wire and coins. If you have foreign coins or brass buttons about the size of the 25 and 5 cent pieces you can use them.

Kits: \$2.30

After you finish the instructional piece I will help anyone who wants to make one with your wire and your cabochons. For this you will need 2 cabochons (one smaller than other). Size and shape not important. I suggest the larger be no bigger than 40 x 30 mm and the smaller not less the 15 x 25 mm. Wire 22 or 21 ga SQ DS and 22, 21, or 20 ga HR HH. Length will depend on cabochon size, but 80 in of SQ and 48 in HR should be enough.

July Meeting Minutes 2015

Meeting July 18, 2015

Call to Order: 1:40 P.M. 16 Members were in Attendance

John Wright called the meeting to order.

Acceptance of June's Minutes printed in July's Newsletter:

Motion to accept by Vicki R. and seconded by David Cook. Motion Carried.

Treasurer's Report: Report was given by Barbi Beatty. Motion to accept by Barbara S. and seconded by David Cook. Motion Carried.

Barbi said a check was written to the Sports Center for the Faceting Classes on Wednesday nights (\$15.00 each month to cover lights and that 6 weeks was paid in advance). We collect \$3.00 from each person every meeting so the money is recouped for the club.

Sunshine Committee: John Wright asked if we knew anyone who is sick.

Lois has a broken arm. Reba Shotts is sick with an infection but on the mend.

Lisa said she brought a sympathy card for everyone to sign for Tomsey Westermeyer.

Show Committee: Bill LaRue said over half of the contracts are back with the deposits.

Today's Workshop: Barbi taught Pearl Knotting with 5 students in attendance and David Cook taught how to make a bail with 1 student.

Show & Tell: David & Jane Cook went to William Holland and he took Wire Wrapping II & Jane took Basket Weaving. They showed off the beautiful work that they did at William Holland. David said that he was the only student the instructor had at William Holland.

This month's stone is Ruby and Jane Cook had on a Ruby that belonged to her mother. Bill LaRue brought a beautiful display of rubies for everyone to see and the one in the middle is 850 carats. Other members had on Rubies too.

Vicki said that she brought in some rocks that she found at the pier for anyone who wanted them.

Unfinished Business: None

New Business:

Bill Smith asked about the vote defining an active member passed in June. The members voted and if you are absent for 3 months then your inactive but still a member.

Barbi stated that a quorum is needed to only change the By-Laws.

Article 2 section 5 MGCGMS Constitution: {5. Quorum: A minimum of fifty percent of the active members, two of which must be duly elected officers of the society will constitute a quorum (designated quorum by the authority of this constitution) and must be present for approval of business by majority vote. **A simple majority is required to approve normal business matters of the society. A special "2/3" majority vote, with a quorum present, shall be required for amendments to this Constitution and By-Laws** and for removal of an individual from office or from the society for unacceptable conduct.}

Picnic: Our picnic is this coming Saturday on July 25th and Lisa said she had 8 confirmed from the Harrison County Gem & Mineral Society. Barbi said 6 members emailed her back confirming that they will be there. She will check the Mobile Rock and Gem society. Hamburgers, hotdogs, bread, drinks, potato salad, and condiments will be supplied by the club. Barbi said that instead of making a list that the members can bring whatever they want like "potluck style" as we do for our meetings.

Schlorships: The Cook's went to William Holland.

John Wright said that Tomey Westermeyer died and her husband died a few years ago and that a faceting machine is available for sale. We need to authorize Buddy Shotts to go see it. Lisa F. made a motion to let Buddy Shotts go see it. Mrs. Westermeyer was asking \$4000.00 but that too much. Buddy and I (John W.) Said that \$2000.00 – 2500.00 would be a better price that we discussed last Wednesday at the faceting meeting. It has laps and gems too that would be included with the machine. Barbi said how much should we pay? Robert Marousky modified the original motion to give Buddy \$3000.00 max to offer on the purchase of the faceting machine. Everyone voted yes and motion carried. Robert Marousky said he wants to join the faceting group on Wednesday nights.

Jim Kirchner said we need dops and laps for our machines. Barbi B. said the machine Jim K. is using's dops are specific to that machine.

Bill LaRue said that he will bring a Chrysocola for everyone next month.

Vicki R. said that she is teaching a Wire Wrapping class at the Library as part of their Art Classes on September 19, 2015.

The Jackson Craft Show is on August 22nd & 23rd, 2015 and discount coupons are on the table for anyone who wants one.

50/50 won by: Mrs. LaRue Door Prizes won by: David Cook, Barbi Beatty, Lisa Fitch, Ileana Kirchner

Adjournment Time: 1:48 p.m. Motion by Barbi Beatty and seconded by Jim Kirchner



August 2015 Birthdays

Daniel Alexander

Gloria Lancaster

Bob Marousky



August



History of peridot

The Arabic word "faridat," meaning gem, is where the name for the gem peridot comes from. Peridot's stunning beauty and bright color caused the ancient Egyptians to call it "the gem of the sun." It was believed that peridot glowed with its own inner light even after sunset, and that miners used to locate the stones at night to retrieve them during the day.

Science of peridot

Peridot is type of olivine, and comes in various shades of green, from light to a brilliant olive green. Olivine contains two types of minerals: fayalite and forsterite. Fayalite, with the mineral formula Fe_2SiO_4 , contains large quantities of iron. Forsterite contains magnesium, and has a formula of Mg_2SiO_4 . Olivine's formula is $(Mg, Fe)_2SiO_4$, showing the substitution of magnesium and iron. Peridot is the transparent form of forsterite.

PERIDOT August's Birthstone

By: John M. Wright, RPG

Peridot (pronounced pair-a-doe) is an ancient gemstone that has been around for more than 4,000 years. According to legend peridot was a favorite gemstone of Cleopatra. It is mentioned in the Bible under the Hebrew name of pithah and called topazius (topaz) by the Romans. It is believed that the name "peridot" came from the Arabic word "faridat" which means gem and was contaminated by the French word "peritot" which means unclear. Peridot is supposed to bring the wearer success, peace, and good luck. It is also the stone of rejuvenation and restoration of mental and physical well-being.

Peridot belongs to the forsterite-fayalite mineral series, a part of the olivine group. Because it is "idiochromatic" (means the color comes from the basic chemical composition of the mineral itself and not from minor impurities), peridot will only be found in shades of green.

Olivine ranges in color from a light yellow with tinges of green to a darker green with tinges of brown.. The darker green color is often referred to as lime or 7-Up (based on the color of the glass bottle containing the popular soft drink).

The darker shades ranging from olive green to lime or 7-Up which occur in gem stone quality are known as "peridot"

and those that trend more toward yellow are known as "chrysolite".

Continued on page 4.



Physical properties

Family: Olivine

Chemical Composition: $(\text{MgFe})_2\text{SiO}_4$
Silicate of magnesium and iron

Crystal System: Orthorhombic
 $2/m2/m2/m$

Birefringence: Strong, (0.035 – 0.038)

Refractive Indices: n_a 1.645, n_y 1.69

Density: Gem stone: 3.32 – 3.35 g/cm³
Mineral: 3.25 – 4.35 g/cm³
(Note: Olivine varies a great deal in density according to composition of the specimen. Gem quality stones seem to fall within a narrower zone.)

Hardness: 6.5 – 7

Cleavage: Indistinct prismatic cleavage;
often conchoidal fractures.

Pleochroism: Weak

Luster: Vitreous to oily

Streak: colorless

The shades of olive green are highly characteristic and particular to peridot. In most cases coloring is probably its most apparent and distinguishing feature. Light rays passing through peridot are kind of split and bent, resulting in a rich glowing velvety appearance and a slightly greasy luster which further adds to its distinction.

Unfortunately, peridot is often confused with other green gemstones. Many “Emeralds” that were part of historical treasures were found to be peridots. Even today, many jewelers still refer to peridots as “evening emeralds”. Emeralds are a darker green and quite different from the yellow green peridot. “Green beryls” commonly accepted as emeralds are often very

similar in color, but do not have the glowing velvety appearance or greasy luster of peridot and their physical properties differ. Other green gem stone that may be confused with peridot are “**Apatite**” which is much softer; “**Garnets**” and “**Moldavites**” do not have double refraction; “**Sinhalite**” and “**Tourmalines**” both are strongly pleochoric; “**Zircon**” is significantly heavier; and “**Chrysoberyls**” which has very different reflective indices and is usually more lustrous.

The purer the green a peridot is the higher the value. The rich bright medium shades are the most prized. Darker shades tend to have more iron resulting in brown tinges and a reduction in the stone’s rich velvety glow. Any tinges of brown or visible flaws greatly diminish the gem stone’s value. The best colored peridot has an iron content of less than 15% and includes nickel and chromium as trace elements.

My understanding is that the world’s leading producers of peridot are mines owned and operated by Native Americans on the San Carlos Reservation in Arizona. The gem stones found at these mines are not the largest or the best, but are of reasonably good quality and affordable. Peridot is also found in Hawaii, Brazil, Australia, and Mexico. The best quality peridot historically has come from Myanmar (Burma) and Egypt, but in recent years discoveries in Pakistan have produced excellent gem stones of top quality and some of them have been very large crystals weighing up to three hundred carats.

Bench tip:

How To Adjust Earring Backs

There are many types of backs available to hold earrings securely in place. Clutch, friction or butterfly backs are discs with curled-up tabs that oppose one another, acting as springs that pinch the ear post. The post has notches on it that function as stops so the clutch backs can hold the earring in place. Adjusting the tension of these springs so the earrings fit comfortably and securely is a routine service task for the bench jeweler.

Loosening the tension in the curled springs reduces the friction on the post but makes the catch less distinct, posing a very real risk of losing the earring. Tightening the curled springs, on the other hand, increases the friction on the post and gives the catch a better connection. But this can make it uncomfortable, even painful, for your customer to put on and take off the earrings.

Simply deepening the grooves on the ear post also has limitations, because the post is weakened without a noticeable effect on the catch. The curled springs bridge the notches, leaving a barely noticeable stop.

Here is a better way to tighten earring springs. First, you need to make the curvature of the springs smaller at the point of contact with the post. This allows the curls to sink deeper into the notches and create a more secure catch. Mark this point of contact on the outside thickness of the clutch back with a marker. Next, open the curled springs to the point where they can be grasped with the appropriate pair of pliers and give each spring a little extra curl at the mark you made. Then restore the original curvature to the remainder of the spring, adjusting for the desired tension as you go. In many cases, this sufficiently enhances the hold of the catch.

This may not be tight enough for some, so use a 1.0 to 1.3 mm ball burr to make miniscule indents in the curled springs of the clutch back. This will enable them to sink even deeper into the ear post notches and make the catch considerably more pronounced. Working from the top of the clutch back, simultaneously rest the ball burr on both springs as you cut a tiny indent dead center. Repeat this step from below the connection with the ear post. You will likely have to pinch the shaft of the burr between the curled springs and pull back on the burr to avoid excessive widening of the hole in the disc.

Bear in mind that commercially available clutch backs can be less than 0.2 mm thick, so it takes little to burr right through them. But very small indents can create secure stops that are safer than even the strongest possible tension between the curled springs. If properly positioned, these indents should stabilize the position of the clutch back on the post.



Author: GIA's Jewelry Manufacturing Arts Instructors

The Glory of Green Gems

The color green – in all its shades of glory – is the perfect complement to the many colors of flowers that dot our landscapes and the natural settings where we build our homes. It grounds us in nature and reminds us of the cycle of life, symbolizing fertility and growth, as well as freshness and harmony. Green makes us feel safe and rested in a way that few other colors do.

It follows then that green gemstones can uplift and heal our spirits – and have been popular gem choices ever since we began to adorn ourselves with jewelry.

Emerald and jadeite, not surprisingly, come to mind first when thinking of green gemstones. They have held a place of prominence in civilizations since ancient Chinese, Egyptian, Greek and Roman times. In the Chinese culture, jade is considered to be the gemstone of purity and nobility, with the ability to increase vigor and lifespan.


Other green gems include: malachite, maw-sit-sit and peridot.

Gems that come in shades of green include: amber, apatite, Brazilianite, chalcedony (bloodstone and chrysoprase), chrysoberyl (alexandrite), diamond, feldspar, fluorite, andradite garnet (demantoid), grossularite garnet (tsavorite), quartz (aventurine and “greened amethyst”, sapphire, scapolite, serpentine, sphene, spodumene (hiddenite), tourmaline (verdelite, watermelon, cat’s-eye and chrome), turquoise and zircon (beccarite).

Whether you enjoy the many colors of green from the plant world or these exceptional examples of minerals from deep within the earth, these greens are sure to make you feel invigorated!

About the Authors:

Sharon Bohannon, a media editor who researches, catalogs and documents photos, is a GIA GG and GIA AJP. Peggy Tsiamis, a visual resources librarian who matches images to content, has a degree in gemology from Santiago Canyon College in Orange County, California and GIA AJP. Both work in the Richard T. Liddicoat Library and Information Center.



Snoopy Gems

Official Publication of

The Mississippi Gulf Coast Gem and Mineral Society, Inc.

Member of

The Southeast Federation of Mineralogical Societies, Inc.

The American Federation of Mineralogical Societies, Inc.

S.C.R.I.B.E. (Special Congress Representing Involved Bulletin Editors)

OFFICERS 2015

President	John Wright (228) 875-9192
Vice President	Bill LaRue (228) 229-8781
Treasurer	Barbi Beatty (228) 238-9900
Secretary	John Guglik (228) 818-5412
Parliamentarian	Dave Cook (228) 875-2570
Editor/Webmaster	Barbi Beatty (228)238-9900
Member at Large (1 year)	Lisa Fitch (228) 467-4684
Member at Large (2 year)	Bill White (228) 875-8716

COMMITTEES

Membership	Barbi Beatty (228)238-9900
Show Chairman	Bill LaRue (228) 229-8781
Silent Auction	Open
Historien	Lettie White (228) 875-8716
Librarian	Barbi Beatty (228) 238-9900
Sunshine	Open
ALAA John Wright	Director (228) 875-9192
SFMS John Wright	Past President (228) 875-9192
SFMS Buddy Shotts	Long-range Planning &Past President (601) 947-7245

Annual dues are:

\$16 Individual

\$20 (2) Members in same house hold

\$6 Junior

2015 Workshop/Meeting Dates

February 14, 2015 St Paul's Church 9:00-4:00

March 14, 2015 OS Library 1:30-4:30 (1/2 Day)

April 11, 2015 OS Library 9:30-4:30

May 9, 2015 OS Library 9:30-4:30

June 6, 2015 OS Library 9:30-4:30

July 18, 2015 OS Library 9:30-4:30

August 8, 2015 OS Library 9:30-4:30

September 12, 2015 OS Library 9:30-4:30

October 10, 2015 OS Library 9:30-4:30

November At Show

December TBA

*Be sure to check Dates each month! *

**The November meeting is the Thursday evening of the gem show after the dinner for the dealers at the Jackson County Fairgrounds Civic Center Building. December will be our Christmas Party and Installation of Officers **



August 2015

Su M Tu W Th Fri Sa

						1
2	3	4	5	6	7	8
9	10	11	12	13	14	15
16	17	18	19	20	21	22
23	24	25	26	27	28	29
30	31					

We always welcome new members! Tell a friend!

Date: **Mississippi Gulf Coast Gem and Mineral Society**

http://www.mgcgms.org		Application for Membership	
Individual: \$16.00		Individual +1 relative Same Address: \$20.00	
		Junior Under 18: \$6.00	
Name: _____		Home Phone: _____	
Address: _____		Cell 1. _____	
City: _____		Cell 2. _____	
State: _____		Email 1: _____	
Zip: _____		Email 2: _____	
Members in the Same Household			
Adult: _____		Birthday M/D: _____	
Adult: _____		Birthday M/D: _____	
Junior: _____		Birthday M/D/Y: _____	
Junior: _____		Birthday M/D/Y: _____	
Junior: _____		Birthday M/D/Y: _____	
Please Check All Applicable Interests			
<input type="checkbox"/>	Beading	<input type="checkbox"/>	Cabbing
<input type="checkbox"/>	Chain Mail	<input type="checkbox"/>	PMC
<input type="checkbox"/>	Field Trips	<input type="checkbox"/>	Faceting
<input type="checkbox"/>	Fossils	<input type="checkbox"/>	Wire Wrapping
<input type="checkbox"/>	Others: _____		<input type="checkbox"/>
			Jewelry Making
			Lapidary
			Minerals
			Silver Smithing
How did you hear of us? _____			
Please check the following:			
<input type="checkbox"/>	I understand that my picture or likeness may be used in Society promotions.		
<input type="checkbox"/>	I authorize MGCGMS to include my contact information be included in Society listings for members to contact each other only.		
Signature: _____			
Signature: _____			

Mississippi Gulf Coast Gem & Mineral Society Inc.
P.O. Box 857 Ocean Springs MS 39566
mgcgms@bellsouth.net

Snoopy Gems

Official Publication of the Mississippi Gulf Coast Gem & Mineral Society Inc.



<http://www.mgCGMS.org>



Snoopy Gems MGCGMS

P.O. Box 857

Ocean Springs, MS 39566

The Mississippi Gulf Coast Gem & Mineral Society is a Non-profit Organization Dedicated to Education, Science, and the Lapidary Arts and Crafts