


Name: _____ Per: _____



Trigonometry
Week of _____ Openers
SHOW ALL WORK FOR FULL CREDIT

Date	Opener	Answers
	<p>Find the reference angle for each of the following.</p> <p>7. 65°</p> <p>10. $\frac{2\pi}{5}$</p>	
	<p>Determine if each pair of angles is coterminal</p> <p>1. 225 and -135</p> <p>2. 360 and -300</p> <p>3. 125 and 425</p>	

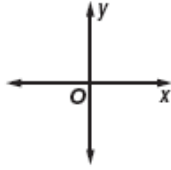
Date

Opener

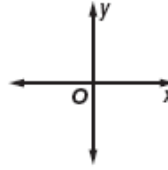
Answers

Sketch each angle and then find its reference angle.

2. 305°



3. 580°



Find the exact trig value of

$$\sin -225$$

Find the exact trig value of

$$\cos -420$$