

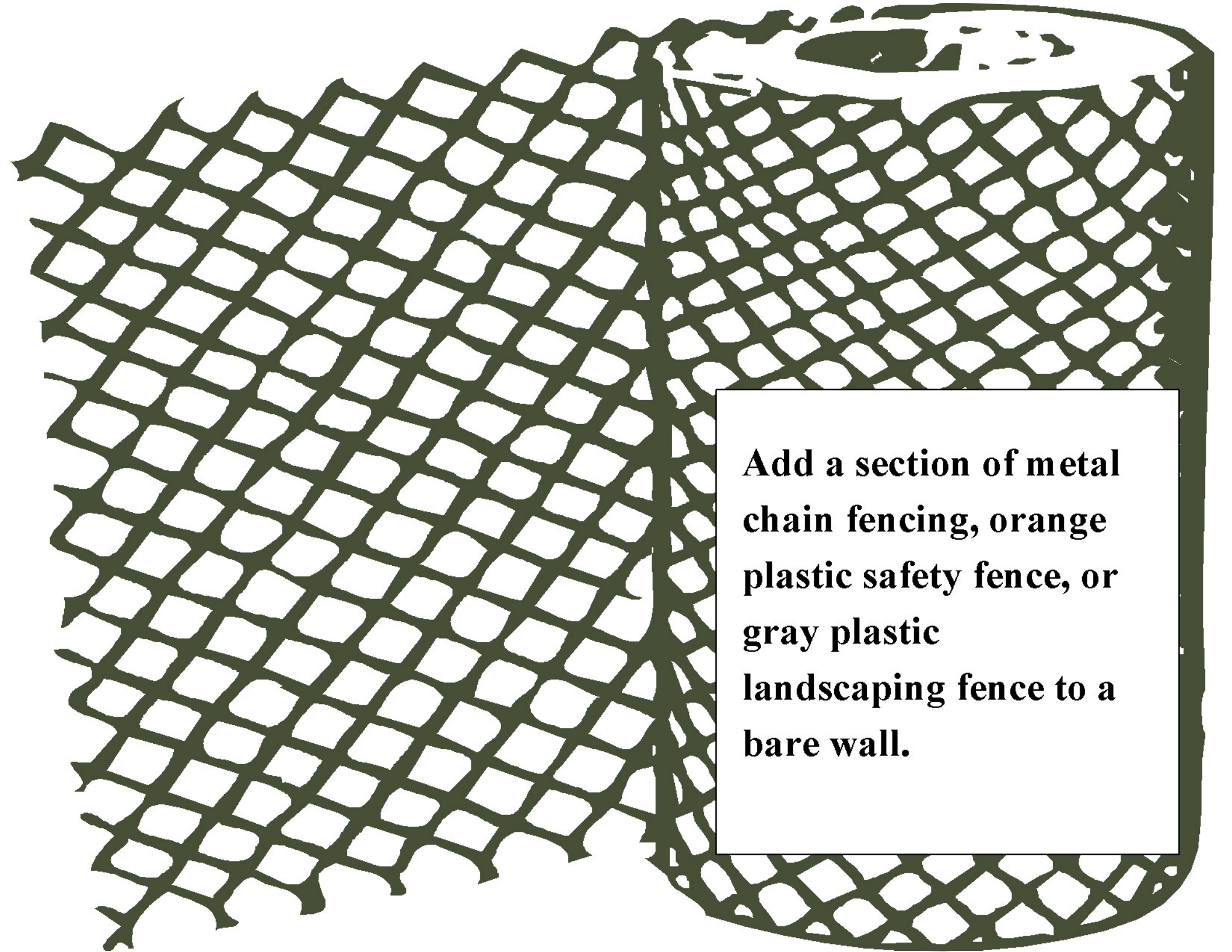


Decorating Tips and Ideas

Use an overhead projector to copy any of the elements onto large flat pieces of cardboard and paint or make from cardboard.


Use one of the brick wall backdrops and add 3d elements to give your set depth and detail.

The overall look of the set should be urban and industrial.

A roll of chain-link fencing is shown, partially unrolled. The fencing is a dark gray color and has a diamond-shaped mesh pattern. The roll is positioned on the right side of the image, with the unrolled section extending towards the left. A white rectangular text box is overlaid on the right side of the roll, containing black text.


Add a section of metal chain fencing, orange plastic safety fence, or gray plastic landscaping fence to a bare wall.

Paint cardboard boxes gray and draw on details to make concrete blocks, and large flat pieces to look like walls.



Peer Factor

Peer Factor



PEER FACTOR

Use this stencil to decorate cardboard boxes to look like wooden crates to give an urban/ industrial look to your set.



Oil barrels add a colorful touch to a set, make out of cardboard, and stencil on the logo.



Add a couple of metal garbage cans to your set

