

NEWSLETTER OF THE EAST TEXAS GEM & MINERAL SOCIETY

PAGE 1

VOLUME 41

TYLER, TEXAS

ISSUE 9

SEPTEMBER 2015

Coming Shows, 2015

SEPTEMBER 25-27

HUMBLE, TX

Houston Gem and Mineral Society Humble Civic Center

OCTOBER 9-11

MOUNT IDA, AR

Mount Ida Area Chamber of Commerce-Quartz, Quiltz and Craftz
Montgomery County Fairgrounds
Held in conjunction with the Annual Amateur World Championship Quartz Crystal Digging Contest

OCTOBER 10-11

TEMPLE, TX

Tri-Cities Gem & Mineral Society
Mayborn Civic Center

OCTOBER 23-25

AUSTIN, TEXAS

Annual show

Austin Gem & Mineral

Society

Palmer Events Center

900 Barton Springs Rd

This year hosting national federation show (AFMS) and regional federation show (SCFMS) as well as S.C.R.I.B.E.

MESSAGE FROM THE PRESIDENT

We held our election for club officers at our September meeting. The president, vice-president, and secretary will remain the same. The new board members are Keith Harmon and Brad Martin. We currently do not have anybody willing to fill the treasurer position. The club needs a treasurer the function properly. If you are able to handle the duties of the treasurer, but didn't volunteer to be nominated because you can't attend all the meetings, please contact Terry Roberts or myself for consideration. Susan Burch will continue as Newsletter Editor, and Fred Mahaffey will continue as Field Trip Chairman. Keith Harmon will continue as Show Chairman. Linda Carter will be our Historian. For those of you that didn't attend the September meeting, Richard Armstrong presented a very informative program on Gem Identification. And to my knowledge, he now holds the record for the longest meeting program. We finished up a little after 10:00. This was an introduction to identifying gemstones, designed to give members an idea of what's involved. Richard is going to put together gem identification classes, basic, intermediate, and advanced, if there are enough members interested. There will be a fee involved for test equipment, that attendees will keep, but Richard is working getting the price to a minimum. Any member interested in attending a basic class, please contact me. When we have enough members, we will schedule a class.

I'm glad to see the cooler temperatures returning, and looking forward to going on some field trips. Things always seem to get a little more active this time of the year. There goes my afternoon nap.

There are a few things coming up in October. Starting off, Keith Harmon is having his annual Rock Sale on October 3rd. Our monthly meeting is October 5th, and we will be having our Annual Auction. Keith Harmon will be our auctioneer again this year. All items for the auction are donated. We ask that all members that have items to donate, bring them to the meeting, or get them to another member that is planning to attend. Bring your cash, checkbook, and don't forget to invite your friends. This is our second biggest fund raiser of the year. The Lapidary / Jewelry Group will meet on October 10th, at my shop. We will be holding a Rock Critter Workshop, like we did last year, to make critters for the January Show. The Austin Gem & Mineral Society Show will be October 23 – 25, and will be hosting the AFMS and SCFMS Conventions this year.

Membership dues are due in October.

Kinney Polve

INSIDE THIS ISSUE

2. September Meeting Minutes
3. ABCs/Geodes VS Vugs
4. Endowment Tickets/L-J Group
5. Terry Roberts' Cabs
6. Miscellaneous
7. Bench Tips/Membership Form
8. Officers and Directions



SEPTEMBER MEETING MINUTES

President, Kinney Polve called the meeting to order on September 14, 2015 at 6:55 pm.

Mary Jane Burnett, a guest, introduced herself. Christina Groves, a new member, introduced herself. They are interested in expanding their knowledge in rock collecting and lapidary arts.

Three silent auction items were out for bidding. Also, door prize tickets were for sale at 25 cents each.

Minutes for July and August were approved as printed in the newsletter. The motion was made by Penny Hawkins and seconded by Terry Roberts.

Colleen Hayes gave the treasurer's report. The balance was \$90,092.90.

Lapidary Arts Group: Due to the Labor Day holiday the lapidary art group met before the regular club meeting. At the meeting on Saturday, September 12th the group viewed and discussed the art of creating cabs. Richard Armstrong brought some opal triplets and taught how they are made. The next meeting will be Saturday, October 10th at Kinney's workshop. All members are invited for a "Critter" workshop to begin getting ready for the January gem show.

Field Trip: The next field trip will be to collect selenite on Saturday, September 26th. The group will gather at McCoy's Lumber Company in Palestine at 8:00 a.m. Bring small tools, water, snacks and dress according to the weather.

Newsletter: Susan Burch is looking for your help. Send her articles and pictures of your work or things that interest you. Others like to know what our members are doing in their workshops.

Old Business: Annual dues are due by October 5th. Dues are \$10 for one person or \$20 for a family.

New Business: Kinney conducted the election of officers. The following were elected by acclamation: President – Kinney Polve; Vice-President – Terry Roberts; Secretary – Carolyn Davis; At Large Board Members – Keith Harmon and Brad Martin. The position of treasurer still needs to be filled. We are still looking for someone to step up and agree to take this office. Could it be you?

Kinney as President then appointed the following: Field Trip Chairman – Fred Mahaffey; Newsletter Editor – Susan Burch; Historian – Linda Carter; Show Chairman – Keith Harmon.

Our next meeting will be October 5th. The program will be the annual auction of items of interest to the hobby. This is a major fundraiser for the club. Bring some exciting material or items to contribute to the auction and bring your wallet with plenty of funds.

A motion was made and seconded to adjourn the business meeting. Door Prizes were awarded and refreshments were enjoyed.

A program on gem identification was presented by Richard Armstrong, RGA, GG, GP. It was very informative. All were glad to have this opportunity to learn more about gem identification. Thank you Richard.

Respectfully submitted,
Carolyn Davis



OF WHAT ONE CAN DO WITH ROCKS

A - Admire Them
 B - Brag about them
 C - Cut and cab them
 D - Display them
 E - Enjoy them
 F - Facet them
 G - Gloat over them
 H - Hunt them
 I - Idolize them
 J - Just enjoy their beauty
 K - Kick them
 L - Lick them
 M - Make something with them
 N - Never tire of them

O - Ogle them
 P - Polish them
 Q - Quick - collect them
 R - Roam for them
 S - Stumble over them
 T - Trade / Tumble them
 U - Unable to resist them
 V - Vastly enjoy them
 W - Wonder about them
 X - X-ray them
 Y - Yearn for them
 Z - Zoom to collect them

(Author unknown, from SCFMS Newsletter, May-June 2008, via SCFMS Newsletter September/October 2015)



GEODES VERSUS VUGS

By: Cecil Gross

We all know what a geode is -- a roughly spherical hollow rock lined with crystals. A vug is roughly spherical cavity lined with crystals. But did you know the real difference in the structure between the two?

A geode has an outer shell or rind (like a melon) composed of chalcedony, which is harder than the host rock in which the geode formed. When the host rock weathers away, the geode is preserved intact due to its hard shell.


Vugs do not have the protective rinds that geodes possess. The crystals found in vugs are formed within a cavity in the host rock, but unlike geode crystals, they are attached to the host rock itself. Therefore, vug crystals are destroyed when the host rock weathers through the cavity.

When weathering exposes a cavity and (if) a rockhound happens to see it, the vug can be chiseled out. If an inch or two of the host rock is left around the cavity, the vug can be removed undamaged.

The geode and vugs I am writing about are found within a radius of about 70 miles from Keokuk, Iowa, which includes portions of Illinois and Missouri. The rock in which they are found is a yellowish-brown to blue-gray dolomite shale of the Mississippian age (325 to 345 million years ago).

(from the Palomar Gem Bulletin 3/96, via The Stone Chipper 3/05; via SCFMS Newsletter Sept./Oct. 2015)

Photos selected from the internet, at right a vug from the Keokuk, Iowa area; at left a geode.



**LAST CALL FOR AFMS ENDOWMENT TICKETS****by: Carolyn Weinberger**

The excitement is building and soon it will be time to announce the winners of the prizes being offered in the 2015 AFMS Endowment Drawing which will be held during the AFMS/SCFMS convention in Austin, Texas this October. Over the years, our EFMLS ticket holders have always fared well in these drawings.

The AFMS Endowment Fund was established about 30 years ago as a means of raising revenues to be used for special AFMS projects that benefit our local clubs. The monies raised from fund raising efforts like the drawing, are invested with only the interest generated from the principal available for use. Some of the projects funded by this interest include the various programs donated by AFMS to our EFMLS program library (you can borrow these for use at your club meetings at no charge other than return postage) and the various badges that clubs with organized juniors programs can obtain.

There are currently 22 fabulous prizes in the drawing, all donated by members of clubs like yours. If you would like to see each of them in color, just visit the AFMS website <www.amfed.org>, scroll down and click on the "2015 AFMS Endowment Fund Drawing" link.

If you're going to Austin, you can purchase tickets from me during the AFMS meeting on Thursday or during the day at the show on Friday, but your best bet is to send me a stamped self-addressed envelope and your check payable to "AFMS Endowment" by October 15th. Include your name, address, and phone number with your order.

The drawing will be held on October 24 during the AFMS/SCFMS convention in Austin, TX. If you're one of the lucky winners, and you're not present, your prize will be mailed to you shortly after the end of the convention.

Please send your ticket "order" to me at:

Carolyn Weinberger
PO Box 302
Glyndon, MD 21071-0302

Via SCFMS Sept/Oct Newsletter

**LAPIDARY/JEWELRY GROUP**

Six members of the Lapidary/Jewelry Group met at Bill Faulkner's home on Saturday, September 12. Terry and Kinney brought several newly finished cabs for the group to admire. Richard Armstrong brought an opal triplet that he had completed and explained how he did it. He also showed examples of the black basalt that he used for the base and clear quartz that he used to cap the thin opal slice that came from Spencer, Idaho. The group also discussed several different gems and Richard explained the properties associated with each of the gems, as well as how he identifies them. The group thanked Bill and his wife for their hospitality after the meeting ended. The October meeting of the L/J Group will be at the home of Kinney Polve near Henderson, TX at 2:00 p.m. on Saturday, October 10.

Terry Roberts



Hi Everyone: My wife asked me to cut and polish an agate heart for her. I came across a slab I had cut from an agate biscuit (a nodule in the general shape of biscuit) that I collected from the Walker Ranch in 2013 when we visited a location known as "Jif Hill" at the back of the ranch. The slab was already close to a heart shape, so I just ground it down to the proper shape, but it isn't what you would call a calibrated design. I also discovered that it is really difficult for a novice like me to grind and polish a heart design on a 6 inch Genie cab machine due to the small space between the wheels (unlike the 8 inch Titan machine). So the overall aspect of the heart does not even approach competition quality.



Although we found a lot of biscuits on "Jif Hill" that contained small jasper nodules with quartz "glue" to hold the jaspers in place, most of the biscuits didn't have much glue inside and the jasper nodules were not tightly bound. Therefore, they made poor displays when cut into slabs. However, I had one biscuit that made the grade. The photo above shows the heart with transmitted light to give a better view of the quartz glue between the jasper nodules.

The term "Jif Hill" was coined by Johnny French since the jasper nodules looked like peanuts inside the larger agate biscuit. Therefore, the name Jif from the peanut butter brand and "peanut agates" as a descriptor for the type of agate found there.



There are lots of small pock marks on the surface of each half that you normally find on Walker Ranch biscuits. I couldn't grind them all off the surface without risking losing some of the plumes or exposing the plume which would create a new pock mark. I really like the second half in this group since the plume looks like a bush on a small hilltop.

The last two biscuit halves do not show any large plumes, but they are interesting in that they have quite a few different shapes of inclusions in them. I especially like the one on the right side in my hand, especially the picture that shows the transmitted light. It has a lot of different features in it that show up if you enlarge the photo. I hope you all have fun looking at all the pictures.



Terry Roberts





Vicky Polve is busy at her facet machine. This is her latest gemstone, Rutilated Quartz.

DISPLAYS BRING REWARDS

by: Margaret Good

Regularly we take displays
Of rocks, minerals and such
To libraries and local schools.
Students enjoy them so much.
When students come to the library
To work or check out a book
They express their satisfaction
When at the display they look.
They ooh and aah and choose their likes
From each arrangement they see.
This makes us know it is worthwhile
Seeing faces it with glee.
So thus it is we wear a smile
As the students look and learn;
For then we know it's worth our time;
This is the reward we earn.



BACK YARD ROCK AND EQUIPMENT SALE

CONTACT: KEITH HARMON

903-316-2967/ keithharmon19@yahoo.com

WHEN: SATURDAY, October 3, 2015

START AT 9AM

WHERE: 9116 US Hwy 84 West, Rusk, TX 75785

WHO: KEITH AND Toni HARMON

WHAT: OVER 50 TONS OF ROCK OF VARIOUS TYPES – AT LEAST 10 TONS NEW SINCE LAST SALE INCLUDING BUT NOT LIMITED TO: agates, jaspers, obsidians,

Jade, palm wood, Arizona wood, tumbling rough, large rock, Cutting material.

USED EQUIPMENT: SAWS, GRINDERS, POLISHING UNITS, VIBRATING LAPS, FLAT LAPS, SPHERE MACHINE, TUMBLERS

COST: ROCK: FROM \$0.50 TO \$4.00 PER POUND AVERAGE

EQUIPMENT: INEXPENSIVE FOR WHAT IT IS.

PLEASE - NO EARLY SALES.

I DIG ROCKS!



BENCH TIPS BY BRAD SMITH

DEBURRING A HOLE-When you drill a hole, there's usually a burr produced on the underside of the metal. Typically, burrs are removed by filing or sanding the area smooth, but doing it this way will put scratches on your piece that will have to be polished off.

A quick way to remove the burr is to grab a drill that's two or three times larger than your hole. Simply twist it in the hole to cut off the burr. I usually do this twisting by hand, but if you have many holes to do, it's easier on your fingers to put the drill into a holder like a pin vice.

CLEANING STEEL SHOT-Steel shot in a vibratory or rotary tumbler works great to burnish and shine your finished silver pieces. But a common problem is how keep the shot clean. Carbon steel shot can get rusty if exposed to the air, and even stainless steel shot can sometimes develop a blackish coating that's hard to remove.

My solution of choice to clean the shot is Classic Coke. Just pour an ounce or two over the shot and let the tumbler run for an hour or so. A bad case might require a second cleaning. Some folks like to let the bubbles in the Coke dissipate before using it so that gas pressure doesn't build up in the tumbler barrel. I've heard that it's the phosphoric acid in Coke that does the trick.


While you're waiting for the shot to clean up, just settle back and enjoy the rest of the Coke.

Please include the following attribution with each publication:

Get all 101 of Brad's bench tips in "Bench Tips for Jewelry Making" on Amazon and if you publish as a pdf, I'd appreciate 'Amazon' to be a live link to www.amazon.com/dp/0988285800/



Yearly dues are due in October! Please, fill out this form and remit to Colleen Hayes



EAST TEXAS GEM & MINERAL SOCIETY

MEMBER REGISTRATION FORM

Name(s): _____ Anniversary _____ Birth Date: _____ Adult: ____ Jr. ____

Address: _____

City: _____ State: _____ Zip: _____

E-mail: _____ Newsletter via e-mail? Y ____ N ____

Special Interest in the hobby: _____ Date Paid: _____

Home Phone: _____ Work Phone or Cell: _____ Dues Paid: \$ _____



Check us out on the web: WWW.ETGMS.COM

THE EAST TEXAS GEM AND MINERAL SOCIETY

Purpose of the East Texas Gem & Mineral Society: Is to promote the study of geology, fossils and the lapidary arts. The public is always invited to attend all club meetings.

MONTHLY MEETING:

First Monday of the month unless a holiday,
then the second Monday, at 6:45 p.m.

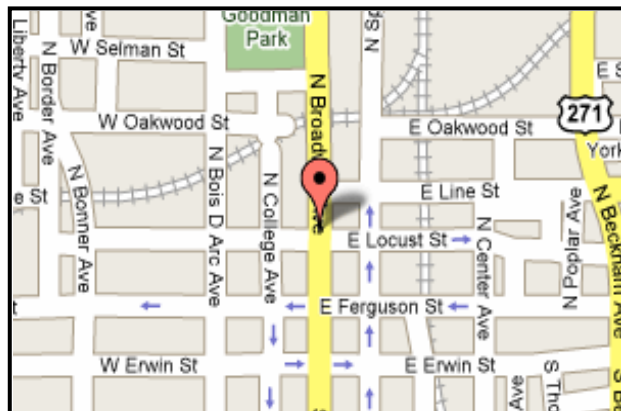
WHERE:

The Discovery Science Place
308 N. Broadway
Tyler, Texas

ANNUAL DUES:

Adults: \$10.00
Juniors: \$2.50 with adult membership
Family: \$20

NOTE TO EDITORS: Feel free to use contents
for non-profit newsletters. Give credit when and where due.



NEWSLETTER CONTENT: Please send any info or articles to be included in the newsletter to the Editor at the address or email listed below by the 15th of the month. Please, keep your address, phone and email information up-to-date, so that we can get the newsletter to you in a timely manner. Out-of-date information costs the club time and money in returned newsletters. If you need an issue dealt with quickly, don't hesitate to call, as that is the best way to reach me. Thank you... Susan Burch

CLUB OFFICERS:

PRESIDENT:
903-646-3189

Kinney Polve
8665 CR 373 D
Henderson, TX 75654

SECRETARY:
903-567-4162

Carolyn Davis
1042 VZCR 4201
Canton, TX 75103

VICE PRESIDENT:
903-881-5108

Terry Roberts
12243 Cross Fence Trail
Tyler, TX 75706

**FIELD TRIP
CHAIRMAN:**
903-978-0268

Fred Mahaffey
1637 CR 1306
Rusk, TX 75785

TREASURER:
903-343-2714

Colleen Hayes
19849 Highland
Whitehouse, TX 75791

**SHOW
CHAIRMAN:**
903-795-3860

Keith Harmon
9116 US HWY 84 W
Rusk, TX 75785

CLUB ADDRESS:

East Texas Gem & Mineral Society
P. O. BOX 132532
Tyler, TX 75713-2532

SEND DUES TO:

Colleen Hayes
19849 Highland
Whitehouse, TX 75791



EDITOR: Susan Burch
20427 US. Hwy 69 S.
Alto, TX 75925

E-Mail: rocknroseeditor@hotmail.com
Phone: 936-615-5397