



ROCK-N-ROSE



NEWSLETTER OF THE EAST TEXAS GEM & MINERAL SOCIETY

PAGE 1

VOLUME 38

TYLER, TEXAS

ISSUE 11

NOVEMBER 2012

Coming Shows, 2012

Nov. 30-Dec. 2
EL PASO, TX
El Paso Mineral & Gem Society
El Maida Shrine Auditorium

Dec. 01 - 02
ROUND ROCK, TX
Paleo. Soc. of Austin
Old Settlers Park
Next to Dell Diamond

Dec. 08 - 09
DE RIDDER, LA
De Ridder G&MS
Beauregard Parish
Fairgrounds

Coming Shows, 2013

Jan. 19-20
FREDERICKSBURG, TX
Fredericksburg Rockhounds
Lady Bird Johnson Municipal
Park—Pioneer Pavilion

Jan. 25-27
TYLER, TX
East Texas G & M Society
Tyler Rose Garden Center

INSIDE THIS ISSUE

2. November Meeting Minutes
3. Program / Membership Form
4. Display Case Liner
5. Dinosaurs
6. Poem / Member Happenings
7. Bench Tips
8. Officers and Directions

PRESIDENT'S MESSAGE

It's just a little over two months until our 2013 Gem & Mineral Show so it's not too early to start thinking and preparing for our 16th show. We will have show work sign up sheets at the December 3rd club meeting. We will need club members to sign up to work setting up the show on Thursday Jan 24th, work during the Fri 25th school day, Sat the 26th, and Sunday the 27th. We will need folks to work the front desk selling entrance tickets, work the silent auction table, work the wheel of fortune game, work the fluorescent mineral display, and provide food for our Friday evening dealer dinner. We need club members to donate rocks, minerals, fossil specimens, and other hobby related items for the silent auction table and the wheel of fortune game. We will have a show work day Saturday January 12th at my shop in Tyler to prepare all of our show materials. Lastly, we need club members to sign up to reserve a display case at the show to display their creations and collections. We will much more to say about the show at the December 3rd. club meeting.

I want to remind club members of the importance of displaying at our Gem & Mineral Show what we do in our hobby as a potential outreach tool. The materials on display for sale by our show dealers is impressive, but I think letting people know what we club members can create, and collect will spark interest in our club and entice the public to come see what we are about. We will have 15 show cases available for club members use at the show. The internal case dimensions you will have to work with is 23" wide x 18" deep, and 16" tall. I'm willing to assist any club member put together a display, just give me a call. Also, please consider putting together a competitive display case for the South Central Federation of Mineral Societies annual show next year. This past year there was only two competitive case at the SCFMS show at Jasper, TX. We as a club and Federation can do better than that. Again, I'm willing to help anyone put together a competitive case. The rules for competitive cases can be downloaded at www.amfed.org.rules.

Thank you Bill Faulkner, Susan Burch, and Mike Howe for putting together our new Web page. It looks great. Please everyone check it out at www.etgms.com. It's a work in progress, so look it over and give Bill your comments and suggestions.

Thank you Rip Criss, Terry Roberts, & Bill Faulkner for your help on Saturday evening Nov.3rd. at the Discovery Science Place helping with the Cub Scout camp in. We shared our earth science knowledge with about 17 scouts who were working on obtaining their earth science badge.

Everyone, please don't forget about our club members Charlotte Harmon, and Al Davis who are both having serious health problems. Please give them a call, or send a card or e-mail letting them know that they are missed and in our thoughts and prayers for their recovery.

Don Campbell

Dues are due, please pay your dues at the Dec 3rd club meeting, or mail them in so you will continue to receive the news letter. A form has been included on page 7.



Important Request

If there is any club member who remembers writing a personal check made out to the East Texas Gem & Mineral Society during the 2011 club show for membership dues or silent auction item payment, or know of any friends, family, or anyone else who may have done so, please call Don Campbell President of the ETG&MS at 903-520-4085, or e-mail at donald1427@hotmail.com.



November Minutes

Meeting was called to order at 7pm by President Don Campbell

Guests were welcomed

Returning member, Pat Sullivan was introduced

Bill Faulkner moved minutes be accepted, Laura Wilson seconded – minutes approved

Bill Faulkner gave the treasurer's report

Announcements:

Don announced dues are due

Penny gave an update on Charlotte's health issues

Al Davis has suffered a stroke and now has pneumonia – he is at Presbyterian Rehab in Dallas

Susan Burch announced a wire wrap class to be held in February or after. If you are interested, please contact her. Initial plans are to create a pendant. Other projects may be added if there is sufficient interest.

Laura Wilson discussed the field trip she will be leading December 1 & 2 to the Miller Mt. Mine in the Hot Springs area of Arkansas. Also available will be an Eagle tour. Participants should bring a small garden hand rake, 5 gallon bucket, OLD shoes and gloves. There is a sign up sheet at the table. Laura will contact everyone with information on the meeting times and place.

Programs

Don encouraged members to put together a display case for the show.

The December 3 meeting will be the gift exchange. Additionally, everyone is asked to bring food if possible.

Show

Show will be the 4th weekend in January. Set up will be the 24th, school day is the 25, show is 26 & 27. The work day at Don's office will be Saturday, January 12. Sign up sheets will be available at the December meeting.

Publicity

Laura Wilson has volunteered to be Publicity Chair.

Field Trips:

Becky requested members send her ideas for field trips

Old Business

Bill Faulkner announced the new Web Page. He, Susan Burch and Mike Howell got together the past weekend and got a start on the web page. The URL is <http://www.etgms.com> Membership contribution is requested. There will be a page for field trips, past newsletters and a secure page available to members for the current newsletters. Cost to the club is \$98.87 per year for hosting and domain registration. Bill put the charge on his credit card. Laura Wilson made a motion for the club to reimburse Bill. Suzan seconded. Motion passed to reimburse Bill for this expense.



Minutes Continued.

Treasury

There has been no progress in locating funds from 2011. No one has come forward with information to assist us in finding the funds. Don handed out new financial procedures adopted by the board.

Terry & Don will conduct a "mini audit" each month.

The December board meeting will address where to put the money market funds.

New Business

Terry approached Don with the idea of sub groups within the club to concentrate on specific areas of interest. Currently, lapidary and paleontology sub groups are being considered. Don asked the membership to think about the idea. The Board will discuss the idea with a trial basis start in February or March.

Tickets were drawn for door prizes

A break for refreshments

Program

Don presented a program on setting up a display case.

Meeting adjourned

Respectfully submitted

Suzan R. Chapman

Secretary, East Texas Gem & Mineral Society



December 3rd. Club meeting program:

Christmas Gift exchange party. Please, everyone bring to the club meeting a wrapped gift for the gift exchange party. Please bring earth science hobby related items, rocks, minerals, fossils, jewelry, hobby related books, tools, and equipment. We will have a great time exchanging and taking gifts away from each other. Also, please bring one of your favorite holiday party snacks to share with everyone. We like to have a lot of good treats to snack on while we do our gift exchange.

**EAST TEXAS GEM & MINERAL SOCIETY
MEMBER REGISTRATION FORM**



Name(s): _____ Anniversary _____ Birth Date: _____ Adult: ___ Jr. ___

Address: _____

City: _____ State: _____ Zip: _____


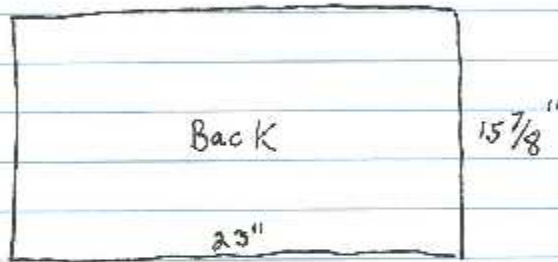
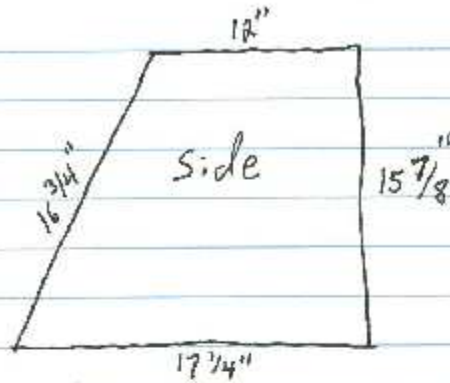
E-mail: _____ Newsletter via e-mail? Y ___ N ___

Special Interest in the hobby: _____ Date Paid: _____

Home Phone: _____ Work Phone or Cell: _____ Dues Paid: \$ _____



Don was kind enough to draw out and measure the liners for the display cases. Here are the measurements:





DINOSAURS: FACTS AND FICTION

DID ALL DINOSAURS LIVE TOGETHER, AND AT THE SAME TIME?

Dinosaur communities were separated "by both time and geography. The "age of dinosaurs" (the Mesozoic Era) included three consecutive geo-logic time periods (the Triassic, Jurassic, and Cretaceous Periods). Different dinosaur species lived during each of these three periods. For example, the Jurassic dinosaur Stegosaurus already had been extinct for approximately 80 million years before the appearance of the Cretaceous dinosaur Tyrannosaurus. In fact, the time separating Stegosaurus and Tyrannosaurus is greater than the time separating Tyrannosaurus and you. At the beginning of dinosaur history (the Triassic Period), there was one super continent on Earth (Pangaea). Many dinosaur types were widespread across it. However, as Pangaea broke apart, dinosaurs became scattered across the globe on separate continents, and new types of dinosaurs evolved separately in each geographic area. The discovery of the one time existence of the supercontinent Pangaea was the crowning triumph of the theory of Plate Tectonics. Books, articles, maps, and diagrams abound describing Pangaea and documenting its ultimate breakup at the end of the Mesozoic era. But Pangaea was, geologically speaking, a rather short-lived phenomenon. Many learned articles have been written based on faulty assumptions of its antiquity and origin. Yet the evidence of the last round of orogenies leading to the formation of Pangaea remains visible for anyone who has the time and inclination to examine it.

HOW ARE DINOSAURS NAMED?

Dinosaurs generally are named after a characteristic body feature, after the place where they were found, or after a person involved in the discovery. Usually the name consists of two Greek or Latin words (or combinations); in order, these are the genus (plural, genera) and the species name. For example, the Greek and Latin combination (binomen) Tyrannosaurus rex means "king of the tyrant lizards." Biologists name modern animals exactly the same way. Some examples include humans (*Homo sapiens*), domestic dogs (*Canis familiaris*), golden eagles (*Aquila chrysaetos*), box turtles (*Terrapene Carolina*), and rattlesnakes (*Crotalus horridus*).

WERE DINOSAURS WARM-BLOODED?

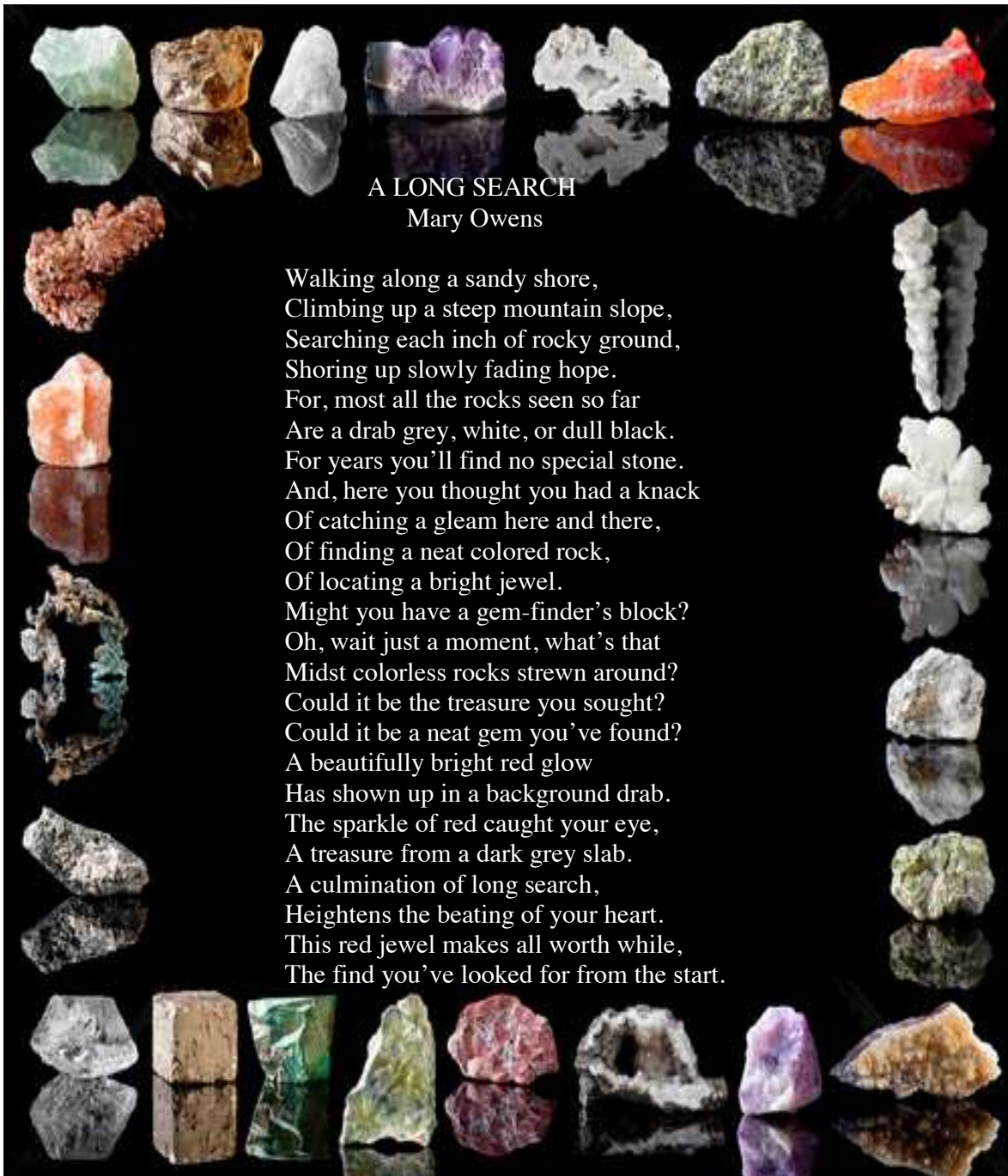
Scientists have conflicting opinions on this subject. Some paleontologists think that all dinosaurs were "warm-blooded" in the same sense that modern birds and mammals are; that is, they had rapid metabolic rates. Other scientists think it unlikely that any dinosaur could have had a rapid metabolic rate. Some scientists think that very big dinosaurs could have had warm bodies because of their large body size, just as some sea turtles do today. It may be that some small dinosaurs were warm-blooded. The problem is that it is hard to find evidence that unquestionably shows what dinosaur metabolisms were like.

HOW LONG COULD A DINOSAUR LIVE?

Animal life spans relate in part to their body size and in part to their type of metabolism. Dinosaur life spans probably varied in length from tens of years to hundreds of years. Their possible maximum age can be estimated from the maximum life spans of modern reptiles, such as the 66-year lifespan of the common alligator (*Alligator mississippiensis*) and the impressive lifespan of a Black Seychelles Tortoise (*Geochelone Aldabrachelys sumeirei*).

One specimen of this now extinct species, which was an adult when captured, lived a record 152 years in captivity (1766-1918) and had an accidental death. These estimates, based on life spans of cold-blooded animals, would be too long if dinosaurs had metabolisms more similar to modern birds and mammals.

From *The Glacial Drifter*, 9/03; via *Stoney Statements*, 11/12



A LONG SEARCH

Mary Owens

Walking along a sandy shore,
 Climbing up a steep mountain slope,
 Searching each inch of rocky ground,
 Shoring up slowly fading hope.
 For, most all the rocks seen so far
 Are a drab grey, white, or dull black.
 For years you'll find no special stone.
 And, here you thought you had a knack
 Of catching a gleam here and there,
 Of finding a neat colored rock,
 Of locating a bright jewel.
 Might you have a gem-finder's block?
 Oh, wait just a moment, what's that
 Midst colorless rocks strewn around?
 Could it be the treasure you sought?
 Could it be a neat gem you've found?
 A beautifully bright red glow
 Has shown up in a background drab.
 The sparkle of red caught your eye,
 A treasure from a dark grey slab.
 A culmination of long search,
 Heightens the beating of your heart.
 This red jewel makes all worth while,
 The find you've looked for from the start.

MEMBER HAPPENINGS—SCHOOL DEMONSTRATION

I did a presentation at Kissam Elementary again this year. It is quite a unique little elementary. They call it Kissam University. We talk a lot about gems and minerals and how the earth has gone through natural changes (without man on earth). Yesterday I received in the mail four thank you letters from the children. It warmed my heart very much to think that people still have gratitude. Since I am retired, I am pretty involved with volunteering, so this is just one of the things I enjoy doing, but when I received these warm thank you notes from the students, it tells me that someone is teaching the children good manners. The school is all about character," something that a lot of parents nor schools teach these days. Thank you, East Texas Gem and Mineral Society for helping me learn more about this wonderful creation and part of our environment; and Thank You, Kissam Elementary for inviting me again this year and for teaching the children wonderful values.


Sincerely, Sherry Breedlove



MONTHLY BENCH TIPS BY BRAD SMITH

OCHRE APPLICATOR

Yellow ochre is used when you want to be sure the solder will not flow onto an area of your piece while you're soldering on another area. The only problem with ochre is coming up with a good way to store and apply it. I like recycled nail polish bottles. They seal well and have a built-in brush. Just clean them out with a little acetone or nail polish remover, and they're ready to go.



"Bench Tips for Jewelry Making" is now available as an e-book for Kindle and Nook readers. Free apps allow it to be read on most phones, tablets, and home computers. The book can be found at several locations:

Kindle edition - www.amazon.com/dp/B00A5ELDRU

Nook edition - www.bn.com/w/?ean=2940015848915


Print edition - www.createpace.com/3976439

Makes a good holiday present for friends who do jewelry.

SANDING/POLISHING IN TIGHT PLACES

Often you'll need to sand or polish an area that's impossible to reach with even a small wheel on a flexshaft. Other times it might be the bottom of a pocket or inside bottom corner of a box that needs to be finished. One trick for these nit-picky jobs may be left over from your last Chinese dinner - a chopstick.

I've found quite a few uses for these in the shop. Prepare the tip by simply sawing it off at a 45 degree angle. Then apply whatever abrasive grit you will need for the job or hold a strip of sandpaper around the end. Loose grit can be held onto the tip with a bit of Vaseline or oil. Tripoli or rouge can be just rubbed onto the end of the chopstick.

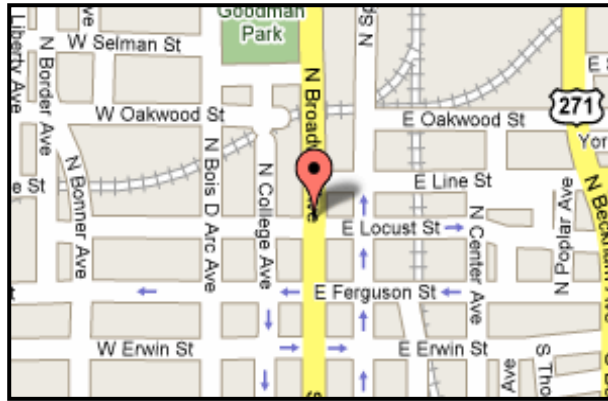


=====
Attribution requested with each publication:

More Bench Tips by Brad Smith are at facebook.com/BenchTips/ or yahoogroups.com/group/BenchTips/

CLUB OFFICERS

PRESIDENT:	Don Campbell 3319 Omega Dr. Tyler, TX 75701	903-520-4085
VICE PRESIDENT	Terry Roberts 12243 Cross Fence Trail Tyler, TX 75706	903-881-5108
TREASURER:	Bill Falkner 309 Princess St. Whitehouse, TX 75791	903-539-0439
SECRETARY:	Suzan Chapman ██████████ ██████████	903-734-1159
MEETING PROGRAM CHAIRMAN:	Don Campbell 3319 Omega Dr. Tyler, TX 75701	903-566-6061
FIELD TRIP CHAIRMAN	Becky Whisenant 3786 CR. 2107 Rusk, TX 75785	903-795-3652
SHOW CHAIRMAN:	Keith Harmon 9116 US HWY 84 W Rusk, TX 75785	903-795-3860
CLUB ADDRESS FOR MEMBERSHIP DUES:	East Texas Gem & Mineral Society P. O. BOX 132532 Tyler, TX 75713-2532	



THE EAST TEXAS GEM AND MINERAL SOCIETY MEETS ON THE FIRST MONDAY OF EACH MONTH, UNLESS THAT DAY IS A HOLIDAY, THEN THE MEETING IS MOVED TO THE SECOND MONDAY. WE MEET AT THE DISCOVERY SCIENCE PLACE, 308 NORTH BROADWAY, JUST NORTH OF DOWNTOWN TYLER, TEXAS. MEETINGS BEGIN AT 6:45 P.M.

Please send any info or articles to be included in the newsletter to the editor by the 15th of the month. Please keep your address, phone and email information up-to-date, so that we can get the newsletter to you in a timely manner. Out-of-date information costs the club time and money in returned newsletters. If you need an issue dealt with quickly, don't hesitate to call me and I will direct you to the right party.

Thank you... SB

NOTE TO EDITORS
Feel free to use contents and graphics for non-profit newsletters. Give credit when and where due.

Purpose of the East Texas Gem & Mineral Society

Is to promote the study of geology, mineralogy, fossils and the lapidary arts. The public is always invited to attend all club meetings.

Annual dues are \$10.00 for adults and \$2.50 for juniors.



EDITOR: Susan Burch
20427 US. Hwy 69 S.
Alto, TX 75925

E-Mail: rocknroseeditor@hotmail.com
Phone: 936-615-5397