



# ROCK-N-ROSE



NEWSLETTER OF THE EAST TEXAS GEM & MINERAL SOCIETY

PAGE 1

VOLUME 39

TYLER, TEXAS

ISSUE 1

JANUARY 2013

## Coming Shows, 2013

**Jan. 25-27**

**TYLER, TX**

**East Texas G & M Society  
Tyler Rose Garden Center**

**Feb. 16-17**

**GEORGETOWN, TX**

**Williams Co. Gem & Min. Soc.  
Community Center  
San Gabriel Park**

**Feb. 16-17**

**PLAINVIEW, TX**

**Hi Plains Gem & Mineral Soc.  
Ollie Liner Center**

**Feb. 23-24**

**Pasadena, TX**

**Clear Lake G&MS  
Pasadena Convention Ctr.**

**March 02-03**

**Big Spring, TX**

**Big Spring  
Prospectors Club  
Howard Co. Fair Barn**

## PRESIDENT'S MESSAGE

There's more than one way to skin a cat (I don't know why you would?). Any way, Keith Harmon suggested we forgo the January club meeting program, and label and stamp the 4,500 post cards we mail out to remind folks of our upcoming Gem & Mineral Show. What a great idea, and we did it. I think we spent maybe an hour or so on it, and before you knew it, they were all done. Great job everyone. We may make this a tradition. It leaves us less work to do on our show work day if we get these done ahead of time. I kept track of the number of stamps I put on cards, and it was between 800-900 stamps. I can't say much more about the show yet because when I'm writing this we still have the work day on the 19th, and the show Jan 25-26. I appreciate everyone's willingness to pitch in and help with the show. I hope we can have the attendance numbers to share at the Feb 4th club meeting, and the financials at the March 4th club meeting.

Please be thinking about which club sub group you might want to get involved with in the near future. Sometime in March, I hope we can start up our interest groups and start meeting together. Right now we are looking at forming 2-3 groups which will meet once a month apart from our monthly club meetings to discuss, share and learn more about different aspects of our earth science hobby. Terry Roberts has agreed to head up our Lapidary Arts/Jewelry group, and I have volunteered to lead our Mineral & Fossil group. Depending on the number of club members who participate in these groups, we may later sub divide again or form additional groups as interest dictates. So, be thinking about which groups you would like to join. More to come later on this subject.

I look forward to seeing everyone at the work day and show.

Don Campbell



## FEBRUARY MEETING PROGRAM

The February meeting program will be presented by Terry Roberts, subject to be announced.

## INSIDE THIS ISSUE

2. January Meeting Minutes
3. December Meeting Minutes
4. Field Trip/Awards Photos
5. Geodes VS Vugs
6. Poem/Thunder eggs/Fluorite
7. Rockhound/Bench Tips
8. Officers and Directions



## JANUARY MEETING MINUTES

Meeting called to order by President Don Campbell at 7:03 PM.

Guests Lindy Rogers and her son John were introduced.

No minutes were available.

The Treasurer's report was given by Bill Faulkner

Announcements:

Dues are due now!

Due to Don being out of town, the show work day was postponed from January 12 to January 19.

No program tonight – instead, members present will work on sticking labels and stamps to the post-cards advertising the show.

Al Davis is still in Rehab

Keith gave an update on Charlotte. She is nearing the end of her treatment.

A sympathy card was signed by members present and sent to Susan Burch.

Field Trips:

A trip to the Naranjo Museum in Lufkin is scheduled for February 16. More information will be available at the next meeting.

Show:

Signup sheets are available.

Thursday will be set up. Dealers will be allowed in the building about 10am.

Friday is Kid's Day – 9:00 am

Friday eve – Dealer's Dinner

Saturday & Sunday Regular show. Sat: 10-6, Sun: 10-6

Tear down Sunday evening

Membership is encouraged to set up display cases

Material is needed for the Wheel of Fortune (small items) and Silent Auction (larger items)

Keith asked if anyone had the jig used to make the popular "bugs" last year.

Keith distributed the yard signs and reminded everyone not to put them out until the week of the show.

Since there is an antique show at the convention center the day of the show, Pete suggested a banner "Get Your Valentine's Gifts Here!" Don stated he did not have time to handle that project.

Becky is obtaining the chicken for the Dealer's Dinner and asked the amount. Don suggested 100 pieces. The club will provide the chicken.

Old Business:

The Board voted to pursue forming sub groups.

Don will head up the Fossil & Mineral group. Terry will lead the Jewelry & Lapidary group.

Don suggested waiting until after the show to begin these groups.

Sherry Breedlove suggested forming a Facebook Group. She stated she would be willing to administer the group. Don suggested we stay with the web site for now.

Tickets for Door prizes were drawn, Break for 15 min.

Membership worked on postcards.

Respectfully submitted

Suzan Chapman - Secretary



**Surprise! You get two month's minutes in this issue...**  
**DECEMBER MEETING MINUTES**

Meeting called to order by President Don Campbell at 7pm

Penny moved the minutes be approved as presented, Jack seconded the motion. Minutes approved.

Bill Faulkner presented the Treasurer's Report. A copy of the report was available for the membership to review.

**Announcements:**

Dues Due

Keith gave an update on Charlotte

Don received an email from Carolyn Davis. Al is in extended rehab in Dallas. His left arm and leg still are not working properly.

**Field Trips:**

Current field trip cancelled

One may be scheduled as weather improves

Don suggested a trip to the new museum in Dallas

Mineral Wells is a good area to look for fossils

There will be a Lapidary Sale December 15 in Weatherford

Jack stated the property owner in Broken Bow has donated crystals. He picked up 7 flats.

Programs: Tonight will be the Christmas Exchange

**Show:**

Keith gave a report on the show.

Sign up sheets are available. Members are encouraged to sign up to help. Flyers will be available in January. Work date will be January 12, 2013. Members are encouraged to bring rocks, etc.

Don and Keith encouraged membership to set up display cases.

Prices for the Silent Auction were discussed

**Old Business:**

Web Site: ETRGMS.COM. Site is growing. There is a Member's Only area. One will need to submit their email address and password to access.

Bill asked for pictures – Past shows, minerals, jewelry, fossils, gems, etc.

Meta files are already in – reason we are listed #19 on search engines is an organization must pay to move up on the list.

Pete suggested we get a new coffee pot. No one seconded. Board already authorized Don to do so.

Audit: Still trying to find a check deposited at that time. No one has come up with a cleared check yet. Copies of the new financial policies are available. Don again asked for a cancelled check written at the show.

**New Business:**

Don will purchase a new coffee pot

The idea of sub divisions was discussed. Will be considered on an individual basis. Board will discuss it at the next meeting. Keith stated he thought it was a good idea as long as the sub group has something to do with rocks.

Tickets were drawn for door prizes. Refreshments

Program – Christmas Gift Exchange

Respectfully submitted

Suzan Chapman, Secretary, ETG&MS



## FEBRUARY FIELD TRIP

For the month of February we have scheduled an indoor field trip to the new Naranjo Museum of Natural History in Lufkin. The date is Saturday, February 23. Since we are headed south and I live in Rusk, we will meet in Rusk at the Whataburger/Runnin' Rudy's service station. We will leave Whataburger in Rusk at 9:15!

Admission is \$7.00 and we will receive a guided tour, possibly by Dr. Naranjo himself. He has spent years accumulating many of these items and has an impressive collection. You can get a preview at [www.naranjomuseum.org](http://www.naranjomuseum.org).

We can eat lunch somewhere in Lufkin if everyone wants to. And for anyone interested, Johnson's Rock Shop is about 1 hour further south in Livingston.

I will bring information sheets to the February meeting. You can contact me at [whizgnat@netzero.net](mailto:whizgnat@netzero.net) if you are interested or you can sign up at next meeting.

Becky



## A couple of pictures from the 2012 Awards Banquets in Jasper, Texas



**At left—The Gold Spark Award being presented to Keith Harmon, by Ike House.**

**Above right—Receiving the Bulletin Awards for their clubs were: L TO R: Sue Dale Miller, Arlington G&M Club; Susan Burch, East Texas G&M Soc. Owen Martin, Houston G&M Soc.**





## GEODES VERSUS VUGS

by Cecil Gross

We all know what a geode is — a roughly spherical hollow rock lined with crystals. A vug is a roughly spherical cavity lined with crystals. (Note from the editor of The Show Me Geode: Vugs also come in many non-spherical shapes.) But did you know the real difference in the structure between the two?

A geode has an outer shell or rind (like a melon) composed of chalcedony, which is harder than the host rock in which the geode formed. When the host rock weathers away, the geode is preserved intact due to its hard shell.

Vugs do not have the protective rinds that geodes possess. The crystals found in vugs are formed within a cavity in the host rock, but unlike geode crystals, they are attached to the host rock itself. Therefore, vug crystals are destroyed when the host rock weathers through the cavity. When weathering exposes a cavity and (if) a rockhound happens to see it, the vug can be chiseled out. If an inch or two of the host rock is left around the cavity, the vug can be removed undamaged.

The geodes and vugs I am writing about are found within a radius of about 70 miles from Keokuk, Iowa, which includes portions of Illinois and Missouri. The rock in which they are found is a yellowish-brown to blue-gray dolomite shale of the Mississippian age.

from several Newsletters, to us via The Rock Rattler, May, 2007. Via SCFMS Newsletter Nov./Dec. 2012.



Top and middle, vug images from the internet; at right, two halves of a geode from the collection of Susan Burch.



**MINERALS-R-US**

by Willie Heym



I looked at the label of my vitamin jar  
And got a glimpse of what we are;  
Calcium, magnesium, manganese and more.  
In all these bottles at the health food store.  
The same minerals that make our pretty rocks  
Are human body's building blocks,  
No wonder we are drawn to stones...  
They're literally in our very bones.

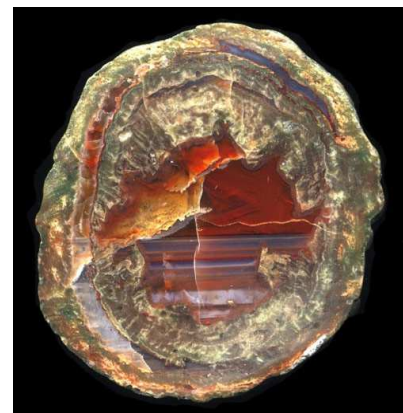
2nd place winner, AFMS Poetry 2002;  
via SCFMS Newsletter, Nov./Dec. 2012

**THUNDEREGGS**


A legend told by the Indians of the  
Northwest.

Thundereggs came about when one  
mountain got angry at another mountain  
and they started throwing rocks at each  
other. This was done, accompanied by  
great roars issued by the angry moun-  
tains. Thus "Thunder  
Eggs".

Via SCFMS Newsletter, Nov./Dec. 2012

**TID BIT — FLUORITE**

Fluorite is a mineral with a veritable bouquet of brilliant colors that range from purple, blue, green, yellow, colorless, brown, pink, and black to reddish orange. Fluorite deserves the title "The Most Colorful Mineral in the World" by all means. Fluorite glows when heated and fluoresces under ultraviolet light. Fluorite, with a hardness rating of 4 on the Mohs scale, is a soft stone that should only be used for pendants, brooches or earrings. The origin of the word fluorite comes from the Latin Verb to flow. From the Northeast LA Gem & Min. Soc., October, 2012; via SCFMS Newsletter, Nov./Dec. 2012.







## WHAT IS A ROCKHOUND

### A Teacher/Educator

A Mineralogist  
An Archaeologist  
A Herpetologist  
A Student  
A Photographer  
A Hiker  
A Recreationist

A Geologist  
A Biologist  
An Entomologist  
A Sculptor  
A Painter  
A Biker  
And a Responsible Citizen

A Paleontologist  
A Botanist  
A Lapidary  
A Jeweler  
A Four-Wheeler  
A Conservationist

Via SCFMS Newsletter, Nov./Dec. 2012

### BENCH TIPS By Brad Smith

#### BEZEL CLOSER

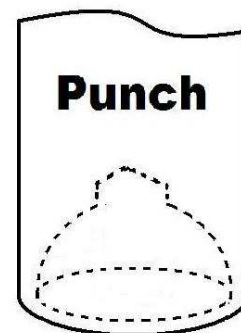
A bezel closer is a steel punch that makes quick work out of pushing the metal down over a round stone and burnishing it. The working end is a concave cavity that fits over your bezel or prong setting and is pushed and twisted to capture the stone. Sets can be purchased but are expensive and contain many sizes you will probably never use. If all you need is one or two sizes, here's how you can make them yourself. Find a good quality, round steel rod a little larger in diameter than your bezel cup or prong setting. Cut a 5 inch length. File both ends flat. Locate the center of one end, centerpunch a divot, and drill a small pilot hole about 5 mm deep. Remember to use a little oil as lubricant when cutting steel.

Select a ball bur a bit smaller than the steel rod but slightly larger than the bezel. Enlarge the pilot hole to a full hemispherical cavity. Test for proper fit with your bezel. Bezel should first contact the cavity about a third of the way in. When the size is correct, polish the cavity using Zam on a length of chopstick in your

flexshaft. If the tool is not polished, it will leave scratches on your bezel or prongs.

When using the tool, the first step is to capture the stone correctly. I usually work by hand and push the punch straight down over the bezel or prongs. This causes the metal to start bending over the stone. Now inspect with a lens to be sure the stone is staying level. This is repeated until the stone is seated on its bearing and can't move anymore.

Next, you want to force the metal down onto the stone uniformly all the way around. While this can be done by hand, I often gently tap the punch with a hammer. Finally, I burnish the bezel by twisting the punch around.



#### BENCH SHEARS

When cutting sheet metal, it's quicker and easier to use a set of shop shears as compared with using a hand saw. The cut is not as precise, but many times you don't need that. Shears will easily cut up to 24 gauge sheet, and some will cut 22 or even 20 gauge.

Current prices for shears run from \$13 - \$22 in jewelry catalogs, and the Joyce Chen scissors recommended on some jewelry blogs run more than \$20. But we found a cheaper alternative at the 99 Cent Store - some gardening utility scissors that were only \$1.07.

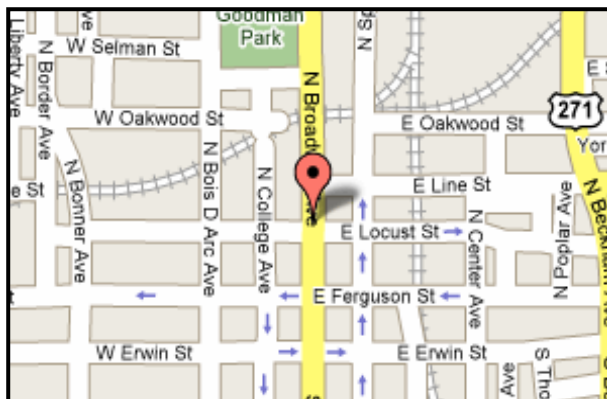
I buy a half dozen of them at a time for use in my jewelry classes. They're great for cutting bezels, trimming around a bezel cup, and cutting a piece off a larger sheet.



Attribution requested with each publication: More Bench Tips by Brad Smith are at [facebook.com/BenchTips/](https://www.facebook.com/BenchTips/) or see the book "Bench Tips for Jewelry Making" on Amazon

## CLUB OFFICERS

<b>PRESIDENT &amp; MEETING PROGRAM CHAIR</b>	Don Campbell 3319 Omega Dr. Tyler, TX 75701	903-520-4085
<b>VICE PRESIDENT</b>	Terry Roberts 12243 Cross Fence Trail Tyler, TX 75706	903-881-5108
<b>TREASURER:</b>	Bill Falkner 309 Princess St. Whitehouse, TX 75791	903-539-0439
<b>SECRETARY:</b>	Suzan Chapman [REDACTED]	903-734-1159
<b>FIELD TRIP CHAIRMAN</b>	Becky Whizenant 3786 CR. 2107 Rusk, TX 75785	903-795-3652
<b>SHOW CHAIRMAN:</b>	Keith Harmon 9116 US HWY 84 W Rusk, TX 75785	903-795-3860
<b>CLUB ADDRESS FOR MEMBERSHIP DUES:</b>	East Texas Gem & Mineral Society P. O. BOX 132532 Tyler, TX 75713-2532	



**THE EAST TEXAS GEM AND MINERAL SOCIETY MEETS ON THE FIRST MONDAY OF EACH MONTH, UNLESS THAT DAY IS A HOLIDAY, THEN THE MEETING IS MOVED TO THE SECOND MONDAY. WE MEET AT THE DISCOVERY SCIENCE PLACE, 308 NORTH BROADWAY, JUST NORTH OF DOWNTOWN TYLER, TEXAS. MEETINGS BEGIN AT 6:45 P.M.**

**NOTE TO EDITORS**

Feel free to use contents and graphics for non-profit newsletters. Give credit when and where due.

**Purpose of the East Texas Gem & Mineral Society**

Is to promote the study of geology, mineralogy, fossils and the lapidary arts. The public is always invited to attend all club meetings.

Annual dues are \$10.00 for adults and \$2.50 for juniors.

Please send any info or articles to be included in the newsletter to the editor by the 15th of the month. Please keep your address, phone and email information up-to-date, so that we can get the newsletter to you in a timely manner. Out-of-date information costs the club time and money in returned newsletters. If you need an issue dealt with quickly, don't hesitate to call me and I will direct you to the right party.

Thank you... SB



**EDITOR:** Susan Burch  
20427 US. Hwy 69 S.  
Alto, TX 75925

**E-Mail:** rocknroseeditor@hotmail.com  
**Phone:** 936-615-5397