

## NEWSLETTER OF THE EAST TEXAS GEM & MINERAL SOCIETY

PAGE 1

VOLUME 43

TYLER, TEXAS

ISSUE 2

FEBRUARY 2017

### Coming Shows, 2017

February 25-26  
Plainview, TX  
Hi-Plains G&MS  
Ollie Liner Center

Feb 25-26  
Pasadena, TX  
Clear Lake G&MS  
Pasadena Convention Center

March 4-5  
Big Spring, TX  
Big Spring  
Prospectors Club  
Howard Co. Fair Barn

March 4-5  
Robstown, TX  
Gulf Coast G&MS  
Regional Fairgrounds

March 11-12  
Southwest G&MS  
San Antonio Event Cen.  
811 Meadow Leaf Dr.  
San Antonio, Texas

### PRESIDENT'S MESSAGE

I want to thank everyone who helped make the 22nd Annual East Texas Gem & Mineral Show a success. This was all due to all the club members and members of their families that helped prepare for and helped out at the show. All the dealers were very pleased with the show and complimented us on everything we did to help make it a success for them and the attendees. I received a lot of positive feedback from the people attending as well. And we gained several new members. I want to thank all of you for the time and hard work you put into this year's show. Also I would like to thank everyone who donated items for the Silent Auction. Thank-you! to everyone who set up display cases. You all did an excellent job of presentation and I heard a lot of very positive comments from visitors as they were admiring your displays. I want to welcome all of our new members to ETGMS and encourage you to get involved in some of our club activities. Don't be shy about talking with the other club members, you will find they have a lot to offer and the best way to get to know everyone is to participate in club activities.

The 5th Annual Tyler Mini Maker Faire is on April 29th, and the ETGMS will have a booth. Members interested in helping during this event, contact me and sign up at the March Meeting. We will give the public a hands on opportunity making rock critters. Also we will demonstrate wire wrapping. This is a good opportunity to get more public interest in our club. More than 1000 people attended the Faire last year. I would like to plan a Rock Swap in April and I need help in planning this event. If you helped in the last one a couple of years ago I would like to get your hindsight and help in planning. I am not Real Estate Savvy but, if you have a good understanding about Real Estate then I would like to put a committee together to pursue the hunt for a permanent clubhouse/shop, let me know if you are interested.

Fred Mahaffey

## 2017 ANNUAL SHOW DISPLAY PICTURES -- PAGES 4-6

### INSIDE THIS ISSUE

2. February Meeting Minutes
3. Member Happenings
4. Annual Show Displays
5. Annual Show Displays
6. Annual Show Displays
7. Bench Tips
8. Officers and Directions

#### ROCK HUMOR

My Pet Rock is not  
doing well today,  
I think it's stoned!





## FEBRUARY MEETING MINUTES

President Fred Mahaffey called the meeting of the East Texas Gem and Mineral Society to order at 6:50 P.M. He began by asking visitors to introduce themselves. We had 10 visitors, including old members.

Fred asked for a motion to approve the minutes as they appeared in the newsletter. Kinney Polve made the motion and Elsa Jerger seconded.

Trish Hamilton gave the treasurer's report. Among the figures presented was the profit from the show. Friday's student count was 327. Over the three days, there were 391 paid students and 1,487 paid adults.

Show business:

\* We had one student at the meeting, Avery Sawyer, age 14, who set up a display in the foyer at the show. He gave a presentation on his display and got the students excited. Kinney also commented on Avery's involvement. Trish said that Avery was helpful at the Wheel of Fortune and packing up at the end.

\* Becky Whisenant said that we had the best number of demonstrations ever.

Announcements:

\* The lapidary group will meet at Terry Robert's house on February 11th and it will be an open discussion.

\* Fred would like a volunteer to lead the mineral and fossil group.

\* On February 18, there will be another field trip to an area near Midlothian and Grand Prairie for fossils – ammonites; dog tooth calcite; and septarian nodules. The current plan is to meet in Athens. Sledge hammers and picks will be needed.

Old business:

\* April 29 – Maker's Faire will be in our meeting room. Kids make rock critters and are taught to wire wrap and how to make cabs. Volunteers are needed to help out with the ETGMS booth.

\* Elsa said that at the show we ran out of critters before we ran out of kids on Sunday. She suggested that at next year's show we include (for wheel prizes) Ziplocs filled with the parts that would go into making a critter, except for the glue. Becky said that sounded like a good idea.

\* Kinney wants to auction cabs in April or May as an additional fund raiser.

\* Julia Toombs asked about the Rock Swap in April. There are no firm plans yet. Terry said we need a park with a pavilion so we won't have to worry about weather since we will need electrical sources.

New business:

\* Fred asked for a motion to donate \$500 to the American Federation scholarship fund. Randy Harmon made the motion and Jack Shull seconded.

\* Rolling Rock Club Auction raised money for the club.

\* Carolyn Davis made a motion to donate \$500 to the local scholarship fund. Kinney seconded.

\* Fred said that if anyone still had a display at the Tyler Library, it needed to be picked up.

\* Fred announced that Ed and Pat Beene had gone into assisted living and needed our prayers. (Fred had sent out an e-mail earlier that they want to trade some of their lapidary equipment for smaller units for their apartment there.)

\* For the members who went on the field trip last March to the Ron Coleman mine, Fred had them draw numbers for pieces that were collected there, but were better than what was found.

Fred asked for a motion to adjourn the business meeting. Kinney made the motion and Darby Spears seconded.

Door prize (8) tickets were drawn and all were given another chance to bid on the silent auction item – a beautiful, large quartz crystal chunk. There was a short break to visit and enjoy refreshments before getting to the program – Basics of Identifying Minerals. The program began at 7:55 P.M. Fred had hand-outs of the discussion on the videos.

One of the minerals discussed was salt. Fred asked how many knew there was a salt mine in Texas. Most did and he said that Grand Saline was a field trip possibility.

Our next meeting is scheduled for March 6, 2017.

Submitted by Julia Toombs, Secretary







# MEMBER HAPPENINGS

## LAPIDARY/JEWELRY GROUP-FEBRUARY

The February Lapidary/Jewelry Group meeting was held at the home of Terry Roberts with seven members and two guests attending. The meeting was open to discussion on any topic by the group. Terry explained how a tumbler works to a member who had just purchased one and gave some tips on loading the tumbler with rocks, grit, and water and how long to run the tumbler with each grit. Kinney Polve showed the members some new pendants he had made after taking a silversmithing class. He also briefly showed the members a book that he had recently published that discussed some possible hazards involved in working with certain hazardous and poisonous minerals in the various lapidary and jewelry crafts. In particular, you need to be cautious when working with minerals containing arsenic and mercury. Richard Armstrong brought some examples of gems that he purchased during a recent visit to the Tucson shows to show the members. At the end of the meeting, Terry let the members sort through some tubs of rock slabs he had for any treasures they might need for their next project. Everyone left happy with what they found in the tubs and with the lively conversations during the meeting. The next L/J Group meeting will be on March 11 at the shop of Kinney Polve south of Henderson, TX. Terry Roberts



## A LITTLE WIRE-WRAPPING ON STUDENT'S DAY

For several years on student's day of the annual show I've enjoyed doing wire-wrapping demonstrations. This year I was asked to do a few projects for others. One was a star sapphire cabochon for one of our club members, Avery Sawyer. The stone was collected by his grandmother, who had it cut into a cabochon. Avery wished to make it into something usable for her, so requested it be wire-wrapped in copper and made into a pendant.

The other four pieces consist of two baleen whale bone beads wrapped similarly and two 19th century Chinese gaming tokens, all wrapped in 12k gold-filled wire. The gaming tokens were wrapped to be the same on both sides as each side of the mother of pearl pieces are carved differently. Susan Burch







# 2017 ANNUAL SHOW DISPLAYS

Thanks to Keith and Toni Harmon, and those who helped set it up, we were able to host the renowned 'rock food table' again this year.

A big thank you to all our members who filled the display cases in the lobby of the Rose Garden Center for the enjoyment of all those who attended our annual show this year.



Here are some of the pictures of those displays shown on pages 4-6. Pictured at left—On Sunday at the end of the show, Jody Creason of Tyler, Texas, won the Adult Grand Prize, an amethyst cathedral. Rock food table and display photos by Susan Burch.











*Pictured far left—Vice-President, Rip Criss presenting Carolyn Davis a certificate of appreciation for her years as Secretary; Shown at right—Rip Criss presents the ETGMS' Earth Sciences scholarship to Jacob Moore. Photos by Lynn Metcalf*



## AFMS/SCFMS NEWS

There was no news to report this month.

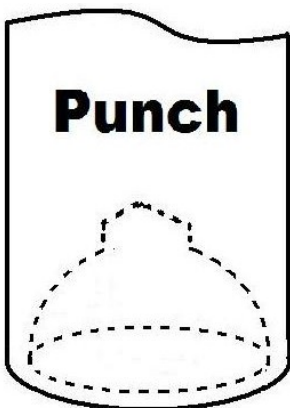


## BENCH TIPS BY BRAD SMITH

**BENCH SHEARS**-When cutting sheet metal, it's quicker and easier to use a set of shop shears as compared with using a hand saw. The cut is not as precise, but many times you don't need that. Shears will easily cut up to 24 gauge sheet, and some will cut 22 or even 20 gauge.

Current prices for shears run from \$13 - \$22 in jewelry catalogs, and the Joyce Chen scissors recommended on some jewelry blogs run more than \$20. But we found a cheaper alternative at the 99 Cent Store - some gardening utility scissors that were only \$1.07

I buy a half dozen of them at a time for use in my jewelry classes. They're great for cutting bezels, trimming around a bezel cup and cutting a piece off a larger sheet.



**BEZEL CLOSER**-A bezel closer is a steel punch that makes quick work out of pushing the metal down over a round stone and burnishing it. The working end is a concave cavity that fits over your bezel or prong setting and is pushed and twisted to capture the stone. Sets can be purchased but are expensive and contain many sizes you will probably never use. If all you need is one or two sizes, here's how you can make them yourself.

Find a good quality, round steel rod a little larger in diameter than your bezel cup or prong setting. Cut a 5 inch length. File both ends flat. Locate the center of one end, center punch a divot, and drill a small pilot hole about 5 mm deep. Remember to use a little oil as lubricant when cutting steel.


Select a ball bur a bit smaller than the steel rod but slightly larger than the bezel. Enlarge the pilot hole to a full hemispherical cavity. Test for proper fit with your bezel. Bezel should first contact the cavity about a third of the way in. When the size is correct, polish the cavity using Zam on a length of chopstick in your flex-shaft. If the tool is not polished, it will leave scratches on your bezel or prongs.

When using the tool, the first step is to capture the stone correctly. I usually work by hand and push the punch straight down over the bezel or prongs. This causes the metal to start bending over the stone. Next I inspect with a lens to be sure the stone is staying level. This is repeated until the stone is seated on its bearing and can't move anymore.

Next you want to force the metal down onto the stone uniformly all the way around. While this can be done by hand, I often gently tap the punch with a hammer. Finally, burnish the bezel by twisting the punch around.

Please include the following attribution with each publication: See all Brad's jewelry books at:

[Amazon.com/author/bradfordsmith](https://www.amazon.com/author/bradfordsmith)





Check us out on the web: [WWW.ETGMS.COM](http://WWW.ETGMS.COM)

### THE EAST TEXAS GEM AND MINERAL SOCIETY

**Purpose of the East Texas Gem & Mineral Society:** Is to promote the study of geology, fossils and the lapidary arts. The public is always invited to attend all club meetings.

#### MONTHLY MEETING:

First Monday of the month unless a holiday,  
then the second Monday, at 6:45 p.m.

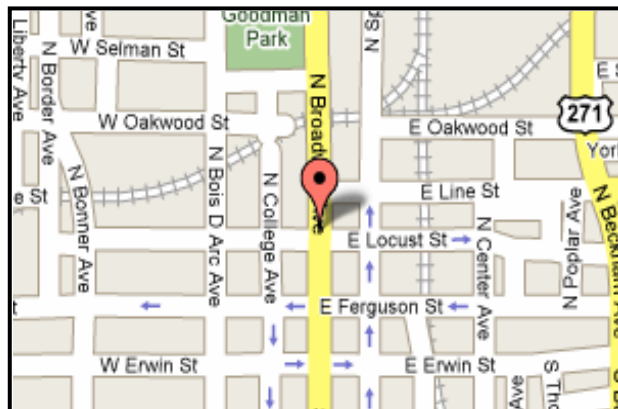
#### WHERE:

The Discovery Science Place  
308 N. Broadway  
Tyler, Texas

#### ANNUAL DUES:

Adults: \$10.00  
Juniors: \$2.50 with adult membership  
Family: \$20

**NOTE TO EDITORS:** Feel free to use contents  
for non-profit newsletters. Give credit when and where due.



**NEWSLETTER CONTENT:** Please send any info or articles to be included in the newsletter to the Editor at the address or email listed below by the 15th of the month. Please, keep your address, phone and email up-to-date, so that we can get the newsletter to you in a timely manner. Out-of-date information costs the club time and money in returned newsletters. If you need an issue dealt with quickly, don't hesitate to call. Keep in mind some photos or graphics may be chosen from the Internet. Susan Burch

#### CLUB OFFICERS:

##### PRESIDENT:

Fred Mahaffey  
1637 CR 1306  
Rusk, TX 75785

903-978-0268

##### VICE PRESIDENT:

903-928-2860

Robert (Rip) Criss  
16399 N. US Hwy 287  
Tennessee Colony, TX 75861

##### TREASURER:

Trish Hamilton  
P.O. Box 132532  
Tyler, TX 75713

##### SECRETARY:

903-882-5809

##### FIELD TRIP

CHAIRMAN:  
903-894-3642

##### SHOW

CHAIRMAN:  
903-795-3860

Julia Toombs  
317 Rustic  
Hideaway, TX 75771

David Russ  
PO Box 755  
Bullard, TX 75757

Keith Harmon  
9116 US HWY 84 W  
Rusk, TX 75785

#### CLUB ADDRESS:

East Texas Gem & Mineral Society  
P. O. BOX 132532  
Tyler, TX 75713-2532

#### SEND DUES TO:

Trish Hamilton  
P.O. Box 132532  
Tyler, TX 75713



**EDITOR:** Susan Burch  
20427 US. Hwy 69 S.  
Alto, TX 75925

**E-Mail:** [rocknroseeditor@hotmail.com](mailto:rocknroseeditor@hotmail.com)  
**Phone:** 936-615-5397



RETURN ADDRESS SERVICE REQUESTED