


***Guide to Becoming an
Freelance Internet Affiliate advertiser***



***Lee Groves II
Freelance marketing Network***

LIMITS OF LIABILITY / DISCLAIMER OF WARRANTY:

This report is NOT legal or accounting advice. You need to do your own due-diligence to determine if the content of this report is right for YOUR own personal or business goals. All earning claims are being made according to what other people have done using this system. Your own earnings are a result of Your own efforts and I therefore cannot claim what those certain predictions are going to be. The publisher of this report is not liable for any damages or losses associated with the content in this report.

In English: You are a business person, we are business persons – you need to be responsible for your Own marketing and actions online.

If you are working DO NOT QUIT your job this is not an overnight get rich B.S

CONTENTS

Page 3: Introduction

Page 4: Home Office Style

Page 5: Affiliate Marketing 101

Page 7: Reach the People

Page 8: Time to Build

Page 13: Sell Your Products

Page 20: Claim Your Name on the Net

Page 24: Affiliate Marketing Programs - Segment One

Page 28: Affiliate Marketing Programs – Segment Two

Page 33: Let's Make a Deal

Introduction


Thank you for buying my ebook. Did you know that there is real employment on the net to make some cash by the end of the week, you just got to know what to look for and what to do when you find it . I'm my guild I will show you how to do it Freelance Style I will explain some of the basic ways to start make legitimate money online as a freelance affiliate advertiser. I Promise that you WILL make \$185 from completing trail offer programs and products in the next 24 to 72 hours. And make \$100 to \$220 repeatedly with every new sales lead that complete trail offers for you. Also I listed companies where you can make \$500 or more a week from affiliate programs you market for them. Now there are other things too that you can market, besides what is in my eBook. I'm just showing you the basic and quick way I make extra money to make ends meet. I'm informing those that don't know about it; don't know how to go about doing it. And offer feeling of security. Not being scammed. Did you know that in the information age companies are turning to the internet as the primarily target to advertise, in the old days (the 90's) TV and radio and print was the norm. Now with gadgets and flat screens advertise in everywhere and at times over whiling. Take my mid-level phone service. When I called for information for a number I was bombarded with voice ads, YouTube ads, Facebook, ads. Now online marketing and shopping is in its golden age. Which means somebody is posting these ads to drive potential online customers' to buy a product. Companies are using the vast power of the internet and its side benefit. A vast labor force looking for work. Using a computer and the internet to get paid. Advertising a product. Site or Service. This is where YOU CAN CASH IN on this opportunity. Take all that time you spend on Facebook and YouTube and turn into money. Now I know it's a lot of gurus talking big numbers, then say buy this by that, I will show you the Top 10 Affiliate Programs to get involved with. Straight to the point no more guessing which ones work. I have taken the time to make sure your \$15 is worth it. So you don't have to spend money on something and it crap .theses programs and pay sites all have been tried and tested.

Now on to the meat and potatoes you paid for



Home Office Style

I will cover the things you need to set yourself up. First off setup an workspace area like an office type of setting since you will need to be organized and have everything in reach that is needed. Next paid internet service, now for the the basic affiliate programs you can use free service. But for the second segment of the affilte program paid service is needed. But i`ll get into that in ore detrail later. A printer/scanner is needed a real good one you can find at wal-mert for under\$70 a mic and headset, web cam. Also a speech to text sofeware. And photo paper 8x11 and 4x6 size.your best deal on thses are on ebay. Another option that will same money is to get a ink refill systems You will be using these for advertiveing cards also vistaprint use the 250 for \$10 next you must have a paypla accout. and a paypal debtit card also a bank issued debit card this is amust have to particpte in the second segment of the affiliate programs. If you got a real credit card that's fine. But I recommend getting a bank card. Reather using your credit card. Now step an email about for your affiliate emails. Use that for everything pertaining to so you can keep up with email when needed. Download grapice rending software to make your printed and image ad www.inkscape.com and www.gimp.com



Affiliate marketing 101

Perhaps the simplest way to explain affiliate marketing is that it is a way of [making money](#) online whereby you as a publisher are rewarded for helping a business by promoting their product, service or site. There are a number of forms of these types of promotions but in most cases they involve you as a publisher earning a commission when someone follows a link on your blog to another site where they then buy something. Other variations on this are where you earn an amount for referring a visitor who takes some kind of action – for example when they sign up for something and give an email address, where they complete a [survey](#), where they leave a name and address etc. Commissions are often a percentage of a sale but can also be a fixed amount per conversion. Conversions are generally tracked when the publisher (you) uses a link with a code only being used by you embedded into it that enables the advertiser to track where conversions come from (usually by cookies). Other times an advertiser might give a publisher a ‘coupon code’ for their readers to use that helps to track conversions. **For example:** when I recently released my [31 Days to Build a Better Blog Workbook](#) I also give people an opportunity to promote the workbook with an affiliate program whereby they could earn a 40% commission for each sale. When you [sign up](#) to become an affiliate you are given a special code unique to you that enables you to promote the workbook and make \$7.98 per sale. The top affiliates earned over \$2000 in the first few weeks after launch through these commissions.

- **Advertisers often prefer affiliate marketing** as a way to promote their products because they know they’ll only need to pay for the advertising when there’s a conversion. I knew when I started this affiliate program that while I’d earn less for each sale that having a network of affiliates promoting it would almost certainly increase overall sales levels.
- **Publishers often prefer affiliate marketing** because if they find a product that is relevant to their niche that earnings can go well in excess of any cost per click or cost per impression advertising campaign.

Why Affiliate Marketing Can Work Well on Blogs

Affiliate marketing isn’t the only way to make money from blogs and it won’t suit every blog/blogger (more on this below) but there are a few reasons why it can be profitable in our medium. Perhaps the biggest of these reasons is that affiliate marketing seems to work best when there’s a relationship with trust between the publisher and their readership.

I’ve found that as this trust deepens that readers are more likely to follow the recommendations that a blogger makes. Of course this can also be a negative with affiliate marketing – promote the wrong product and trust can be broken (more on this below).

Affiliate Marketing – Easy Money?

While affiliate marketing can be incredibly lucrative it is important to know that affiliate marketing is not easy money. Most people who try it make very little as it relies upon numerous factors including:

- traffic (high traffic helps a lot)
- finding relevant products
- finding quality products
- building trust with your readers

- having a readership who is in a 'buying mood'
- you being able to write good sales copy (and more)

There's also some risk associated with affiliate marketing in that if you push too hard or promote products of a low quality you can actually burn readers and hurt your reputation and brand.

It's also worth noting that affiliate marketing doesn't work on all blogs. Some blogs are on topics where it is hard to find products to promote – other blogs attract audiences who are not in a buying frame of mind and for other blogs it just doesn't fit with the blogger's style or approach.

Tomorrow I want to continue the focus upon affiliate marketing with another post – this one on how to find affiliate products to promote. Over 95 percent of the affiliate marketers on the web are making a huge mistake when it comes to their own business. Find out why getting a domain name is the first and foremost effective tool to acquire. Want an edge over the affiliate marketers on the web? Get a domain name. A domain name is like setting up an address for people to stop by and do business with you.

1. Professional appearance. Really, which website is you more inclined to click <http://www.mypowermall.com/Biz/Home/555555> or <http://www.onlinesavingsforyou.com>? The first one reeks of “cookie cutter” or replicated websites and there are thousands of others out there EXACTLY like it. The second one shows independence and singularity. For this example, hundreds of thousands of people have clicked on a Power Mall website. The chance of click-through to your affiliate generated website is slim and getting slimmer every time another signs up for this opportunity. More people will click on the second because it is something they have not seen before. You move from the crowd promoting the cookie cutter website to standing apart and representing yourself as your own business.

2. Recall of your website. Look at those website names again. Which one is easier to remember? Which one will look better on a business card? Are they going to get your replicated site if they the search for “Powermall” because that is what they remember or are they more likely to remember [onlinesavingsforyou.com](http://www.onlinesavingsforyou.com)?

3. Promote yourself and not just your affiliates. At some point, you may decide you do not want to continue to represent the affiliate site you are promoting now. Any of the ranking you have achieved in a search engine will be worthless to you.. If you have your own website, you simple change your content, remove the link to the opportunity, add a new link or whatever and maintain your presence.

4. You can build a contact list with your own capture page. Anyone in internet marketing knows the “list” is the vehicle to success. If you are promoting several different affiliate businesses using only their back office auto-responders, you are missing the opportunity to cross sell to your other opportunities. You need to set up a capture page using your own auto-responder to collect their contact information, before you send them to your affiliate website or page

5. Give yourself a true web presence. You can create your own content with your name creating credibility. Use your website to promote yourself while you promote your affiliates. As you develop multiple streams of income, you can use your domain to promote them with your “branding”. As you build your presence, you will be building your credibility.

6. A “real” email address. Think about it. Which shows more credibility as an online marketer? AnnMartin@OnlineSavingsForYou.com or aprilsmom@yahoo.com? It is as simple as that.

7. Able to promote multiple products. Because you have your own domain with your own website, you can promote multiple products or opportunities from one place. When you use websites like MySpace, Ryze, DirectMatches, etc. to market, you take people to your website and not put in four or five affiliate links.

8. Investment in your online future. You have made a move toward having an [online business](#) by signing up as an affiliate so you have an obvious interest in [online business](#) success. You need to think about your future as an online marketer and what will take you to the next level. A domain name of your own is the next logical step. You will learn a tremendous amount of information online and but all will point you toward getting your own domain name to be in business.

9. It is easy to do. You can get a domain name for less than \$10 for a one-year registration. Hosting can cost you less than \$20 month. Doesn't it make sense to put these tools to work for you? I use dot.tk there free

10. Puts you into business psychologically. If you have made a commitment to a domain name, virtually that puts you into business. You need to use that to pull yourself into business mentally and physically. Get to work! Learn as much as you can but most of all, start promoting your domain!

If you don't understand the benefits of having your own domain name and how it can make your business explode, you really should rethink your desire to have an online business. Your domain name will be the cornerstone and provides a base for building a solid online business.

According to statistical research by Omniture, the act of using a landing page to target your campaign traffic results in an average increase in conversion rate of 25%. This underscores the fact that it's simply a smart practice to follow. When you consider that many paid search campaigns send visitors to either the homepage or a registration form, often without any Message Match to follow up the original offer, a focused and targeted message will automatically produce better results. This brings me to point 2.

Focused & Targeted Messaging: When you only have to worry about a single message, the focus of your page will be stronger. It requires discipline, but don't try to say too many things at once.

Contrast a homepage – that can have multiple messages or products – with a landing page with one headline, one unique selling proposition (USP), one call to action (CTA) and a single product photo and you can see how a landing page can remove a lot of the user confusion that produces poor conversion.

Co-branded Affiliate Opportunities: Message match and trust can be enhanced for affiliate traffic by using co-branding. Co-branding commonly involves the use of logos from both parties on a destination page. It allows a visitor to feel confident that the offer presented to them on the affiliate website is being honored on the target website.

Reach the people

With all marketing it all about contact getting notice by posted ads on classified sites building web pages. Talking to people .Handing out card and flyers can generate you sales leads. *Sales leads* are potential people seeking for intellectual products, services or supplies. That have shown interest or contacted you about what you have to offer the buying consumer

Flyers, business cards and the internet

Using in the flyers and business cards you made, can reach people at places giving you exposure, reaching people that don't visit classified sites. You can use this mentions to direct to a web page you have made containing your referral link and a description of what it is also can create pic-ads to post on social sites I do this on face book and diggs. This way you can target your leads. And make the flyers according First thing you want to do is think how you are going to advertise referral links You can make flyers with your web site link on it then when they go it all your page custom to what you are promoting. Marketers use free web page builders this method helps you ad stand out from the rest.

Traffic exchangers and Domain names

Put simply, a traffic exchange website is a web service that allows you to join as a member to help you generate more traffic to your site(s). You join, and you are essentially required to surf and view other members' websites for a certain amount of time (like 20 seconds per website view) and you earn credits that way. The more you view the more credits you earn. The more credits you earn, the more your site is viewed by others. When someone views your site, for the same amount of time. Your balance of credits decreases. Domain name also help you stand out and also keep your ad from getting blocked on craigslist or flagged and people can remember a name of something better when its relating to something they was looking for Just remember not the only person out there doing this. So be creative to get a niche crowd.

Time to Build

In this section I will show you how to build landing/sales pages. First the landing page to promote your company referral. Landing pages are like flyers but on the net. You can have flashing text and graphics, videos it all about making people to click on that link. you got to sell the product mentally, so they will think about buying. Let's get started. Go to <http://www.easyhits4u.com/?ref=leegroves> set up account. Click on splash page builder then click on add new page.



EasyHits4U
SINCE 2003

1:1 Traffic Exchange

Great anti-cheating protection

1000 hits to your site from \$5.95

5 levels referral program

600,000 members

[Home](#)
[Account](#)
[Terms](#)
[FAQ](#)
[Contact](#)
[Log out →](#)

Members Home

 **Upgrade to Premium**

My Sites

Buy credits

Start Pages

Easy Rotor

Easy Splash Builder

Credits → impressions

My Banners

Buy impressions

My Text Ads

Buy impressions

My Referrals

Find people

Contact referrals

My messages new

Promo tools

 **Links Directory**

 **Start Surfing (2:1, 15 sec)**

 **Start Surfing (1:1, 20 sec)**

Quick Guide | [Account stats](#) | [Settings](#) | [My Profile](#) | [What bonuses?](#) | [Facebook](#) Like <8.5k | [Share](#)

EasyHits4U 101

Quick Guide for Beginners [Printer friendly version](#)

EasyHits4U is one the most prominent [online marketing](#) programs on the Web. Over 600,000 members joined our program during the last nine years.

But how does it work? What can you achieve on EasyHits4U? **EasyHits4U 101** answers these questions and many others. The goal of this quick guide is to get you up to speed on how to get the maximum benefit from your EasyHits4U membership. You can also [check our FAQ and Tutorials sections](#).

What is EasyHits4U?

EasyHits4U is the most popular traffic exchange program on the Web with over half a million registered members. Our program allows you to promote your [own sites](#), referral/affiliate links from other programs, banner and text ads to other registered members, and build your own downline here. We have delivered large volumes of traffic to our members' sites since 2003.

As you probably know, new traffic exchanges pop up every day, but the EasyHits4U traffic exchange is still growing rapidly and becoming more and more popular in the [online marketing](#) world. So what makes us so popular and why do so many people keep coming back to this website? You will find the answers as you read this quick guide :-)

How does it work?

For every site you visit (we call this "surfing"), you will receive one visitor back to your site. We provide a fair **1:1 exchange ratio**. There's no limit to the amount of free hits you can receive per day — 10, 100, or even 1,000. While surfing, [you earn credits and receive bonuses](#) on each [prize page](#) ([credits](#), banner and text ad impressions, cash, Premium days, surf drawing tickets). Each credit you earn can be exchanged for one visitor to your page. Other terms will be explained below.

You can also convert credits into banner and text ad impressions on the ["Credits -> Impressions" page](#) and assign them to your banners and text ads. You can request [payment to your PayPal/NetPay account](#) as soon as you earn the minimum of \$2.00.



Next type in a title name of your page or click adds. It will take you back to the first page

The screenshot shows the EasyHits4U website in a Mozilla Firefox browser. The browser's address bar displays `www.easyhits4u.com/spb.cgi?f=modify`. The website's header includes the EasyHits4U logo with the tagline "SINCE 2003" and a navigation menu with links for Home, Account, Terms, FAQ, Contact, and Log out. Promotional banners at the top highlight features such as "1:1 Traffic Exchange", "Great anti-cheating protection", "1000 hits to your site from \$5.95", and "5 levels referral program". A badge on the right indicates "600,000 members".

The main content area is titled "Members Home" and features a sidebar with links to "My Sites", "My Banners", "My Text Ads", and "My Referrals". The central section is titled "Add splash page" and contains a "Quick Guide" link, a "Start Surfing" button, and a "Settings" tab. The "Settings" tab is active, showing a "Page title" input field and several checkboxes for customizing the splash page, including "Add custom header to this splash", "Show top frame", "Avatar in the top frame", and "AddThis sharing tool in the top frame". An "Add" button is located at the bottom of the settings section.

Now click on edit by your page link showing your title page name. This will take to the edit window

Premium

My Sites

Buy credits

Start Pages

Easy Rotator

Easy Splash Builder

Credits → impressions

My Banners

Buy impressions

My Text Ads

Buy impressions

My Referrals

Find people

Contact referrals

My messages new

Promo tools

Links Directory

Articles

Daily Statistics ?

607,301 members

403 members joined yesterday

1,385 members online

532,930 pages viewed today

824,923 pages yesterday

RANKED 1

Easy Splash Builder

Here you can create, update, host and track your own [splash pages](#) for any [website](#) with the Easy Splash Builder tool.

As a free member you can store up to 3 splash pages. For only **\$7.45** per month you can store up to **100** splash pages.

It is very important to promote different looking pages for any programs but not only standard affiliate/referral pages. Even if you don't know how to [create websites](#) or never heard of HTML, you can create your own unique pages for ANY programs in just 5 minutes or even less with our easy-to-use Easy Splash Builder tool. Properly designed splash page will help you to get **much more signups** to your sites.

The very best splash page making service for you: 🏆

[Create your own splash pages with ease](#)

[Earn commissions of up to 40% from purchases](#)

[More than 1,000 images for you to use](#)

[Highly customizable](#)

[Detailed statistics and tracking](#)

[Your splash pages are available 24 hours a day](#)

[Graphic Creator plugin](#)

[Many other features including...](#)

My splash pages

Compare Free & Paid membership

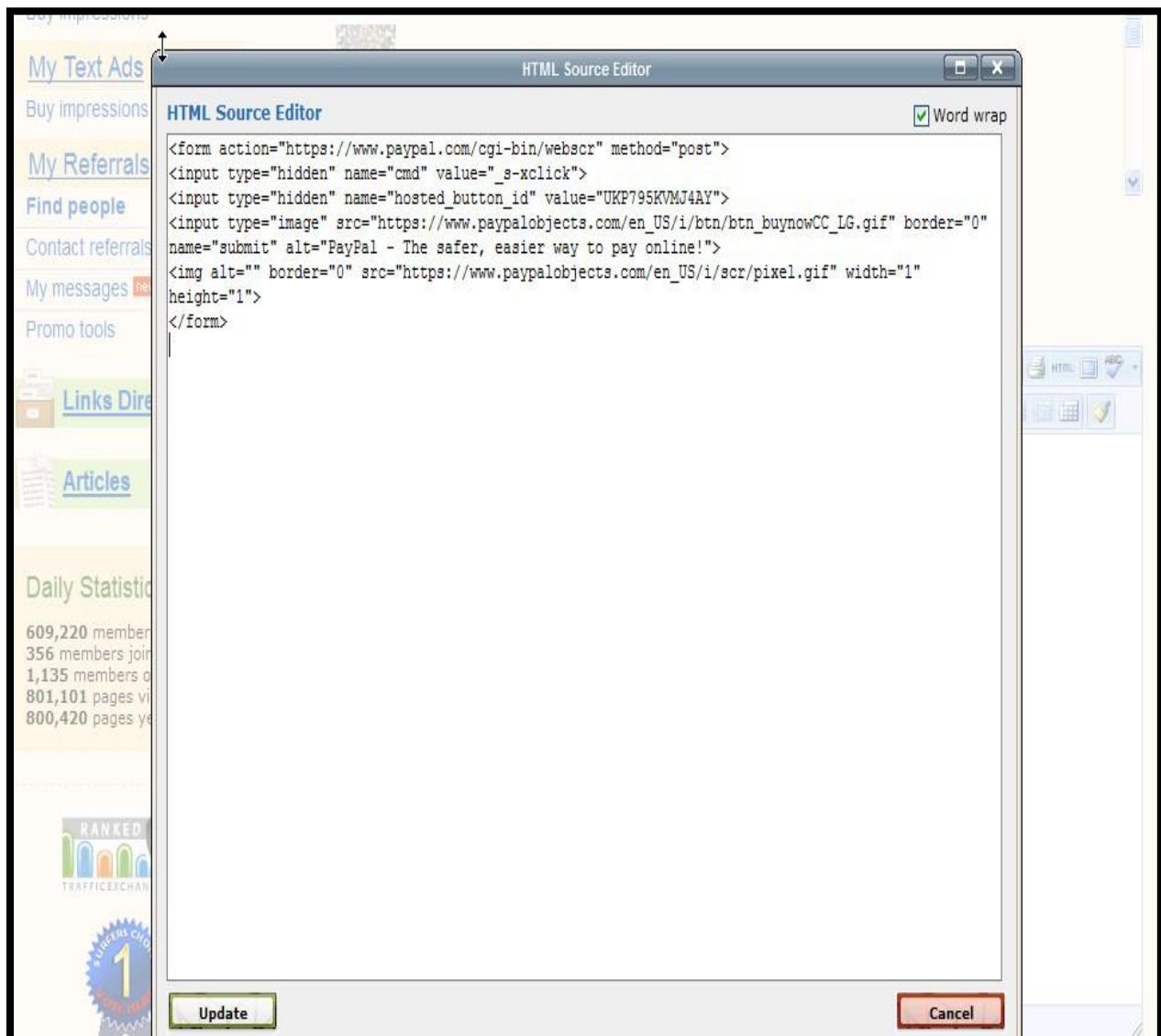
You can submit 2 more splash pages. [Increase capacity ↑](#)

<input type="checkbox"/>	Page title	Status ?	Action ?
<input type="checkbox"/>	Learn how to do Freelance Affiliate Advertisement http://www.easyhits4u.com/customsplash/37914/	Active	edit stats copy promote





[Activate](#) [Deactivate](#) [Delete](#)

[Add new splash](#)

On this page would type in a brief statement that catches the attention and your referral links. First you would click on the html button. Write your paragraph in word then paste it into the html editor window along with your referral link and email links. If your good at html then have a ball. Click on update. Then edit the remainder of the page background text color etc. then cl save



You will be returned to the previous page, click on the link with the title name you created. You will be taken to the page you made.

EasyHits4U Build your own **FREE** splash page     [Close](#)

Hi **EasyHits4U** Surfer


Out of a job, or working part time for a temp service. Did you know that there is real employment on the net to make some cash by the end of the week, you just got to know what to look for and what to do when you find it in my guild I will show you how to do it Freelance style. Now I am going to tell you it affiliate advertising.

Did you know that in the information age companies are turning to the internet as the primary target to advertise, in the old days (the 90's) TV and radio and print was the norm. Now with gadgets and flat screens advertise in everywhere and at times over whelming. Take my mid-level phone service. When

called for information for a number I was bombarded with voice ads, YouTube ads, face book, ads.

Now online marketing and shopping is in its golden age. Which means somebody is posting these ads to drive potential online costumers' to buy a product. Companies are using the vast power of the internet and its side benefit. A vast labor force looking for work, using their pc and internet to get paid. Advertising a Product. Site or Service.

This is where YOU CAN CASH IN on this opportunity. Take all that time you spend on face book and YouTube and turn into money.



Transferring data from www.easyhits4u.com...

Sell Your Products

Now this part is it yo desisde to get into selling digital products on line go to <http://www.webstarts.com/?aff=lhgroves> to make sales/product page as I made to promote this ebook next goto. To keep it short most know how to build an web page I just will show you how to setup your PayPal order html code. Now type in your page title. Click on continue. This will also be your webpage address which you will use later to add to the domain input page.

The screenshot shows a Mozilla Firefox browser window with the title "Choose your Webstarts website address - Mozilla Firefox". The address bar displays "www.webstarts.com/choose-subdomain.php". The page header includes the WebStarts logo, the phone number "Call 1-800-805-0920", and login fields for "email address" and "password" with a "Login" button. A navigation bar contains links: Home, Sign-Up!, Features, Designs, FAQs, Pricing, About Us, Contact, Affiliates, and Help. The main content area is titled "Choose your website address" and includes a link "Need Help? [Click Here](#)". There are two radio button options:
1. "Use a **FREE** WebStarts.com address. For example: **MySite**.WebStarts.com" with a text input field and ".WebStarts.com" dropdown.
2. "Use a domain name for your web address. ***This Thursday Only, Save a Whopping 50%! Only \$4.89/mo. [View Details](#)***" with a text input field, a ".com" dropdown, and an "Example: **MyDomainName.com**". A yellow "Continue" button is at the bottom with the text "Click here to" above it. The Windows taskbar at the bottom shows the start button and several open applications, with the system clock displaying "11:25 AM".

First you want to click on edit. To start working on your page. Now most people know how to build a page .if there are videos on YouTube showing how. So go ahead and make your first page

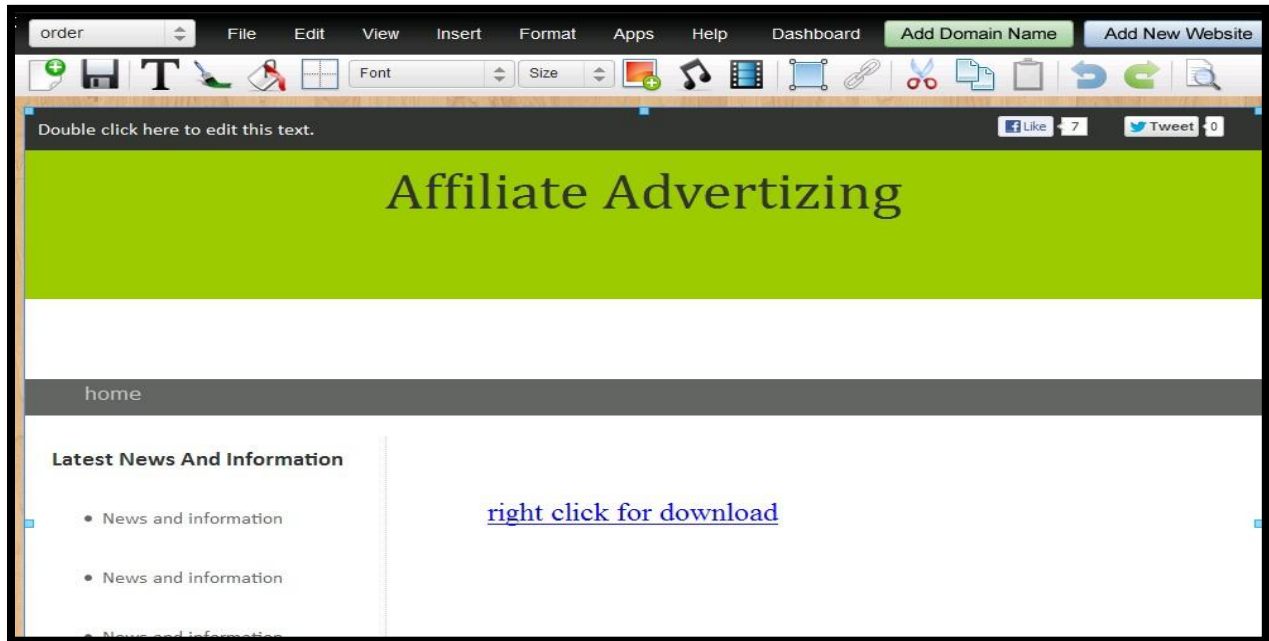
The screenshot shows the WebStarts.com dashboard. At the top, there's a navigation bar with links like Home, Edit Site, Manage Sites, etc. Below this is a row of icons for various services: Edit Website, Add Domain Name, Free Shopping Cart, \$300 In Free Advertising, Make Money Online, Google Express, Traffic Booster, Local Listing, and Email. A prominent banner in the center promotes upgrading the account for \$4.89 per month, offering \$300 in free advertising and a custom domain name. Below the banner is a 'My Pages' section with a table listing existing pages (home, about, contact) and their settings.

Page	Edit Page	Preview Page	Delete Page	Page Order	Shown on Menu	Display Menu
home					Yes	Yes
about					Yes	Yes
contact					Yes	Yes

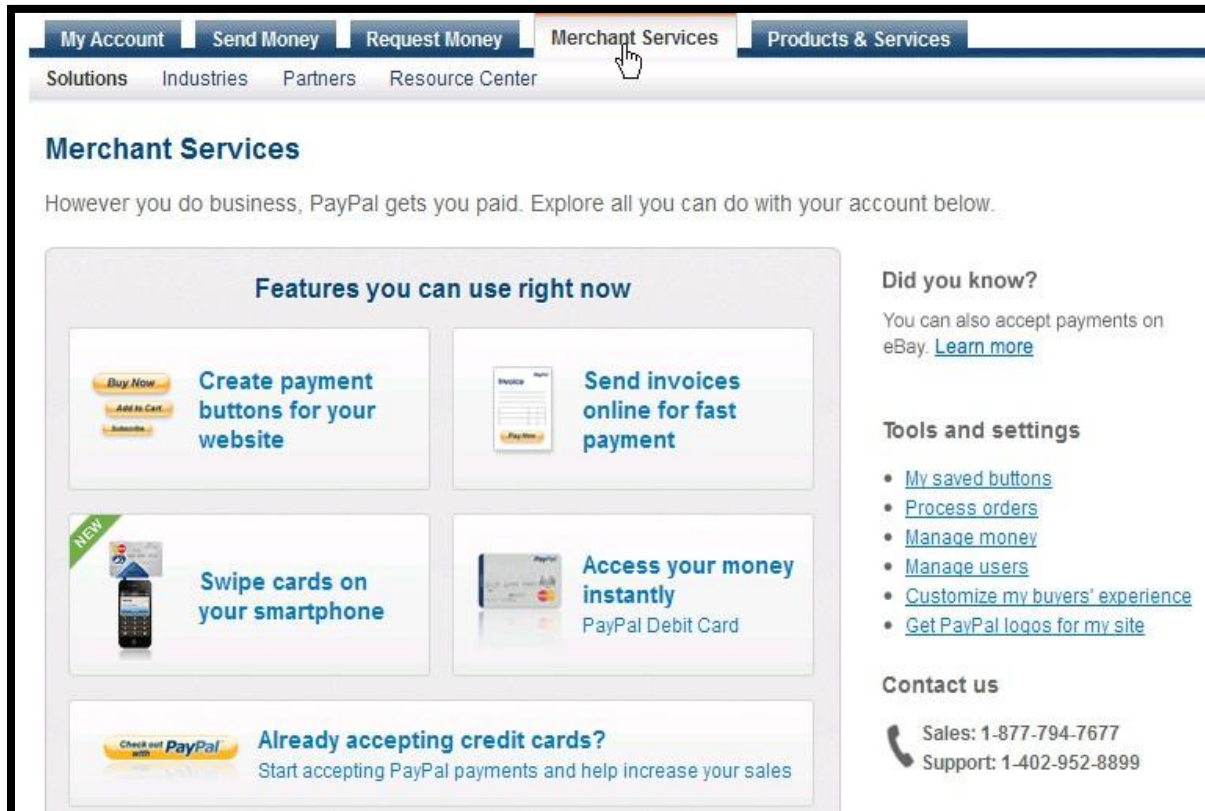
Next you will create a page to send to after they pay the money so that they can download the eBook click on new page icon copy the home page, rename it eBook click create . Now re-edit the text to fit the download page Now type a single line of text to use as a download link. Highlight text line click on hyperlink/ link to my file, upload digital media the file create link, click save. Now when the custom click the link, they can save it to their PC.

The screenshot shows the File Manager interface in WebStarts.com. It displays a list of uploaded files: BAMBOO.jpg, BAMBOO_717.png, BAMBOO_772.png, Wood_floor..., and ZipNadaZil... The interface includes a sidebar for navigation, a storage space indicator (1MB/1000MB), and buttons for uploading, deleting, and inserting files.

Now your check out download link page is complete.



Now in a new window go to <http://www.paypal.com> login to your account click on merchant services tab. Click on create payments button.



Fill in the tile name and price info, nest scroll down to step 3. Customize advance features

Choose a button type

Buy Now

[Which button should I choose?](#)

Note: [Go to My saved buttons](#) to create a new button similar to an existing one.

Item name

Item ID (optional) [What's this?](#)

healthy heart book

Price

Currency

10.00

USD

[Need multiple prices?](#)

Customize button


☐ Add drop-down menu with price/option [Example](#)

☐ Add drop-down menu [Example](#)

☐ Add text field [Example](#)

☒ [Customize text or appearance](#) (optional)

Your customer's view



Shipping

Use specific amount: USD [Help](#)

Tax

☒ Use saved values in PayPal profile. [View](#)

☐ Use tax rate %

Merchant account IDs [Learn more](#)

☒ Use my secure merchant account ID

☐ Use my primary email address lhgrovesii@yahoo.com

▶ Step 2: Track inventory, profit & loss (optional)

▶ Step 3: Customize advanced features (optional)

Create Button

Copy the eBook download page URL link from your webpage. Paste in the ~take customers to this when they finish checkout box`~ paste the link. And check the box. Uncheck the above box. Click on create

▶ Step 2: Track inventory, profit & loss (optional)

▼ Step 3: Customize advanced features (optional)

Customize checkout pages

If you are an advanced user, you can customize checkout pages for your customers, streamline checkout, and more in this section.

Do you want to let your customer change order quantities?

☐ Yes

☒ No

Can your customer add special instructions in a message to you?

☒ Yes

Name of message box (40-character limit)

Add special instructions to the seller:

☐ No

Do you need your customer's shipping address?

☐ Yes

☒ No

☐ Take customers to this URL when they cancel their checkout

Example: <https://www.mystore.com/cancel>

☒ Take customers to this URL when they finish checkout

ebstarts.com/cadmin/?ship=ODgzMDg3MQ==&page=order.html

Example: <https://www.mystore.com/success>

Advanced variables [What's this?](#)

Use a line break between each variable. The variables will appear in your button's HTML code. [Learn more](#)

Click on select, right-click/copy the code

PayPal

My Account Send Money Request Money Merchant Services Products & Services

Overview Add Money Withdraw History Statements Resolution Center Profile

You are viewing your button code

1. Click **Select Code** to select all the button code.
2. **Copy** the code (CTRL+C for Windows, CMD+C for Mac -- or right-click and choose Copy).
3. **Paste** the code into your own code (CTRL+V for Windows, CMD+V for Mac -- or right-click and choose Paste).

[Integration tips](#)

Website Email

```
<form action="https://www.paypal.com/cgi-bin/webscr" method="post">
<input type="hidden" name="cmd" value="_s-xclick">
<input type="hidden" name="hosted_button_id"
value="UKP795KVMJ4AY">
<input type="image" src="https://www.paypalobjects.com/en_US/i/btn
/btn_buynowCC_LG.gif" border="0" name="submit" alt="PayPal - The
safer, easier way to pay online!">
<img alt="" border="0" src="https://www.paypalobjects.com/en_US/i/scr
```

Select Code Go back to edit this button

Create more buttons

[Create similar button](#) | [Create a new button](#)

Similar: Use the button you just created as a template for another button.
New: Create a completely new button from a blank form.

Return to your home page of your webpage click on insert/html code, paste in the PayPal buy button html code in the dialog box. Click save.

home File Edit View Insert Format Apps Help Dashboard Add Domain Name Add New Website

Latest News

View Source - WebStarts.com

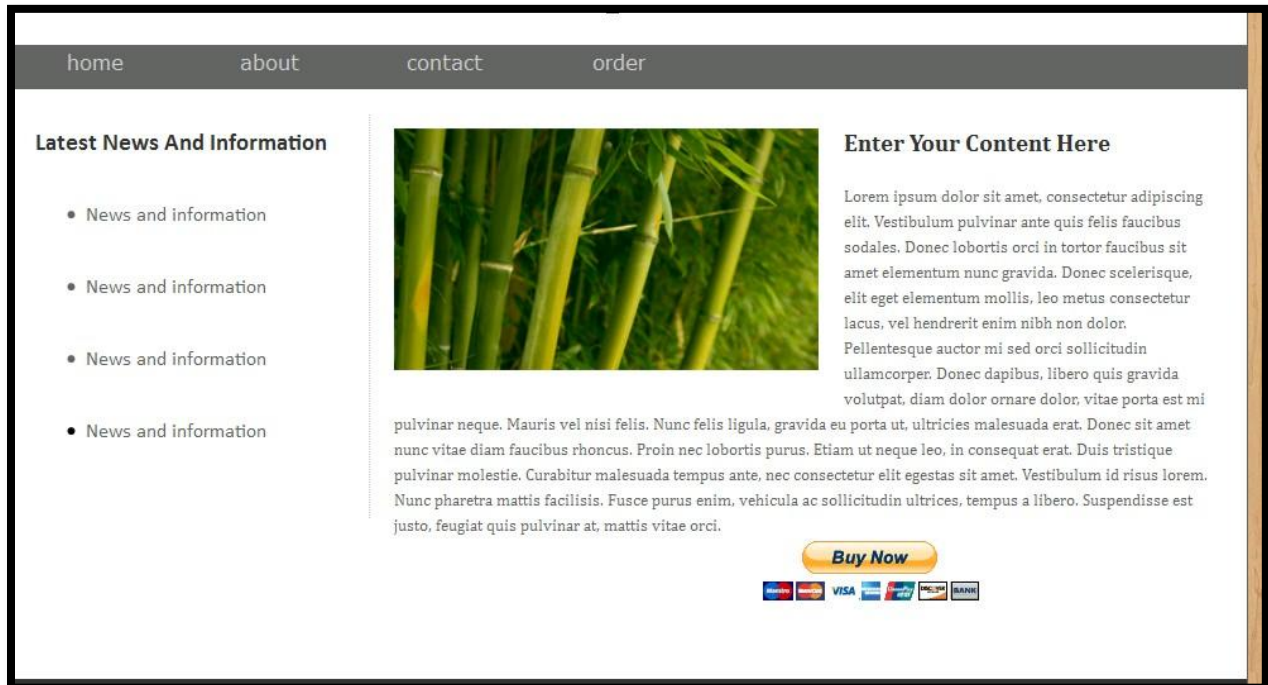
Paste Code
You can paste your HTML or Javascript code here.

View Source Code
View or Edit your page source code.

Options
Wrap Text ☒

Cancel Ok

Move buy now button to desired location. Click on the save icon. Next click on dashboard.



Scroll down to my pages. In the ~shown on page~ column click on yes to change to no

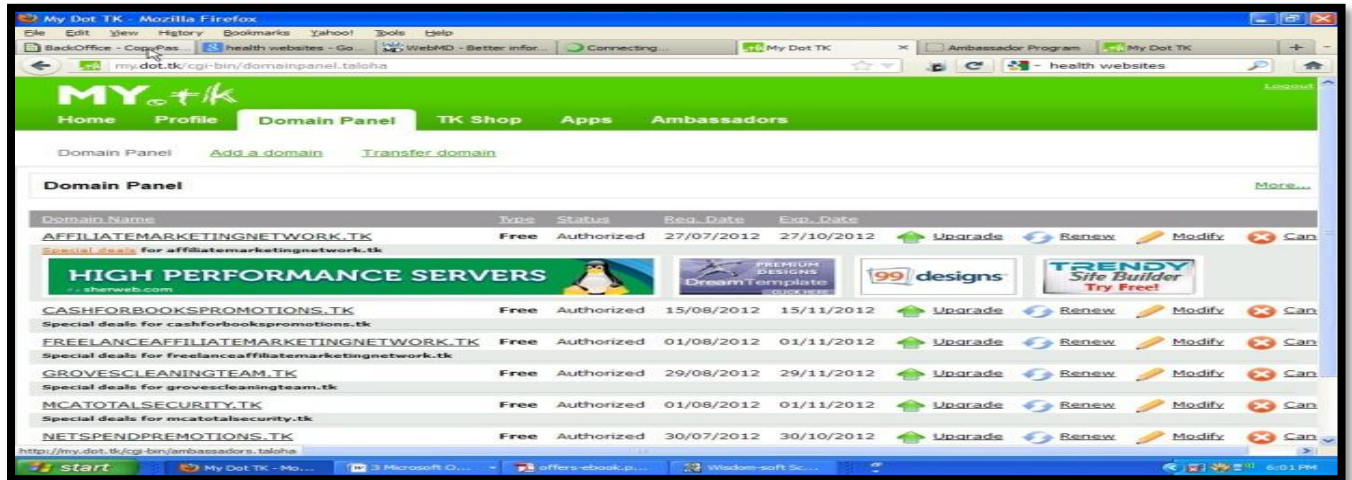
My Pages						
Add New Page Change Design Set Home Page Export Website Files						
Page	Edit Page	Preview Page	Delete Page	Page Order	Shown on Menu	Display Menu
home					Yes	Yes
about					Yes	Yes
contact					Yes	Yes
order					No	Yes

Go back to the home page click on file /save and published. You're done.

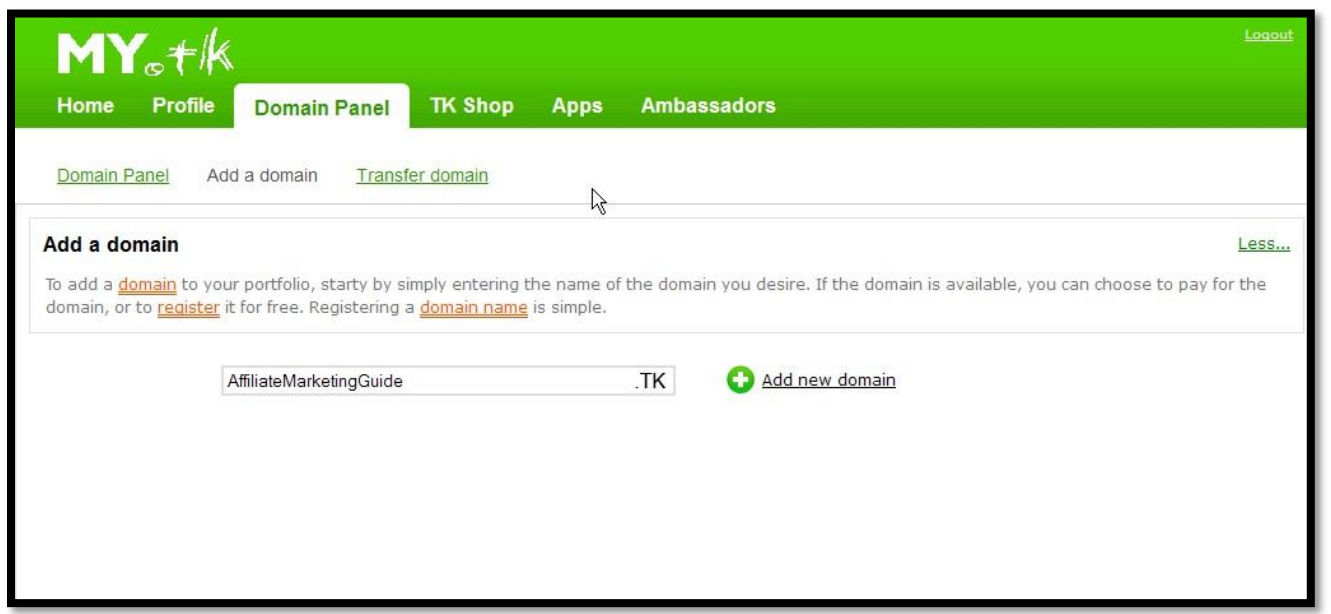
Claim Your Spot on the Net

Next I will show you how to setup simple domain name for your two pages you just made. You want to pick a quick name to remember if somebody lost your card they can remember it and doesn't take all day to type. Also it gives an appearance of professionalism. When seen.

You can use the site name on the business cards you are handing out. Now you want to direct traffic to your link advertise your link online. First make up

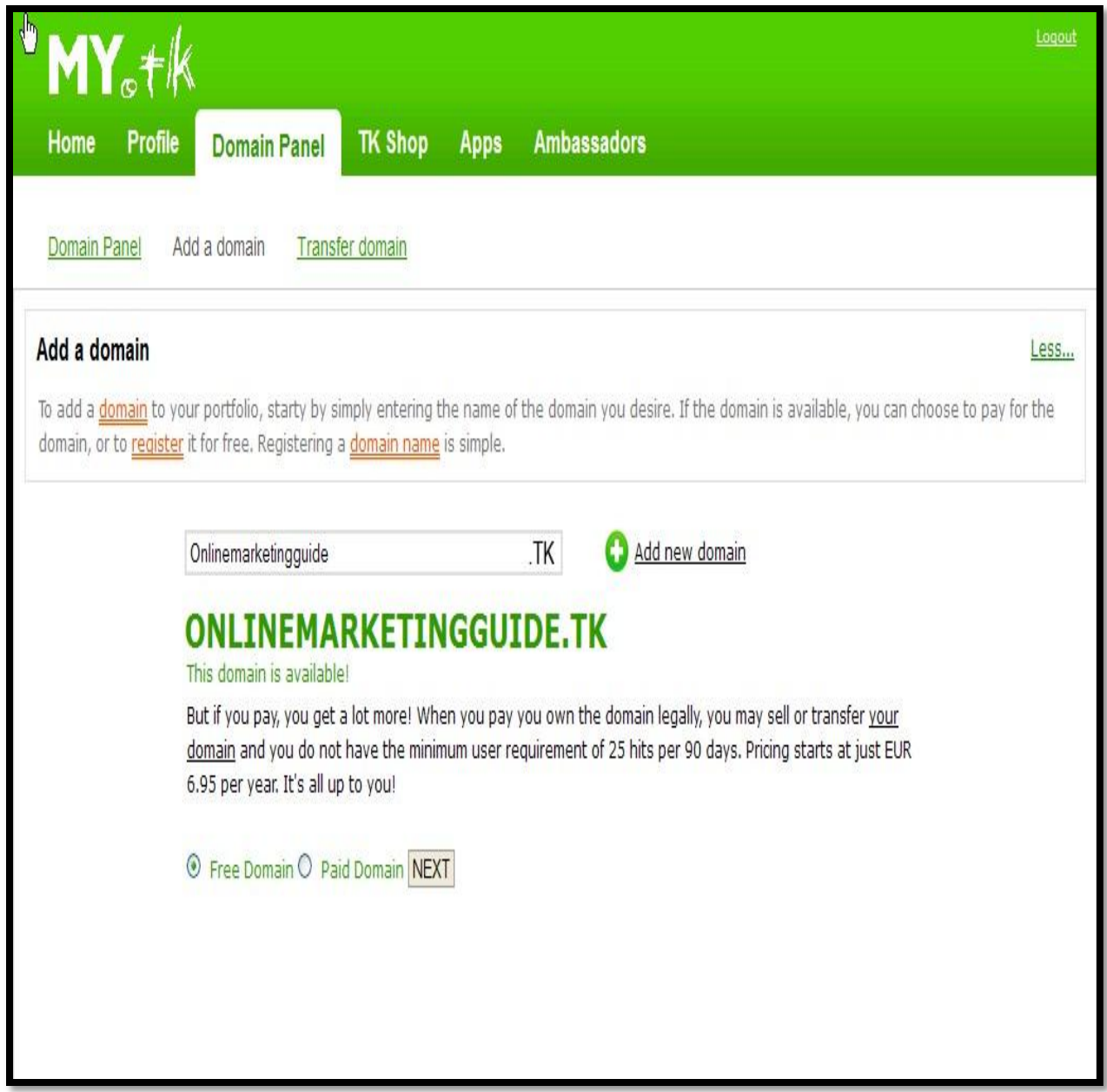


Type in your desired page name indicating your landing page. Then click on add new domain



Your name will appear. Highlight free domain click next.

Now the address on the referral link or web page you want people to go to t in your referrer URL box, type in the security code click on next.



The screenshot shows the MY.TK website interface. At the top, there is a green navigation bar with the MY.TK logo on the left and a 'Logout' link on the right. Below the logo, there are navigation links: 'Home', 'Profile', 'Domain Panel' (which is highlighted), 'TK Shop', 'Apps', and 'Ambassadors'. Below the navigation bar, there is a sub-navigation bar with links: 'Domain Panel', 'Add a domain', and 'Transfer domain'. The main content area is titled 'Add a domain' with a 'Less...' link on the right. Below the title, there is a paragraph explaining the process: 'To add a domain to your portfolio, start by simply entering the name of the domain you desire. If the domain is available, you can choose to pay for the domain, or to register it for free. Registering a domain name is simple.' Below this paragraph, there is a text input field containing 'Onlinemarketingguide' and a dropdown menu showing '.TK'. To the right of the input field, there is a green plus icon and a link 'Add new domain'. Below the input field, the domain 'ONLINEMARKETINGGUIDE.TK' is displayed in large green letters. Below the domain name, there is a green message: 'This domain is available!'. Below the message, there is a paragraph: 'But if you pay, you get a lot more! When you pay you own the domain legally, you may sell or transfer your domain and you do not have the minimum user requirement of 25 hits per 90 days. Pricing starts at just EUR 6.95 per year. It's all up to you!'. At the bottom, there are two radio buttons: 'Free Domain' (which is selected) and 'Paid Domain'. To the right of the radio buttons, there is a 'NEXT' button.

MY.TK Logout

Home Profile Domain Panel TK Shop Apps Ambassadors

Domain Panel Add a domain Transfer domain

Add a domain Less...

To add a domain to your portfolio, start by simply entering the name of the domain you desire. If the domain is available, you can choose to pay for the domain, or to register it for free. Registering a domain name is simple.

Onlinemarketingguide .TK + Add new domain

ONLINEMARKETINGGUIDE.TK

This domain is available!

But if you pay, you get a lot more! When you pay you own the domain legally, you may sell or transfer your domain and you do not have the minimum user requirement of 25 hits per 90 days. Pricing starts at just EUR 6.95 per year. It's all up to you!

☒ Free Domain ☐ Paid Domain NEXT

And you're done. You can use this for pages you build or even facebook page_

[+ Add new domain](#)

ONLINEMARKETINGGUIDE.TK

This domain is available!

Adding a new [FREE domain](#) is easy. Just tell us the URL of your current website and enter the characters you see in the picture below. By clicking 'Next' your domain will be added.

1

Your current web address

In order to send all your visitors to the right spot, we need to know the exact location where your current website or homepage resides.

Your referer URL

Use DNS for this domain

If you do not know what DNS is, please [continue](#) without choosing this option.

Use this domain for TK Mailias only

Make this a TK Mailias domain only. TK Mailias domains are only used for email forwarding and not for website forwarding.


2

Registration length

Domains can be registered from 1 to 12 months. Registered Dot TK users are allowed an unlimited number of domain renewals.


3

Type the characters you see in this picture



Type the characters you see in this picture

Now just repeat this step for the host referral/sales page Note this is how you would go about using a domain site for a premade page. Now once you have setup your domain names for your pages just simply go back and edit the link names and replace them with the new names. Now that you know how to setup pages you can use this method for anything you choose to advertise on the net. In the next segment, you will use what you have learned to promote the following affiliate programs in this guide




Affiliate Marketing Programs: segment one

Now these are some of the top affiliate programs circulating on the net. Now there are more but these really work because they actually offer something you can use. And they pay out within a week when you get a sign-up. These sites you use would use business cards with a catchy phrase and web domain name sending people to your landing page containing your sign-up referral link. Also use a domain for that one. And put that on 4x6 or 8 x 10 photo printing material as an ad flyer and poster.

There two type of affiliate programs. The first ones generally you have to have paid for the service /product. And in turn promote it once you have received your back office and referral link.

And the next one is where companies allow you to sign up as a repensentive to promote their service or product. These are better because you don't have to pay for anything.

COLLEGE STUDENS GOT BOOKS THE CAMPUS STORE WONT BUY

The graphic is a promotional flyer for Cash4Books.net. It features a green and white color scheme. At the top left is the logo 'Cash4Books.net' with a large '4'. To the right, the text 'Sell Your Books For Cash' is written in a stylized font. Below this, a central text block says 'Click here to visit us & get paid for your books fast!'. The bottom section contains five green buttons with white text and icons: 'Visit Cash4Books.net' (with a laptop icon), 'Get an instant price quote' (with a book icon), 'Ship your books for free' (with a book icon), 'FREE' (with a book icon), and 'Get Paid!' (with a money bag icon). The website name 'Cash4Books.net' is also at the bottom right.

*GO TO CASHFORBOOKSPROMOTIONS.TK
AND SIGN UP FOR AN ACCOUNT AND GET
STARTED SELLING YOUR BOOKS*

Motor club of America

This company is really good to promote they actually have something to offer and its pay cycle is every week, provided you get sells this program offers auto club coverage. It has some real good plans that appeal to car truck even semi owners MCA has built up a lot of good "buzz" since this is the only compensation plan within the industry. You may be asking yourself, how MCA can offer such an incredible compensation pan without going out of business, and the answer is this... Motor Club of America has been in

business for 86 years since 1926 which means that the company is well respected, trusted, and managed extremely well, and they have done their homework in knowing that members retain their memberships for well over 2 months due to the array of benefits being offered at an affordable price (\$19.95 per month) that fits everyone's budget. The sign-up fee is \$40 but get somebody to sign under you and get \$80. You get your \$40 back plus a extra \$40

Become a home agent with MCA today!

We are seeking serious, hard-working individuals to get started immediately.

We offer:

- Weekly Pay
- Flexible Hours
- Work From Home
- Highest Payout In Our Industry
- Management Advancement Bonuses
- Online Training & One on One Support
- Numerous Benefits & Much More!

EMAIL US FOR MORE INFO!!

You have nothing to lose! Just do it!




Cash4books

This is a straight forward company if you got books worth buying they will buy them, and then pay you \$7 for referring people that in turn sell books too. This is one that you would use flyers and cards to post up and leave a stack some where. A good place to advertise is at community colleges and regular colleges. A lot of book the school store will not buy back at the end of the term. And being in college any extra money is good. I had 6 books collecting dust so I created an account and typed in the bar code number. They offered \$56 I took it.

Sell your used textbooks online for CASH

- INSTANT price quotes
- FREE shipping
- FAST payment

click to visit
Cash4books.net



Opt-in/paid per Lead generation affiliate Programs

With opt in's all is needed for the person to input their name and email to be taken to the next page to read more and hopefully buy the product the company is selling. The thing about opt-in is that if you got about 50 friends with fifty different emails and give them the link to sign you and get paid. It's just that simple. Once the person has opt-in they will have a user id if they chose to complete their membership to a paid one. With opt-in affiliates you can have an unlimited number of them on a landing page to drive traffic to. With some the more leads generate for the company the pay-per-lead increases. With pay-per-lead programs you want to have at least 5 on a landing page in order to make money worth talking about. One key is find companies that offer something worthwhile. And make sure it's a free affiliate signup- but if it's something that you can use pay for the full membership. But research it before buying and promoting it.

Partners with Paul

A lot of people are talking about partners with Paul. So I looked in to it. And it's a bunch of crap. But it offers a free affiliate opportunity paying 2.50 for opt- in leads. The program it offers in bus SAVE your \$10. This entire program is a marketing kit to sell herballife. Now if you think that's some thin that you might want to do then go at it. As for me I just direct traffic to my link paying \$49 for crap CDs and booklet is not worth. That's one of the top reasons I wrote this book to prevent people sending their money on high-priced garbage Partner with Paul" is not exactly a scam - but it is a marketing effort to get you to buy a marketing kit that will tell you all about how much money you can make selling HERBALIFE. Although "Paul" makes no mention of Herbal life in any of his emails, website, videos, audio records, etc., ultimately, this is a multi-level-marketing (MLM) business and you will not make a dime until you start selling the product or more of the marketing kits. But promote as it's the new best online money making program that you make trillions in 4 minutes, to get them submit their email

Project payday



Project payday offers two ways to make money. First is the lead generation part. They pay you 2.50 per lead. Second is the incentive freebie program the main core of the program. This is one of the first programs I got into and it really did what it said. I made 50\$ online Using fast fifty with Kelly and got me started in believing that you can make money online without all the guru babbling. I recommend you go ahead and sign up and complete method 1. This will also with give you more detail about freebie sites also I go more

in detail Segment two. I just condensed what I learned from them. For the average under or unemployed American with a debt card, \$15 and internet you can make a hundred in about two or three day Project payday and there use of product affiliates sites you came make 100 to 200 a week depending on availability of offers.

Prepaid Debit Card Affiliate Programs

Since a lot of people use pre-paid cards there are new ones popping up everyday a lot of them offer points towards product or money to affiliates that promote them. Find the ones that also offer cash back when you use it as credit at places. Believe or not it will aculeate at the end of the month. I use them like cash for the everyday day purchases. The less paper money I have to touch the fewer germs. PayPal have an affiliate program. But they still have 1% cash back. So research to find out what pre-paid card companies have affiliate programs. Sign-up and get the card. Then get everybody amount you to get one or all

Net Spend Pre-paid Master Card.

This card company offers rewards from companies like discounts on prescriptions and eateries, also pays you back for many of your everyday purchases. The more you use your card, the more offers you'll receive, and the more cash back you'll get! To add as card holder you can referrer other people and get paid \$20 directly to your account and \$20 in theirs. Then also have netspend app for all phones so you can check your account on the go. And if you have family and friends that have a netspend account you can send them money also from PayPal to your netspend account but it takes 3 business days. You also can put any pic on the card for \$4.95.



Account Now Pre-Paid Visa

Account now offers \$25 bonus if you set up direct deposit. And they \$20 as well to you but only pay \$10 to your sign ups. Not much else.



=

Affiliate Marketing Programs: Segment two

Incentivized Freebie Websites the Money maker\$\$\$\$\$

A growing number of people are taking advantage of Incentivized Freebie Websites (IFWs) as a new way to make money online in exchange for signing up for an advertiser's offer and referring some friends. These sites only allow the user the use to sign up for trial memberships using valid bank issues credit/debit card a PayPal. Having a paypal card has TWO extra benefits. You don't have to use your real credit card. No worries if the companies you signed with to try a product have your credit card number. Secondly the companies use paypal to **PAY** the affiliate rep. **(YOU)** Also can forward new signups that have paypal card .starter money for referral signups

IEW sites work with Fortune 500 Companies and low budget ones these companies are using their Advertising dollars to advertise on free trial offer sites in order to get people to view their products or Services. Their hopes are that you try their services or products on a trial basis in hopes that you will Enjoy the service or product and continue to use it for whatever they charge as a regular customer. If You decide that you don't want the service or product; you cancel the account before the trial period is Over, and your account is canceled immediately, and you are not billed. The companies offering the free Trial offers hope that you will continue to use their service, but give you the option to cancel if you don't.

The hard part of this approach is getting the referrals you need, but with growing online communities of people willing to be paid or trade for referrals, it's no longer a matter of begging your friends and family to sign up. You can easily finish the requirements of an IFW without the help of people you know, and make a tidy profit



Of all the "get rich quick" schemes on the internet today, it can be hard to sort through them all to find a legitimate way to make money online. IFWs offer a variety of levels of commitment from online users, and a corresponding potential profit. The economics behind the system allow for a legitimate way to make money for all involved. It possible to make money overnight, IFWs are certainly the future of making money online. There are hundreds of IFW site but I will list the ones I use which are the most popular. But as you progress in making money you will accumulate more. All those IWF site will have the same offers. But the credit per offer varies from site s and. Also site offer monthly rewards and other incentives to compete for affiliate

Zipzadazilch This IWF site is one of the major freebie sites. ZNZ as it known on the web is the first site I made money from as a referral and as an affiliate pays out within 24 to 72 hours. Their monthly bonuses are great.

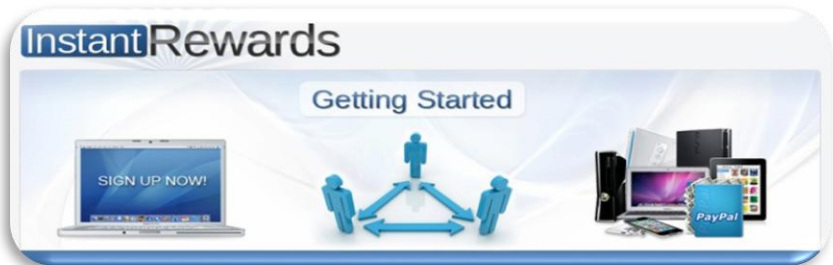


My Cash Freebies They pay times are quicker also they have different offer more often. And the credit per offer is better. But the affiliate pay is average compared to ZNZ



Instant Rewards/ Instant Money Network

One thing I like about Instant money network is that they really reward there people we also have Down line commissions so every time you refer someone and they duplicate the process you



continue to make money from each person you refer 2 levels deep so not only are you getting daily instant payments this site has an promotion video and back office to help you promote and keep track of all your ad campaigns and leads. When somebody opt-in you will receive an email notifying you

I suggest you, keep the trial period active for 85% of the trial period,. Now the the trail offers that you order you must keep up with the trail dates of each product. To avoid being charded the full price. The majority of products have a 30 day free trail peiod to try the product. The only thing you pay is shipping But you must contact the the company within 12 day from order date. Web site memberships have a seven day generally need to cancel within 4 days. . By keeping up with the trail offers to prevent your offr site being put on hold for canceling to early or not canceling and not returning the product. I have explained what it is now it time to tell you how I make money using IWF sites now there are three ways to make money using these sites

The Passive way

The passive way is where someone would contact you would contact someone that have referral link that is paying a amount to complete referrals. Thru face book groups, classified ads or web pages. This method I use often. One person contact me when new sites available and in turn I contact me when new sites are available and in turn I contact people that I have gathered from face book marketing and real world friends (yeah I said it). You could also make a group and do this method. you can drive traffic to landing page and when someone contacts you to do a offer ask them to join your group This way you can always keep in contact with your referrals when new sites and offer become available to make constant money using messaging. This method generates the least amount of money, 20 to 40 but you to try the trail products offerd. Or Buy Movies, beauty products, cooking utensils at most time for under \$10 the same stuff you will see on the home shopping channels

Freebies trading forum sites

Think of it as a trading site meet to trade. Rather then you driving traffic or advertizing you would just post all your referrals on a post offering a combo price to complete all offers for all to see that visit the site. You are competing against other



traders. It's Just like the passive way but more actively involved with trade procedures and posting comments and then filling out the offer on the referral site also once you reach trade leval you can post all your referral likns that you have acquired for new trades to make money. Sing up

<http://www.anything4free.com/forums/index.php?autocom=referral&key=74212>

Online Affiliate Marketing Method

This method dose take some effot and work real work, this method is more or less a part time job. But it pays the most because you are not paying to complete an offer so you get to keep all the money the IFW pays out to. This method you want the referral to just complete the offer to obtain there own referral link to revive the whole amount just like you. You do have to spend time posting ads, contacting leads that marketing form type of mind seting yu should have a set time to post,check back offices, sumit creitve ads that will get you leads that sign up. There a lot of back office program promoting ifw sites in a multi level packet. Like those links you click on Craig's list say you will make 2 grand a week click here to watch a video. Anything that has a video is generally bypassed that's why I stay away from those like this <http://instantmoneynetwork.com/leegroves>.

Let Make That Move

Use Firefox as your internet browser and that you have cookies enabled. Advertising sites keep track of who is signing up during the sign up process, and how all the internet sites link together to know that you are completing offers from the original internet offer site. This is the only way for the offer site to know that you have completed the offer correctly Your job is to create an account with one of these sites, complete either one or more free trial offers so when you click on the referral link the freebie site will open skill to the bottom of the page look for the email opt-in bar. You will see the user id of the person that referral you. This is the same

number at the end of the web adders. Fill in your email and click on nest. You will be taken to the account set-upon page fill in the aproate information. Next you would click on the `offers` tab this takes you to the page containing the offers. (Screenshot of an offer page on pg 32) You can browse the site to choose whichever offers you want to complete. If you hover your mouse pointer over the picture of the credit offer itself, you will see a description of the offer. You can achieve this total with just one offer, or you can achieve it by adding up several offers. Either way, the offers that you start off should be the free ones first they move to the paid offers next, look for the ones credits instantly.



Step 2: Register or Extend Account

You are being referred by user ID 3926.

E-mail Address:

Next Step ->

You will have to keep a log of all the offers you sign up for, how long the trial period is, what the requirements are, and information that you need to contact them to cancel the product or service. Once you click on the service from the offer site that you have chosen to do an offer with, you will see a Screen similar to this. Click on the Continue with this offer, and you will be brought to the Advertisers Main Web Site, where you will complete the process of signing up for the Free Trial Offer. Be sure to complete the entire setup process so that you will be credited correctly for the offer. Also make note of any cancelation information along the way. Usually you can find the cancelation information in the terms and conditions declaration of the offer site. When you get to the order/membership conformation receipt page. Print it once that's done you will be credit for each offer you've credited even though some say credit time is instant, some due take up to three hours to credit. The company has to send yu and email, the freebies site and email. Then thru freebie site will send you one notifying you have credits This is important because once you complete your offer(s), the referring person will be notified that you have completed your offer(s), and are what they call GREEN. If the referring person has made an agreement to pay you to finish your offers using their referral link, then the referring person will be notified of your completion, and will be responsible for sending you money for completing the offers. This also means that you have not only finished your offers, but qualify to Accept your gifts as described in the next step. **You can only have one account per household, per person, per IP address.** What this means is if you try and sign up once under your account, and then try to sign up again using your wives name or her email address, they will block both your accounts, and you will not be able to receive payment until the problem is corrected. Click Sign up Now that you have your offer site set up, you are now assigned your own URL to use forgetting people to sign up under you.

I

Available in: 

►►►FEATURED◄◄◄

Bill My Parents
Prepaid MasterCard

GET YOUR TEEN
A PREPAID
MASTERCARD®

Credit Value: .50 Credit
Cost: Free!
Credits: Instantly

Available in: 

►►►FEATURED◄◄◄

Equifax \$4.95 Trail
Monitoring and Scores

EQUIFAX

Credit Value: .50 Credit
Cost: \$4.95
Credits: Instantly

Available in: 

►►►FEATURED◄◄◄

Equifax Free Trail
Monitoring and Scores

EQUIFAX
Get your FREE credit
score today!

Credit Value: .50 Credit
Cost: Free!
Credits: Instantly

Available in: 

►►►FEATURED◄◄◄

Gamefly Game Rentals
One Month Free Trial!



Credit Value: .50 Credit
Cost: Free!
Credits: Instantly

Available in: 

►►►FEATURED◄◄◄

PhonePower Digital
Broadband Service

DISCONTINUED
OFFER

Credit Value: 1 Credit
Cost: Varies
Credits: Instantly

Available in:  

►►►FEATURED◄◄◄

Celtrixa
30 Day Risk-Free Trial

Erase
embarrassing
stretch marks!
RISK FREE TRIAL

Credit Value: .50 Credit
Cost: \$1.99
Credits: Instantly

Available in: 

►►►FEATURED◄◄◄

Discover More Card
Choose your Card

5% Cashback Bonus
The fast, free, & easy way
to earn rewards.
Limitations apply
DISCOVER Learn More

Credit Value: 1 Credit
Cost: Free!
Credits: Instantly

Available in: 

►►►FEATURED◄◄◄

Disney Movie Club
Free Gift AND Shipping!



Credit Value: .50 Credit
Cost: \$1.00
Credits: Instantly

Available in: 

►►►FEATURED◄◄◄

Eyepothesis
Risk-Free Trial

Try It **FREE**

Available in:  

►►►FEATURED◄◄◄

Gameduell
Skilled Gaming



Available in: 

►►►FEATURED◄◄◄

Hydroxatone
\$1.99 Risk-Free Trial



Available in: 

►►►FEATURED◄◄◄

Hydroxatone
\$6.95 Risk-Free Trial



Let's Make a Deal

That's it!! So now you've spent about 15 to 20 minutes reading this ebook. *Now it's time for you to sign up and complete some referrals so you can receive payment from your own referral links. Also I am offering reimburse for completing offers using my referral links.* Ne is with your Join these programs in the order to make money and also pay for the other programs that require payment. You will make \$185 by the week's end. Sign up and complete my referrals. I'm paying \$135 total for completion deposited into your PayPal account. If you don't have a PayPal debit card to withdraw the money, don't worry that where the debit cards you going to sign up for come in. Start off with \$10 on your card, don't worry you will make it back. You got to spend a little to make a little. Join my face book group to contact before you start the process. Once you're done with me contact my group friend Sal Adamo that has more referral then me. His site, Anything4free.com you would get into freebie trading mentored by him. [facebook.com/groups/33418478663259/](https://www.facebook.com/groups/33418478663259/) !!!!Remember to keep track of which offers you complete before moving to the next IFW site. Also if you pay to complete offers

<http://smallchange.mycashfreebies.com/index.php?ref=9660> paying \$20

<http://inthebag.mycashfreebies.com/index.php?ref=9880> paying \$15

<http://double.mycashfreebies.com/index.php?ref=3926> paying \$20

<http://bigcash.zipnadazilch.com/index.php?referral=54172> paying \$30

<http://clicktwo.customfreebies.com/index.php?referral=5934> paying \$15

<http://paypal.customfreebies.com/index.php?referral=4915> paying \$20

<http://halfdollar.customfreebies.com/index.php?referral=5478> paying \$15

Join project payday. Do the `fast fifty from Kelly` offer that pays \$50

<http://www.projectpayday.com/go/2129906>"

These you just sign up for to get the affiliate account.

<http://www.cash4books.net/index.php?ref=256718>

<http://www.partnerwithpaul.com/go/28835>

These are the debit card sign ups remember you get \$30 total from both.

<http://www.mynetspendcard.com/?uref=3665127162>'

<https://www.accountnow.com/secure/shortapp.aspx?promocode=lgroves>

This is the motor club America membership sign up. You can sign up for this one at anytime

<https://www.tvcmatrix.com/lhgroves>