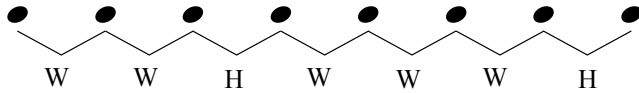


Name _____

Date _____

Major Scales and Key Signatures IIa - ♭

Use this major scale pattern to help complete the exercises:



When writing key signatures the order of flats and sharps must always remain the same.

The order of sharps:


The order of flats:



Starting with the given note, complete each major scale.
Then write the name of the scale and fill in its key signature.


Example

Name of Scale: D Major




1

Name of Scale: _____



2

Name of Scale: _____




3

Name of Scale: _____




4

Name of Scale: _____




5

Name of Scale: _____



6

Name of Scale: _____

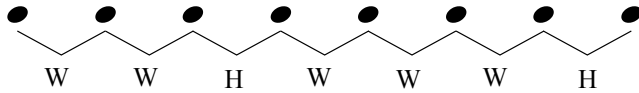


Name _____

Date _____

Major Scales and Key Signatures IIb -

Use this major scale pattern to help complete the exercises:



When writing key signatures the order of flats and sharps must always remain the same.



The order of sharps:







The order of flats:







Starting with the given note, complete each major scale.
Then write the name of the scale and fill in its key signature.


1  Name of Scale: _____ 

2  Name of Scale: _____ 

3  Name of Scale: _____ 

4  Name of Scale: _____ 

5  Name of Scale: _____ 

6  Name of Scale: _____ 