




Pioneers in nerve stimulation and monitoring



Neurosign 100 and Neurosign 400  
*Intra-operative nerve monitors*

## Defining the industry standard of intra-operative nerve monitoring

**The Neurosign range of intra-operative nerve monitors** is dedicated to reducing the risk of nerve damage in surgical settings. With over 15 years experience of designing surgical equipment, we help you take advantage of the many benefits associated with identifying and protecting motor nerves. Neurosign monitors are designed for use in a wide variety of surgical procedures, from mastoidectomy to the removal of skull-base and spinal tumours.

### Benefits

- **Simplicity** – easy to use controls
- **Versatility** – suitable for a wide range of surgical procedures
- **Protection** – helps prevent neural damage and improves procedural comfort for surgeon and patient

### Minimise surgical risk

Neurosign nerve monitors give surgeons added assurance whilst carrying out a variety of surgical or medical procedures. As a cost-effective tool, Neurosign monitors provide the means to minimise the risk of error during surgery. Neurosign monitors give additional peace of mind to surgeon and patient alike.



### Neurosign 100 The simplest of the Neurosign range

With 2 channels, powerful audio, an easy to understand display, and a built-in stimulator, the Neurosign 100 intra-operative nerve monitor is an excellent choice when a simple monitor is required for facial and laryngeal nerve monitoring. Neurosign 100 enables ENT surgeons to monitor the facial nerve during mastoidectomy and is used by general surgeons to monitor the recurrent and superior laryngeal nerves during procedures involving the thyroid gland. Neurosign 100 is also suitable to monitor the accessory, hypoglossal or trigeminal nerves individually.



### Neurosign 400 Powerful yet simple monitoring

Neurosign 400 is intended for neurosurgery, otology, and maxillofacial and general ENT surgery, allowing the surgeon to identify and locate delicate neural tissue with precision. With 4 channels, the Neurosign 400 provides greater monitoring capacity than the Neurosign 100 and offers surgeons increased precision for monitoring the facial nerve. Neurosign 400 has a proven track record of providing important information to the surgeon during a variety of surgical procedures.

### Training and support


At Magstim, we recognise that surgeons and theatre staff must feel comfortable when using equipment and that the training of staff is extremely important. Providing excellent service and support, with on-site Neurosign training delivered in a way to suit you, we are here to help you and your team carry out safe, effective and efficient surgical procedures.






Pioneers in nerve stimulation and monitoring

The Magstim Company Ltd  
Spring Gardens, Whitland  
Carmarthenshire SA34 0HR  
Wales UK  
T: +44 (0)1994 240798  
F: +44 (0)1994 240061  
E: sales@magstim.com  
W: www.magstim.com



For further information on clinical applications or product specifications,  
please contact Magstim or your local distributor.



All standard products carry the CE mark, comply with the Medical Device Directive 93/42/EEC, and are manufactured under a Quality System certified to ISO 13485.

The Neurosign 100 is cleared by the FDA for Sale in the US, reference No K923056

The Neurosign 400 is cleared by the FDA for sale in the US, reference No K053141 and K991583

© 2008 The Magstim Company Limited. Neurosign® is a registered trademark of The Magstim Company Limited.

All specifications are subject to change. All material in this literature is produced in good faith.