

# Want a Taste?

---

Construct a model of the tongue and mouth to get a close-up look at taste buds.



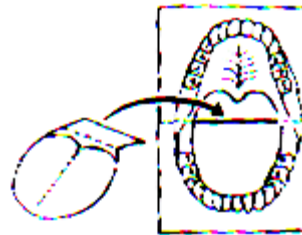
## Making the Model

- 1 Photocopy the reproducible.
- 2 Cut out the three pieces along the solid black lines.
- 3 Cut open the slot at the back of the mouth. Then fold the piece over along the dotted lines.
- 4 Insert the flap at the back of the tongue piece into the mouth slot as shown.

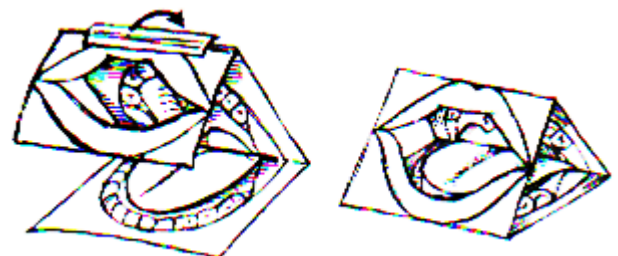

- reproducible
- scissors
- tape
- colored pencils, crayons, or markers (optional)

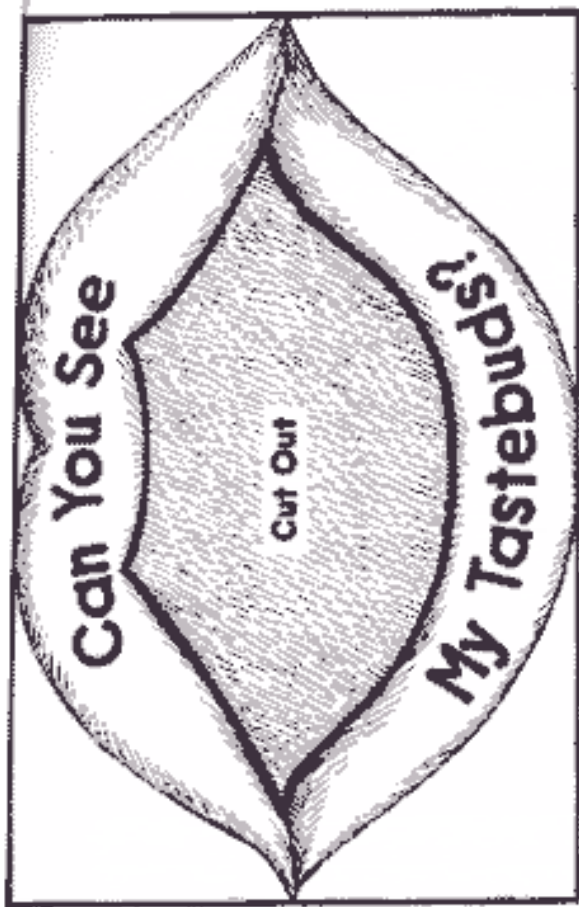


- 5 Fold the tongue tab back down along the dotted line and tape it to the back of the mouth piece.



- 6 Cut out the hatch-lined area of the lips piece. Tape the top of the lips piece to the top of the other piece and its bottom to the bottom of the lips piece.





Want a Taste?

