

Mountain Meadow Quilters

June 2017



PO Box 3254
Sunriver, Oregon 97707
mtnmeadowquilters.org

Our Mission

Mountain Meadow Quilters shall promote the art of quilt making through education and charitable giving. All levels of skill and ability shall be encouraged and supported.



CALENDAR

- May 23** **Education Meeting
 "Master Quilters' Panel"
- June 13** *Program—"Women of
 Cloth Art Quilters"
- June 20** ***Service Projects
- June 27** **Education Meeting
 "Restoring Old Quilts"

(Further details in newsletter)

*SHARC
**BJ's Quilt Basket
***Homestead Quilts

Thoughts from the President...

"Quilting with a friend will keep you in stitches."

Recently we were able to do just that, quilt and laugh, with a lot of our friends at the Retreat. We had lots of laughter, very good food, a wonderful space to sew in and even got lots of sewing done. I think we all had a great time, our teachers, Jan Krentz and Maria Shell were inspiring. I would have loved to take both classes. I especially would like to thank Linda Saukkonen and her hard working committee: Marleen, Pam, Sarah, Jan, Connie, Diana, Cate, Kate, Loesje, Janet, Judy, Barb, Marcia, and Mary. Hopefully I didn't miss anyone. You all did a magnificent job and created a memorable occasion. Thank you all.

Now on a sad note Linda Saukkonen is moving away from us. Linda has been a very active guild member: former President, Master Quilter, headed lots of committees, teaching classes, you name it Linda has helped with it. Linda, you will be missed. We wish you all the best and thanks for all you have done for the guild.

—Patty

Tip for June:

"I use pencil grips to protect the points of my small pointed scissors. They also help prevent poking & cutting of fingers." Sharon Smith (tip from Fons & Porter)

Recipe for June:


Hamburger Upside Down Bake (Kathy Leedle)

1 lb Hamburger	1/4 cup catsup (I use more)
1/4 cup chopped onion	One 12 oz. can of whole corn, do not drain
1 tsp salt	1 pkg of corn bread or corn muffin mix
1/2 tsp chili powder	

Brown hamburger and onion. Combine first 5 ingredients in 10" skillet. Push meat mixture to edges making a ring. Pour can of corn (undrained) in center. Mix corn bread (I make my own---single recipe). Pour on top of mixture. Bake @ 425 degrees for 20-25 minutes. Can turn over onto a plate----I serve out of skillet. Enjoy!!!!

MASTER QUILTERS

Lillian Arnold, Sharann Bean, Mary Buxton, Pauly Edwards, Bev King, Crys Kyle, Gladys Mulrein, Bevalee Runner, Carol Webb, Wendy Hill, Sue McMahan, Judy A. Johnson, Joan Metzger, Kathy Shaker, Valerie Weber, Sarah Kaufman, Tammy MacArthur, Linda Saukkonen, Barb Lowery, Dolores Petty and Michelle McMicken.



PROGRAM MEETING
June 13 - 10 am @ the SHARC
Women of Cloth

"Women of Cloth began in 2011. Members include Barbara Doust-Boggess, Helen Brisson, Dianne Browning, Julia Jeans, Kris Lang and Leotie Richards. Each artist comes from varied backgrounds united by their desire to inspire, create and critique pieces individually focusing on their own unique style as well as working collaboratively - all the while growing as artists and friends. All are members of the local chapter of SAQA - Studio Art Quilters Association".

Dianne Browning: Inspired by music and nature, Dianne loves designing in a large graphic style and creates patterns with lots of motion by using curved piecing. Her use of silk, suede and decor fabrics give her art much more texture and variety.

Helen Brisson: Helen's work reflects her illustrative and graphic design background and her desire to take those designs to the next step is often reflected in dimensional pieces.

Barbara Doust-Boggess: Barbara enjoys using hand dyed fabrics to create abstract pieces incorporating curved lines to instill life, movement and balance.

Kris Lang: Kris' creative style is to work intuitively, exploring unique embellishment ideas to create one of a kind art quilts

Leotie Richards: Leotie listens to jazz music to get into a loose and intuitive state of mind as she creates her abstract art quilts experimenting with fresh new combinations of color, shape and line. She incorporates both ready-made and hand dyed fabrics into her designs.

Julia Jeans: With a diverse background, Julia creates an array of unique one-of-a-kind pieces that depicts mood and feeling using hand dyed and printed fabrics.



EDUCATION MEETING

- May 23** Master Quilters' Panel
- June 27** Jan Weese—Ways to restore old quilts
- July 25** Tips and Tricks—bring your "tip" or "trick" that you use to make quilting easier
- Aug 22** Sandra Schmidgall—demo on how to make a Vortex pattern

BAZAAR WORKSHOP—MAY 23

After the guild meeting, Cynthia Gore will be teaching a tripe scissor, etc., Case. Marleen Fugate will teach how to make microwave bowls. This class has been taught before, so if you missed it, here's your chance to learn to how to make them. Please bring BSS, sewing machine and fabric. Kits for both projects will be available. Contact LaWanda Richardson or Michele Mullenberg if you need more information. Hope to see you there!

BLOCK OF THE MONTH
May 23: Block 5
At the Education Meeting

Deb Ewing will continue her BOM program at the Education meeting on May 23. Block 1-log cabin block, Block 2-schoolhouse block, Block 3-courthouse block, Block 4-dresden and Block 5 is a mystery??? Nancy Fischer will follow the BOM demonstration with a fun technique. If you have a completed Block 4 from April, please bring it to share for a chance to win a fat quarter.

PARKING AT BJ'S QUILT BASKET
For 4th Tuesday Meetings

What fun to hold our fourth Tuesday meeting each month at BJ's!! Thank you to Kathy and her staff!

A few parking reminders: please leave 5-6 spots free in front of the shop for BJ's customers. The majority of MMQ members should park across the street along the side of JoAnn's. Please leave the parking spots in the BJ's parking lot for those unable to walk across the street. If you are bringing sewing machines or other items to the meeting, please unload at the side entrance and then move your car to the JoAnn's parking lot. Please do not arrive before 9:15 am and please use the side entrance.



Birthdays of the Month

June 4	Cheryl Chapman
June 5	Terry Anderson
June 8	Valoy Freeman
June 9	Marcia Schonlau
June 14	Mindy Wolfman
June 15	Michael Carriger
June 21	Donna Crye
June 22	Bonnie Schaefer
June 22	Ona Glassford
June 25	Valerie Weber
June 27	Gayle Norona
June 29	Marjorie Mathison

REMINDER: On your birthday month, please bring 12 rolls of toilet paper to the SHARC for Care and Share. The donation will be taken to Holy Trinity Catholic Church. Thank you and Happy Birthday!

MMQ 2017 QUILT RETREAT

The 2017 Retreat Has Come and Gone!

Thank you to Linda Saukkonen and her committee for all their hard work to put on a great retreat. What fun to see 40 quilters working away on their projects and learning new techniques.

It was fun hanging with friends, making new friends and quilting. The food was great and both teachers were great. The programs were interesting...what a story each of these teachers had to tell!

Looking forward to our retreat in 2020!!!

Thank you!!!

Nancy Fischer, Newsletter Editor

APPLIQUE GROUP MAKES "CRITTERS"

The theme for the Applique Group exhibit at the 2017 Sunriver Quilt Show has been chosen! We will spend the next several months making hand appliqued "CRITTERS". What, exactly, is a critter, you may ask? All of you Ellie May fans out there should remember that she called her pets "critters" (still unsure? Think "Beverly Hillbillies"). So, to keep our rules very loose, a critter is any living thing that is not human. To date, we have people working on birds, cats, turtles, bugs, squirrels...you name it. There is no minimum or maximum quilt size, but most of our quilts so far are planned to be small so they can be exhibited on the wooden display frames. A larger quilt may need to be hung on a building nearby, which is acceptable as well. But remember: HAND appliqued critters only!

Introducing a New Pattern by Valori Wells: Studio Cats



Find the pattern on our website or stop in to pick one up - \$9.95

Follow their adventures online:

Search #studiocatsinthewild on Facebook & Instagram

Stitchin' Post

311 W. Cascade • Sisters, OR 97759
(541) 549-6061 • www.stitchinpost.com

TREASURER'S REPORT

Once again I am pleased to report that MMQ is continuing to operate in sound financial condition this year. We have had no unusual or unexpected expenses, and virtually all committees are well below budget. As of May 9 our checking account balance was \$11,600, and our savings account balance was \$10,900, of which \$9,500 is restricted for this year's retreat.

I always have current financial statements available; just email me to request a copy. Thank you all for turning in your expense reports currently; I really appreciate it!

Respectfully submitted,
Mindy Wolfman

SHOW AND TELL

Please remember that show and tell is limited to 2 items that have not been previously shown. Thank you for your cooperation.

APPLIQUE GROUP

The appliqué group meets at Bevalee Runner's house on the third Tuesday of the month at 9:30 am.



2017 Board Members and Committees

Board Members

President.....	Patty Gates
Vice President.....	Sandra Schmidgall
Programs.....	Kate MacMillan
Education	Patty Morehouse/Kathy Verboncoeur
Secretary	Michelle McMicken
Treasurer	Mindy Wolfman
Membership.....	Sally Wilson
Newsletter.....	Nancy Fischer
Service Projects.....	Mike Carriger/Denise Meese/
.....	Sandy Mahnken
Immediate Past President.....	LaWanda Richardson

Committees

Holiday Party.....	Linda Ehrich/Sue Humiston
Hospitality.....	Karen Padrick/Carole Elsbee
Greeter.....	Denise Meese/Beryl Wilcox
Room monitor for BJ's.....	Sandy Mahnken
Secret Pals.....	Marcia Schonlau/Barb Owens
Communications / Webmistress.....	Louise Yoshihara
Drawings.....	Valerie Weber/Pat Jones
Sister's Quilt Show.....	Julia Jeans/Judy A. Johnson
Sunriver Quilt Show.....	Sue Humiston/Matt Humiston
Sunriver Quilt Show Volunteers.....	Linda Heiney
Bazaar	Dorothy Spain/Louise Yoshihara/
.....	Denise Meese/Kathy Greenleaf
Workshops.....	Michele Mullenberg/LaWanda Richardson
Applique.....	Bevalee Runner
2017 Retreat Chair.....	Linda Saukkonen
Historian.....	Jan Beeson
Technique of the Month.....	Nancy Fischer
Block of the Month.....	Debra Ewing

KATHY PETERS' QUILT EXHIBIT

Our own Kathy Peters has a beautiful quilt exhibit at the Sunriver Area Library. These quilts depict her travels around the world. They will be on display until the end of June. On Sunday, June 11 from 2 to 4 pm, a reception will be held at the library where Kathy will discuss her inspiration for the quilts.



CALENDAR OF EVENTS @ MEETINGS

Check out the white board at MMQ meetings. All upcoming MMQ events and other quilt-related events will be listed.

Thank you for keeping us organized Michelle!!!

If you are aware of an event or are scheduling an event or class, please send the information (via email) to Michelle McMicken. As MMQ secretary she will be posting the information.

Email: house64mouse@aol.com.

SNACK HOSTESSES

May 23	Dorothy Spain Connie Cleveland Beryl Wilcox
June 11	Louise Carriger Judy M. Johnson Kay Sharp Joy Ryan
June 27	Denise Meese Barbara Owens Ruth Kinane
July 11	Sandy Schmidgall Diana Gonce Denise Meese Sandy Mahnken



NEWSLETTER DEADLINE

Deadline for the July newsletter:
Tuesday - June 20

Please send newsletter articles to:
Nancy Fischer, Newsletter Director
at mmqnewsletter@gmail.com.

HEARING DEVICES AT SHARC

SHARC has purchased 12 hearing devices for people to use who are attending meetings at SHARC. These are free. They are said to greatly improve the hearing quality at SHARC. See the person at the check-in desk at SHARC.

QUIET THOSE CELL PHONES!

As a courtesy to our speakers, guests, guild members, show and tell presenters and anyone attending our meetings, please quiet your cell phone before the meeting. If you are expecting an important call, switch it to vibrate and exit the meeting room to take your call.

CALLING ALL POTHOLDERS!!

A BIG THANK YOU to all the members who have turned in Potholders! We now have reached 50. Some of you have been really busy, making many more than the two that I suggested from each member. For those of you who are having trouble with patterns or how potholders are made, please give me a call or email, I would love to help you.

We will be having a Bazaar class in July to work on potholders. I know that is not much time until the Bazaar. But they are so easy, everyone could probably get two done in class, or you could make them at home, and just sew on the binding in class!

And don't forget, we are also collecting quilting, and miscellaneous crafty, books, magazines, patterns, time to clean up your sewing room! If you do not want to carry them into the meetings, I would be glad to get them in the parking lot after meetings from your car. They can get heavy!! Just let me know.

Keep up the good work!

Connie Cleveland

LUCKY DRAWING RECIPIENTS! - May

Quilt Shop / Sewing Machine Shop Donations:

- BJ's Quilt Basket	Winner: Sandra Day
- Cynthia's Sewing Center	Winner: Carole Barclay
- High Mountain Fabrics	Winner: Deb Ewing
- Homestead Quilts	Winner: Phyllis Clark
- Material Girl Fabrics	Winner: Marleen Fugate
- Morrow's Sewing	Winner: Diane Gonce
- QuiltWorks	Winner: Lavelle Wallace
- Sew Many Quilts	Winner: Gayle Norona
- Stitchin' Post	Winner: Martie Helmreich
- Thread Dancing	Winner: Ona Glassford

Monthly Drawing:

- Book #1	Winner: Michelle McMicken
- Book #2	Winner: Connie Cleveland
- Jan Krentz Book:	Winner: Kristin Shields

A big thank you to the quilt shops, sewing machine shops, and long arm quilters for their donations.

RAFFLE TICKETS

Terry Anderson will be at the June 13th meeting selling raffle tickets for the Quilt Raffle benefiting the Mt Bachelor Quilt Guild.

\$1 each or 6 for \$5

SERVICE QUILTS UPDATE

For 2017, we're striving to reach 100 service quilts. To make this goal, we'll need a minimum of 12 quilts per month. This translates to 60 quilts by the end of May. As of this writing, we have a total of 84 quilt tops turned in. However, we only get credit for those quilts that are actually given to one of the organizations that we are supporting this year. So far, we have:

27 finished quilts donated to one of the organizations
10 completed awaiting donation

47 quilts that need quilting and binding

If you have a quilt package at home that you are going to quilt for us, please try to complete as soon as possible. If you have a quilt package at home and are now realizing that you are not going to be able to get to it, please bring it back in and we'll reassign it. We appreciate the effort but understand that life gets in the way of the best intentions.

We've been able to do all of this thanks to all of you who have donated fabric, sewn the tops, and quilted and put the binding on these quilts. You can all be very proud of your efforts. It's been amazing!

To assist with the effort, we've begun a new group: the 'Sit and Sew' group. The group meets on the third Tuesday of each month in La Pine at the Homestead Quilts and Gallery located at the southern end of La Pine on the right side of Highway 97 beginning at 9:30 am and going until the store closes or there isn't anyone left. Coffee service is provided and lunch is pot luck. Come and join us. Bring your sewing machine, cutting tools, irons or just bring yourself. There will be plenty to do.

Quilters needed. We are in need of anyone who will assist in quilting these tops. The guild ensures that each top turned in has batting and a back before it's ready for quilting. Quilts are available at guild meetings for pickup. You don't need a long arm to quilt. Many of the children's quilts can be quilted on a sewing machine.

Questions regarding Service Quilts, please contact Mike Carriger, Denise Meese or Sandy Mahnken.

NAME TAGS

If you ordered a name tag, see Mike Carriger to pick it up. If you haven't ordered a name tag and wish to do so, see Mike Carriger or Sally Wilson for an order form.

TRAIL STEW

(Served at the Sit-N-Sew in February)

Notes before you begin

You will need a 12-quart pot for this receipt. It will provide you with 9 to 11 quarts of a very hardy, zesty stew with a mild, short lived spicy after taste (not hot). Follow the preparation steps for best results. I've broken the ingredients into spices and other ingredients to help you determine whether you have everything before starting. Preparation will take about an hour. The stew is best when refrigerated overnight and then re-heated the next day. Leftovers can be frozen for up to six months.

Spices

2 tbsp Sage	4 tbsp Minced garlic with juice
3 tbsp Curry powder	3 tbsp Chili powder
2 tbsp Cyan Pepper	3 tbsp Beef bouillon paste (or 4 bouillon cubes crushed)
2 tbsp Basil	4 Bay leaves
2 tbsp All spice	3 tbsp Celery salt
3 tbsp Italian seasoning	2 tbsp Cumin

Other Ingredients

2 - 3 lbs	Stew meat	2 cups	Celery (chopped)
2 cups	Carrots (chopped)	2	Medium onions (chopped)
2 cups	Clear chicken broth	1 pkg	5 sweet mild Italian sausage links
4 cans	Cream of Mushroom soup	8 - 10	Medium potatoes with skins (chopped)
$\frac{1}{2}$ pkg	Bacon	4 - 6 cups	Water
2 cups	Peas (optional)		



Preparation Steps

In a sauce pan, pour in chicken broth. Add sage, cumin, bouillon, cyan pepper, chili powder, and Curry. Whisk gently over medium heat. DO NOT boil. Mixture should be approximately 140 to 180 degrees and well blended. Remove from heat and set aside. If microwaving, place all ingredients in a microwaveable bowl, whisk gently for several minutes until mixture is well blended. Microwave on high for 1 minute. Remove, whisk again and set aside.

In a 12" frying pan with high sides. Cut beacon into $\frac{1}{4}$ to $\frac{1}{2}$ inch pieces and place in frying pan on high hear. Stir to break up into individual bits. While beacon is cooking, cut sausage links into $\frac{1}{2}$ inch pieces and add to frying pan. Continue to stir beacon and sausage pieces. Place stew meat on cutting board and review, cutting larger pieces into bite size pieces as needed. Add stew meat to frying pan and reduce heat to medium. Continue to cook and stir until the stew meat is browned on all sides (no red color should be seen on any of the stew meat pieces). Remove from heat and set aside.

In a two-quart mixing bowl, combine all remaining spices and mix thoroughly. Add cream of mushroom soup (do not add water). Blend spices and soup together.

Pour spice and soup mixture into twelve-quart pot. Add remaining other ingredients holding back carrots and optional peas. Mix and blend into spice and soup mixture. Add beacon, sausage, and stew meat into pot including all juices and stir until blended. Add chopped potatoes and blend. Add 4 to 6 cups of water and stir. Amount of water will determine thickness of stew gravy. Place on stove and heat on high bringing ingredients to a boil. Let stew boil vigorously for 20 minutes stirring regularly. Reduce heat to medium and slow boil for two hours stirring every 10 minutes to reduce sticking. When potatoes are nearing completion, pour in carrots (optional peas) and stir them into the stew. Continue to cook until carrots and potatoes are at desired level. Remove from heat and let stand for 30 minutes to cool enough to eat or allow to cool completely before ladling into refrigerator containers. Place in refrigerator overnight to allow spices to fully integrate.

Enjoy!

BUSINESS MEETING MINUTES—May 9, 2017

Meeting was called to order at 10:03 am by President, Patty Gates. The Business Meeting will be brief today because it is the beginning of the 2017 Retreat. Welcome to Maria Shell and Jan Krentz, our instructors for the retreat.

Greeter: Denise Meese reported we had three visitors. **Hospitality:** Karen Padrick announced that the treats were provided by Barb Lowery, Jan Tetzlaff, Pam Morris-Stendal and Cate Brooks. **"Thinking of You's":** None mentioned. **Minutes:** The minutes from the April 11, 2017 Business Meeting, were motioned, seconded and approved with no corrections. **Announcements:** None given. **Program:** Kate MacMillan stated the program for June will be the "Women of Cloth". **Treasurer's Report:** Mindy Wolfman reported the savings account has \$10,900. The checking account has \$11,600. The treasurer's report was motioned, seconded and approved. **Membership:** No report. **Communications and Website:** No report. **Education:** Patty Morehouse stated that the May 25 Education Meeting will be a panel of MMQ Master Quilters. They will speak about their favorite quilt and another chosen topic. **Sunriver Quilt Show:** No report. **Bazaar Workshop:** LaWanda Richardson announced that sign-ups for the Bazaar Workshops are in the back of the room. **Service Projects:** No report. **Newsletter:** The next newsletter deadline is 05/16/2017. Send articles to: mmqnewsletter@gmail.com. The next newsletter will be a day late due to vacation. **Retreat:** The 2017 retreat started with today's Business Meeting.

Sisters Quilt Show: No report.

Applique: No report.

Block of the Month (BOM): No report.

Technique of the Month (TOM): No report.

Secret Pals: No report.

Christmas Party: No report.

New Business: No report.

Old Business: None.

"Show and Tell": There was none today.

"Drawings" occurred.

Program: Sarah Kaufman announced the speaker for today's meeting is Jan Krentz. Jan is one of the instructors for the retreat. She gave a trunk show of her beautiful quilts.

Patty Gates introduced Maria Shell, the second retreat instructor who is giving a talk on Wednesday at 7:00 pm to the Membership about making prints out of solids.

Meeting adjourned.

Minutes prepared by Michelle McMicken, Secretary.



SERVICE QUILT SIT-N-SEW 3rd Tuesday Each Month

Your help is needed to meet the Guild's goal of 100 service quilts in 2017. Join other guild members at a "Sit and Sew" for service quilts at Homestead Quilts. The "Sit and Sew" will be held the third Tuesday of each month at Homestead Quilts starting at 9:30 am until the shop closes or the last person stops sewing! Coffee service is provided and lunch is pot luck! Bring your sewing machine, cutting tools, irons or just bring yourself. There will be plenty to do. For those of you that belong to the Applique Group, join us after your meeting is over.

A big "Thank You" to Homestead Quilts for donating their classroom.




A Word from Our Sponsors!

With donations, classroom space, and special activities, local businesses have supported our guild. We greatly appreciate their support and through a monthly news column we want to promote their businesses. Please start reading below and the following pages to find the latest news:

CAHOOTS QUILTING

Sue and Matt Humiston (mom and son) of Cahoots Quilting are now available to quilt your quilt tops. Our new Longarm machine will accommodate quilts up to 14 feet wide. We can do computerized edge to edge programs, custom programs and free motion. Borders and sashes are not a problem. As guild members we can pick up and deliver at the meetings or will be happy to make other arrangements. Give us your quilt project and the second project will be 25% off.

Matt @ 541 977-4222 or Sue @ 541 977-4220. Email us at cahootsquilting@gmail.com



BINDINGS

Do you dislike finishing your quilt bindings? Then, I'm here for you! Machine plus hand finishing or just hand finishing. Also, labels. Have trouble getting square corners? I'm happy to share my technique. Call me for more information:

Sally Wilson 541-536-2635

EMBROIDERY WITH A HEART

7 Years experience

Custom embroidery, custom digitizing service, quilt blocks, costumes, quilt labels, name tags, monogramming, etc.

Barbara Owens - 541-536-2180



BJ'S QUILT BASKET

Greetings from BJ's! It was wonderful seeing so many of you during Shop Hop. We are gearing up for a fun summer of color and creativity -- classes, quilt shows, maybe a sale or two... A certain someone (who, me???) went a little crazy ordering yummy fabric, and our freight room is packed to the rafters! We needed room, so I just marked down over 200 bolts to \$6/yd. Please stop by soon...

We have lots of fun classes coming up. Lavelle Wallace is back with The Ultimate Travel Bag, and Nancy Fischer is introducing our new Quilting 102 class. If you've wanted to try your hand at one of the amazing collage quilts designed by Laura Heine of Fiberworks, you will want to join Kristin Swan for Artful Applique -- Collage Quilts. Quilt 'til You Wilt is coming up on May 26 and there is still space available. Please join us for the Quilters Garage sale this Sunday and Monday (May 28-29). We still have tables available if you want to put your stash on a diet (or help someone else trim hers!)

We also have space in our July Festival of Classes (July 2-7). Linda Ballard, "Queen of the Mystery," will be back for three days of mysterious fun. Linda Hahn, author of several best-selling books including "New York Beauty Diversified," will be with us as well, and will be signing books on Friday, July 7. And beloved local instructors Judy Johnson and Bevalee Runner will be teaching as well. Give us a call or sign up on our website.


Last but not least, thank you all so much for your support and friendship. We love helping you pick out fabric, and always enjoy seeing what you've created. You make BJ's a fun place to work!

—Kathy and the Staff at BJ's



Lucy's Longarm Quilting

Computerized Longarm Quilting



540 NW Divot Drive
Bend, OR 97701

541-233-9899 Scott
541-233-7223 Lorraine

LucysLongarm@gmail.com

Cynthia's Sewing Center

Providing Quality
Service Since 1979

Sewing, Quilting & Embroidery Machine
Sales, Service & Instructional Classes
Brother, Janome & Handi Quilter
Horn & Koala Sewing Cabinets
Floriani Embroidery Thread & Stabilizer



1245 SE Hwy 97, Suite B-1
Bend, OR 97702
541-383-1999 CSCBEND.COM
9:30-5:30 Mon-Fri
9:30-4 Saturday

At your side:
brother
JANOME

Handi Quilter
Designed by a Quilter for Quilters

THE STITCHIN' POST

Hi Ladies,

Thank you for helping us celebrate our 43rd year in business at our sale at the end of May. I do fondly remember the day I opened The Stitchin' Post in the Sisters Saloon building, where my paternal grandmother once had a pharmacy in the 30's. She is the one who taught me to sew, and little did I know I began the business in the same place where she once had a pharmacy. Jason was in kindergarten and Valori was just a year old. Jason's teacher, Robin helped me to paint a patchwork pattern on the outside of the building under the window. I had taken my money out of my teaching retirement account, all of \$3,500, to start the business. In those days a bolt of fabric cost \$25, and these days it is more like \$87 (wholesale).

As most of you know, I hung out twelve family quilts for the first quilt show. I had only made two quilts at that time, both for my children. Ladies in town then came by with their quilts and the "day of sharing" began. This is what I love about the quilt show. It is still a day of sharing. Over the years it has grown, and affects all of the quilt shops in Central Oregon as well as other businesses, lodging, and food establishments. It is amazing what a dream can become! In reflecting on this history, I want to thank all of you for being a part of the success of The Stitchin' Post and the Sisters Outdoor Quilt Show. I feel truly blessed to have been able to own such a business, and to instruct so many of you in classes. I came to the business as an educator, loving to be involved in the process of seeing people learn new things. That has never changed, and it is still a passion of mine. Come see us this month, while our inventory and samples are so plentiful. It is truly fun to shop for all of you and then present the goods in a pleasing way. See you soon!

Thank you to all of you!

-- Jean

MORROW'S
Sewing & Vacuum Ctr.



Karen Jarrett

(541)382-3882

304 NE 3rd St.
Bend, OR 97701

www.morrowsewingandvacuum.com



Sewing Machines
Vacuums
Sales
Service & Repair
Classes
Expert Advice

Open Mon-Fri: 9am-5:30pm
Sat: 9am-4:30pm
Sun: Closed

Keith Griepentrog



quilting lab
longarm quilting services

883 SE Briarwood Ct.
Bend, OR 97702
quiltinglab@aol.com

(458) 206-9720

QUILTWORKS: June 2017 Shop News

QuiltWorks Gallery - Our Featured Quilter for June is Jean Mays who has lived and quilted in Oregon for many years. Jean has exquisite hand quilting, needle turn applique and a large variety of quilts. Our group theme for June is Asian-Inspired quilts and there will be many beautiful creations.

June First Friday is June 2nd. Our reception honoring our exhibitors will be from 5 to 7 PM. There will be snacks, a sale, door prizes and more!

July First Friday - Every once in awhile we have a conflict in July for our First Friday event. That is the case this year and instead we will have a June Last Friday event on June 30th.

Second Saturday Strip Club - June Strip Club will be Saturday, June 10th. Come have fun, meet the new projects, receive a Tease Bag, bring your Show & Tell. Always the 2nd Saturday of the month, 8:30 to 9:30AM. Doors open at 8AM. Visit our website for more info and lots of fun pictures. There is no Strip Club in July and August!

Sew Teach Me - Sew Teach Me is a non-profit program, matching mentors, competent sewers, with youth, to teach them how to sew at no cost to the youth. Each match has 4 sewing sessions which give the students a chance to practice different aspects of using the machine and making fun and useful projects. All sessions take place in the QuiltWorks classroom. Applications, donation request forms (for the project kits) and general information are available at QuiltWorks.

July Quilt Gallery - Patricia Roland will be out Featured Quilter in July. Patricia's work, embellishment and quilting will awe you!

QuiltWorks Longarm Quilting - QuiltWorks has two great quilters for our longarm quilting services, Vickie Minor and Karen "KD" Dougan. We offer edge to edge quilting and pride ourselves on a "Two Week Turnaround".

Monthly Get-Togethers open to all:

Woolie Mammoths - 2nd & 4th Tuesdays, Noon to 4PM

Central Oregon Modern Quilt Guild - 1st Tuesdays from 5 - 8PM

Days for Girls - Meets the 1st and 3rd Mondays from 10:30 to 2:30

Applique Group - Meets the 1st Tuesday of every month, 10 to 12 noon

Check with the shop as meeting times in the summer change a little.

Thanks for being great customers!

Marilyn and everyone from QuiltWorks

MATERIAL GIRL FABRICS

307 NW 7th Street, Redmond (541) 923-1600

Row-by-Row starts June 21. We are celebrating the store's 8th anniversary (and my birthday) on June 24 and 25. There will be a sale and other special goodies.

—Leslie

100% COTTON FABRIC, BOOKS, NOTIONS

QUILT SHOP

HIGH
MOUNTAIN
FABRIC

541-548-6909

1542 SOUTH HIGHWAY 97

REDMOND, OREGON 97756

WAREHOUSE BEHIND CARPET CO

DONNA DAY, OWNER, OPERATOR

HOURS: TU--F 10:00-4:00

MON AND SAT. 10:00-2:00

CLOSED SUNDAYS



HOMESTEAD
QUILTS
and Gallery

Cathy Buono, Owner

541-536-2360

51425 Hwy. 97 • La Pine, OR 97739

homesteadquilts@yahoo.com

www.homesteadquiltsonline.com

QuiltWorks
Dream • Inspire • Create

926 NE Greenwood Ave Ste B
Bend, OR 97701
541-728-0527

M - F 9:30 - 5:30
Sat 9:30 - 5:00

www.QuiltWorks.com



BJ's Quilt Basket

20225 Badger Rd

Bend, OR 97702 - (541)383-4310

Owner: Kathy Shaker

www.bjsquiltbasket.com

Visit our 6,500 sq ft shop for all your quilting needs or rent our classroom for your next event!

HIGH MOUNTAIN FABRICS

We have several new fabrics in the shop: Kaffe Fasset; mini tonals (about 18 bolts) by Robert Kaufman; In the Beginning in grey and charcoal; and Australian Aboriginal fabrics. Come by and see all the new fabrics.

Open Tuesday—Friday: 10-4
Open Monday and Saturday: 10-2
Closed on Sunday

SEW MANY QUILTS & BERNINA CENTER

Gail is off to market to look for exciting new trends, techniques, patterns, books and fabrics. We are gearing up for

The Sisters Outdoor Quilt Show with new samples, kits and fabrics. Just arrived "Forever Green" by Holly Taylor. There is a companion book called "Winterlude" by Doug Leko. We have also received the "Forever Green" kit.

We have installed our new Isacord wall and we have over 400 colors of thread in stock. Bernina is offering a special 60-month financing—no interest with equal monthly payments on financing of \$3,000 and up. The special runs June 8-12.



HOMESTEAD QUILTS AND GALLERY

Hi everyone! We are on quilt retreat and having great food and fun. Today we did a quick class on felted soap thanks to Jean Stuart. Our yarn room is stocked with great yarns and more new fabric is arriving all the time. Our next event is the start of Row By Row Shop Hop. The 365 Challenge is fun and interesting. We meet the 2nd Thursday of each month at 10 am. Register on line and get started. Remember 20% on guild Tuesday.

Best, Cathy and Staff



THREAD DANCING BY JULIA JEANS

Long Arm Quilting Services AND

Long Arm Machine Rentals...

I am a free-motion long arm quilter that quilts all styles of quilts (all over, custom, appliqué and art). I've been long arm quilting for 3 years and have successfully quilted hundreds of quilts for customers and myself. In addition, this fall I started teaching long arm quilting.

Have you ever wanted to quilt your quilt top and wished you had a long arm to use? Or have you ever wondered if you should buy a long arm sewing machine but wished you could use one for a while to see if it's something you'll stick with? Well here is your chance.

The first step is to take the 'Introduction to Long Arm Quilting Class' held at Thread Dancing in Bend. After you have completed the introductory class, you may rent the Gammill machine at \$18 an hour. There are only two students per class so sign up with a friend today.

For more information on quilting services, class sign ups and machine rentals call or email Julia Jeans @ (541) 728-1286 / Julia@Threaddancing.com.