

Mountain Meadow Quilters

February 2017



PO Box 3254
Sunriver, Oregon 97707
mtnmeadowquilters.org

Our Mission

Mountain Meadow Quilters shall promote the art of quilt making through education and charitable giving. All levels of skill and ability shall be encouraged and supported.



CALENDAR

- Jan 24** **Judy A. Johnson
Bazaar workshop
- Feb 14** *Bev Piper
"Her Silly Quilt Story"
- Feb 28** **Sue Humiston
"The Use of Battings"

(Further details in newsletter)

*SHARC
**BJ's Quilt Basket

Thoughts from the President...

Snow, Snow, Snow and more Snow! I was so happy that we were able to have our Holiday Luncheon before the snow started. Marleen Fugate and Connie Cleveland, plus their helpers, did a wonderful job with the Luncheon. The atmosphere was great, the companionship was awesome and the food was tasty. Thanks so much for all your hard work. At the Luncheon we announced our Master Quilter, Michelle McMicken. Michelle is quite a versatile quilter, always trying something different and does a good job. Congratulations Michelle.

Because of all the snow I had to cancel our first meeting in January, hopefully that won't happen again. Looking forward to seeing you all at BJ's on the 24th.

One of my goals for this year is to simplify or update the committee job descriptions; and to have a peaceful year in office.

With my column I am going to include a recipe, hope you try them. If you have one you would like to include, please email it to me. This recipe will work well for this weather and the Holidays.

Happy Quilting!
Patty

Mulled Apple Cider (compliments of Nancy Fischer)

- | | |
|---|---------------------------|
| 1 gallon apple cider | 3 Granny Smith apples |
| 1 orange | 1/2 cup fresh cranberries |
| 1 tbsp allspice berries | 5 to 7 cinnamon sticks |
| 1/2 cup sugar (optional)* | |
| 1 cup apple brandy or regular brandy (optional) | |


Directions:

Pour the apple cider into a large pot (or crock pot) and set over medium-high heat. Dice up the apples and toss them into the cider. Peel the rind off the orange in large pieces and add to apple cider. Add the cranberries, allspice berries and cinnamon sticks. Add the sugar and stir it around to dissolve. Bring the mixture to a low boil, then reduce the heat to low and simmer for 45 minutes to 1 hour. Add the brandy(optional), then simmer for another 10 to 15 minutes. Serve warm.

*Note from Nancy: The sugar is not needed and if you make it in a crockpot, it won't boil off as fast. Served it at a party and it was a great hit!

MASTER QUILTERS

Lillian Arnold, Sharann Bean, Mary Buxton, Pauly Edwards, Bev King, Crys Kyle, Gladys Mulrein, Bevalee Runner, Carol Webb, Wendy Hill, Sue McMahan, Judy A. Johnson, Joan Metzger, Kathy Shaker, Valerie Weber, Sarah Kaufman, Tammy MacArthur, Linda Saukkonen, Barb Lowery, Dolores Petty and Michelle McMicken.



PROGRAM MEETING

February 14 - 10:00 am

Bev Piper - "Her Silly Quilt Story"

Bev began quilting in 1983. Through the years, she has tried every idea that has come out. When she lived in Sisters, she worked at the Stitchin' Post and taught classes on different techniques. She also taught at Quilter's Affair. Moving to Bend, she started working at QuiltWorks. She is long-time member of the Mt. Bachelor Quilt Guild. She is a big advocate of the Community Quilt Group as she loves the thought of giving something to those that need comforting. She enjoys telling her story on how she doesn't like to follow patterns and how she always sees something different.

In her program, she will tell her silly story on how her quilting life got started and will show many of the ideas on how she comes up with background and border ideas in many of her quilts.



Retreat Fabric Information Sessions February 14

The two presentations about fabric choices/and designs for the May retreat will be held after the February 14th program meeting at the SHARC. Sarah Kaufman will show some posters of class samples from Jan Krentz's class and Linda Saukkonen and Jan Tetzlaff will bring enlargements of Maria Shell's quilts. They will also share the fabrics that they will be using for their in-class project.

Participants in the May 9, 10 and 11 retreat at the SHARC need to pay the balance of their \$150 accounts in March.

The retreat committee will meet February 14th at Diana Swenson's house for committee reports and lunch after the MMQ program meeting.

Questions?

Contact Linda Saukkonen, Retreat Chair
lsauk@chamberscable.com

EDUCATION MEETINGS

10 am - January 24

Judy A. Johnson

Judy A. Johnson will be teaching and demonstrating log-cabin patterns with interesting results.

10 am - February 28

Sue Humiston

The Use of Battings

Bazaar Workshop January 24

We will be starting the new year off with a workshop on January 24th at BJ's Quilt Basket following the Education meeting. An email detailing the classes and supplies needed was emailed to the members on January 13. We have several classes already scheduled but, as always, we need more. If you would like to teach a workshop, please let Michele Mullenberg or LaWanda Richardson know.

BLOCK OF THE MONTH Starts January 24th At the Education Meeting

Debra Ewing will begin her BOM program at the Education meeting on January 24th. Nancy Fischer will follow the BOM demonstration with a technique related to the BOM. Fabric requirements are attached to this newsletter.

PARKING AT BJ'S QUILT BASKET For 4th Tuesday Meetings

What fun to hold our fourth Tuesday meeting each month at BJ's!! Thank you to Kathy and her staff!

A few parking reminders: please leave 5-6 spots free in front of the shop for BJ's customers. The majority of MMQ members should park across the street along the side of JoAnn's. Please leave the parking spots in the BJ's parking lot for those unable to walk across the street. If you are bringing sewing machines or other items to the meeting, please unload at the side entrance and then move your car to the JoAnn's parking lot. Please do not arrive before 9:15 am and please use the side entrance.



FEBRUARY BIRTHDAYS

Gail Ransdall	2/2
Sharon Travis	2/2
Carol McGlocklin	2/4
Kandis Morris	2/5
Keith Griepentrog	2/8
Bobbie McConnell	2/9
Janet Gehlert	2/13
Terry McBride	2/16
Michelle McMicken	2/17
Pat Muck	2/20
Barb Lowery	2/22
Kathy Greenleaf	2/26
Sharon Moenter	2/28



REMINDER: On your birthday month, please bring 12 rolls of toilet paper to the SHARC for Care and Share. The donation will be taken to Holy Trinity Catholic Church. Thank you and Happy Birthday!

TREASURER'S REPORT

I am very pleased to report that 2016 was a another successful year for MMQ financially, and we are on sound footing going forward. After several years of losses starting in 2011, we had enough net income in 2015 and 2016 to reverse those prior losses and put us back in the black. Our financial success has been due primarily to an increase in bazaar sales over the last two years (thank you all who made, taught, and contributed bazaar sale items!), as well as virtually all of our committee chairs operating well within their budgets. We're in a position now where we can consider increasing our charitable donations as well as expanding our programs, if we wish. We will be discussing our options at the Board meetings, and you are always welcome to attend and add your thoughts!

However, I believe our biggest success in 2016 was not with our finances, but with our charitable activities, i.e. our service projects. During the year many of our members cut, pieced, layered, quilted, and bound over 70 quilts which were donated to various charitable organizations in the community. For the first time we monitored the value of the quilts that were completed and donated, and this value came to over \$10,000! We owe a sincere thank you to every member who participated in this program during the year, as they are the backbone of our charitable function and reason for being. Thank you!!!

I will be sending the 2016 financial statements to all Board members; please let me know if you also would like a copy. As of December 31 our checking account balance was \$11,200, and there was \$10,600 in the savings account.

Respectfully submitted,
Melinda Wolfman

NEWSLETTER DEADLINE

For March Newsletter the deadline is:
Tuesday - February 21

Please send newsletter articles to:
Nancy Fischer, Newsletter Director
at mmqnewsletter@gmail.com.

Customer Appreciation Days

April 20-22

Featuring Tonye Belinda Phillips

Pincushions & Pinpillows

\$60 (includes lunch)

Thursday, April 20



Intro to Wool Appliqué

\$60 (includes lunch)

Friday, April 21



Cascade Cones

\$60 (includes lunch)

Saturday, April 22



For workshop details & registration, check our website or call us.

Now in Stock:

"Jasmine" by Valori Wells

Stitchin' Post

311 W. Cascade • Sisters, OR 97759
(541) 549-6061 • www.stitchinpost.com

LUCKY DRAWING RECIPIENTS! - 12/13

Quilt Shop / Sewing Machine Shop Donations:

- BJ's Quilt Basket	Winner: Carolyn Schade
- Cynthia's Sewing Center	Winner: Debra Ewing
- High Mountain Quilts	Winner: Kristin Shields
- Homestead Quilts	Winner: Joan Santora
- Material Girl Fabrics	Winner: Bevalee Runner
- Morrow's Sewing	Winner: Sally Wilson
- Morrow's Sewing #2	Winner: Janet Gehlert
- QuiltWorks	Winner: LaWanda Richardson
- Sew Many Quilts	Winner: Marjorie Mathison
- Stitchin' Post	Winner: Penny Ueck
- Stitchin' Post #2	Winner: Cate Brooks
- Stitchin' Post #3	Winner: Sarah Kaufman
- Thread Dancing	Winner: Pat Jones

Monthly Drawing:

- MMQ sparkle logo Winner: Mike Carriger

A big thank you to the quilt shops, sewing machine shops, and long arm quilters for their donations.

APPLIQUÉ GROUP

The appliqué group meets at Bevalee Runner's house on the third Tuesday of the month at 9:30 am.



2017 Board Members and Committees

Board Members

President.....	Patty Gates
Vice President.....	Sandra Schmidgall
Programs.....	Kate MacMillan
Education	Patty Morehouse/Kathy Verboncoeur
Secretary	Michelle McMicken
Treasurer	Mindy Wolfman
Membership.....	Sally Wilson
Newsletter.....	Nancy Fischer
Service Projects.....	Mike Carriger/Denise Meese/ Sandy Mahnken
Immediate Past President.....	LaWanda Richardson

Committees

Holiday Party.....	Linda Ehrich/Sue Humiston
Hospitality.....	Karen Padrick/Carole Elsabee
Greeter.....	Denise Meese/Beryl Wilcox
Room monitor for BJ's.....	Sandy Mahnken
Secret Pals.....	Marcia Schonlau/Barb Owens
Communications.....	Louise Yoshihara
Drawings.....	Valerie Weber/Pat Jones
Sister's Quilt Show.....	Julia Jeans/Judy A. Johnson
Sunriver Quilt Show.....	Sue Humiston/Matt Humiston
Sunriver Quilt Show Volunteers.....	Linda Heiney
Bazaar	Dorothy Spain/Louise Yoshihara/ Denise Meese/Kathy Greenleaf
Workshops.....	Michele Mullenberg/LaWanda Richardson
Applique.....	Bevalee Runner
2017 Retreat Chair.....	Linda Saukkonen
Historian.....	Jan Beeson
Technique of the Month.....	Nancy Fischer
Block of the Month.....	Debra Ewing

"LILLIAN ARNOLD MOVES TO THE VALLEY"

At the Applique Group November 15th meeting, Lillian Arnold announced that she would be moving to Cottage Grove to live with her daughter. Lillian has impacted Mountain Meadow Quilters and the Central Oregon quilting community over the years in many ways by being a founding member of our guild, the founder of the Applique Group, and also by being the first Master Quilter in our history. Her motto of "Together We" showed itself again and again as she continued to attend meetings, learn, advise and encourage quilters right up until she moved at age 96. The Cottage Grove quilting community is ready to welcome her with open arms and we will miss her dearly.



Lillian with the MMQ Applique Group.

SNACK HOSTESSES

Jan 24	Phyllis Neumann Gayle Norona Ruth Kinane
Feb 14	Susan Eriksen-Anderson Robin Bracken Marleen Fugate Kathleen Garton
Feb 28	Pat Jones Denise Meese Eileen Krueger



QUILTFOLK (with article about Lillian!!)

In 2016, Lillian Arnold was interviewed by a new magazine, Quiltfolk, for their premier issue. Their premier issue debuted in October 2016 and Lillian was featured in one of their articles. If you are interested in the magazine, you can order it online at quiltfolk.com.

SHOW AND TELL

Please remember that show and tell is limited to 2 items that have not been previously shown. Thank you for your cooperation.

SECRET PALS

For those participating in the 2017 Secret Pals program, you should have received your secret pal information in the mail.

Reminder: if you bring a gift for your secret pal and they are not at the meeting, please bring your gift home to give to them at another meeting. Thank you!

QUIET THOSE CELL PHONES!


As a courtesy to our speakers, guests, guild members, show and tell presenters and anyone attending our meetings, please quiet your cell phone before the meeting. If you are expecting an important call, switch it to vibrate and exit the meeting room to take your call.

A Word from Our Sponsors!

With donations, classroom space, and special activities, local businesses have supported our guild. We greatly appreciate their support and through a monthly news column we want to promote their businesses. Please start reading below and the following pages to find the latest news:

Cahoots Quilting

Sue and Matt Humiston (mom and son) of Cahoots Quilting are now available to quilt your quilt tops. Our new Longarm machine will accommodate quilts up to 14 feet wide. We can do computerized edge to edge programs, custom programs and free motion. Borders and sashes are not a problem. As guild members we can pick up and deliver at the meetings or will be happy to make other arrangements. Give us your quilt project and the second project will be 25% off. Matt @ 541 977-4222 or Sue @ 541 977-4220. Email us at cahootsquilting@gmail.com



BINDINGS

Do you dislike finishing your quilt bindings? Then, I'm here for you! Machine plus hand finishing or just hand finishing. Also, labels. Have trouble getting square corners? I'm happy to share my technique. Call me for more information:

Sally Wilson 541-536-2635

Embroidery with a Heart

7 Years experience

Custom embroidery, custom digitizing service, quilt blocks, costumes, quilt labels, name tags, monogramming, etc.

Barbara Owens - 541-536-2180

BJ's Quilt Basket

Greetings from BJ's!

We have so many fun things going on! First Saturday is back, and we have not one, not two, but THREE different block of the month quilts, as well as Dear Jane done entirely in English Paper Piecing. It is wonderful to see everyone, we love the energy level and camaraderie. There is still space if you'd like to join us for any of these fun quilts.

We've been busy rearranging the store, making new samples and unpacking all the beautiful new fabric. If you like batiks, we've got 'em. So many, in fact, that I'm not allowed to buy any more for a while! Don't worry, though, I snuck in a few bolts to come this spring!

We are planning a "sew all day, sleep in your own bed at night" mystery retreat weekend March 10-12. We provide meals and snacks so you can sew sew sew. The project is scrappy and will keep you guessing until the end. Stacy has all sorts of fun planned so stay tuned for more details. Nancy Fischer will be teaching Quilting 101 and 102 for us this spring as well, and we have other classes in the works.

Our big clearance sale is on through the end of January. All bolts marked with pink dots are half off the original price. Help us make room for all the yum yums that are on the way!


Thank you again for all your support,

Kathy and the BJ's crew



Lucy's Longarm Quilting

Computerized Longarm Quilting



540 NW Divot Drive
Bend, OR 97701

541-233-9899 Scott
541-233-7223 Lorraine

LucysLongarm@gmail.com

Cynthia's Sewing Center

Cynthia's Sewing Center

Providing Quality
Service Since 1979

Sewing, Quilting & Embroidery Machine
Sales, Service & Instructional Classes
Brother, Janome & Handi Quilter
Horn & Koala Sewing Cabinets
Floriani Embroidery Thread & Stabilizer



1245 SE Hwy 97, Suite B-1
Bend, OR 97702
541-383-1999 CSCBEND.COM
9:30-5:30 Mon-Fri
9:30-4 Saturday

brother
JANOME

Handi
Quilter
Designed by a Quilter for Quilters

The Stitchin' Post:

Wow, do we have snow!!! January has been an amazing month from mid December to now. I have lived here 43 years but do not remember a winter quite like this. My husband found a crew of five guys to clean the snow off our building, and it took two days and John and Ross, Val's husband, on the ground. Now, it is melting and some has seeped into the classroom in the back. What is interesting is we still have a very steady stream of customers, despite the weather-so thank you for making the trip to the store in this climate!

We had our preview party, and classes and workshops are filling up, so start making your plans. Today we had an employee "sew day" where all of us showed up, despite mushy melting snow, and worked on store samples. We then went to lunch at Depot Deli, where Pam cooked us a great lunch. By the time you read this most of the samples will be hanging. Probably the favorite projects are the collage quilts that I picked up the patterns for at market. They are designed by Laura Heinie in Montana. We have the deer and the trout samples done and will be offering workshops. The first trout workshop last Sunday was full and everyone went home with a finished fish, ready to layer up and quilt.

Fabric is starting to roll in, gearing up for spring and we have LOTS coming. We'll upload it to our website as soon as it arrives, if you want to check from time to time, or get on our weekly email posting if you aren't already. That will help you stay in the loop for all of the happenings.

Enjoy your winter activities including "making" quilts or other projects.

—Jean

MORROW'S
Sewing & Vacuum Ctr.



Karen Jarrett

(541)382-3882

304 NE 3rd St.
Bend, OR 97701

www.morrowsewingandvacuum.com



Sewing Machines
Vacuums
Sales
Service & Repair
Classes
Expert Advice

Open Mon-Fri: 9am-5:30pm
Sat: 9am-4:30pm
Sun: Closed

Keith Griepentrog



quilting lab

longarm quilting services

883 SE Briarwood Ct.
Bend, OR 97702
quiltinglab@aol.com

(458) 206-9720

QuiltWorks: February Shop News

Happy Dig-Out from January Everyone!

QuiltWorks Gallery - Our Featured Quilter for February will be Jackie Erickson from Sisters. Jackie is a prolific quilter and will sharing a variety of works with us. The group exhibit will be the UnderCover Quilters with quilts from the novel "All the Light We Cannot See" by Anthony Doerr

February First Friday is February 3rd. Our reception honoring our exhibitors will be from 5 to 7 PM. There will be snacks, a sale, door prizes and more!

Second Saturday Strip Club - Strip Club will continue into 2017. We've had a fun year, seen lots of great quilts, tried new notions and projects. Join our February 11 Strip Club, always the 2nd Saturday of the month, 8:30 to 9:30AM. Doors open at 8AM. Visit our website for more info and lots of fun pictures from 2016.

Winter Classes - There is still room in our winter classes. We are doing some cool new projects. Check out our website or come into the shop to pick up a schedule.

Bend Logo Contest - We love what we've seen from folks using the Bend Logo so we decided to challenge you to bring in a cool project. Customers will vote on their favorite and the top vote-getters will win a prize. You have until February 28 to bring in your challenge.

UFO Challenge - Do to popular demand we are doing the UFO Challenge (unfinished quilt projects) again in 2017. It starts January 2 and you can register projects up until February 7. Register as many projects as you want at a cost of \$1 each. The fee will go towards prizes. The end of the Challenge will be June 16 and the party will be Saturday, June 17.

Monthly Get-Togethers open to all:

Woolie Mammoths - 2nd & 4th Tuesdays, Noon to 4PM

Central Oregon Modern Quilt Guild - 1st Tuesdays from 5 - 8PM

Days for Girls - Meets the 1st and 3rd Mondays from 1 to 4PM

Applique Group - Meets the 1st Tuesday of every month, 10 to 12 noon

Thanks for being great customers!

Marilyn and everyone from QuiltWorks

Material Girl Fabrics

307 NW 7th Street, Redmond (541)923-1600

Looking for novelty fabrics with that special-theme, we have it! We also have some new batiks, toweling and we are redoing our color wall. Coming soon—Japanese fabrics!

100% COTTON FABRIC, BOOKS, NOTIONS

QUILT SHOP

**HIGH
MOUNTAIN
FABRIC**

541-548-6909

1542 SOUTH HIGHWAY 97

REDMOND, OREGON 97756


WAREHOUSE BEHIND CARPET CO

DONNA DAY, OWNER, OPERATOR

HOURS: TU--F 10:00-4:00

MON AND SAT. 10:00-2:00

CLOSED SUNDAYS



**HOMESTEAD
QUILTS
and Gallery**

Cathy Buono, Owner

541-536-2360

51425 Hwy. 97 • La Pine, OR 97739

homesteadquilts@yahoo.com

www.homesteadquiltsonline.com

QuiltWorks
Dream • Inspire • Create

926 NE Greenwood Ave Ste B
Bend, OR 97701
541-728-0527

M - F 9:30 - 5:30
Sat 9:30 - 5:00

www.QuiltWorks.com



BJ's Quilt Basket

20225 Badger Rd

Bend, OR 97702 - (541)383-4310

Owner: Kathy Shaker

www.bjsquiltbasket.com

Visit our 6,500 sq ft shop for all your quilting needs or rent our classroom for your next event!

High Mountain Fabrics

Specials from High Mountain Fabrics:

* On Feb. 4th from 10-2

40% off on all regular priced fabric

1 yard minimum cut

*Also check out the \$6 per yard rack in the shop!

Sew Many Quilts & Bernina Center

Happy New Year to our fellow quilters. Do we have cabin fever yet? Well, Sew Many Quilts has moved and we are open for business and are looking forward to seeing you and showing off our new location. We are working on a new class schedule so we can utilize our new larger classroom. Watch your e-mail as we will have the class schedule soon. The sew groups that meet at Sew Many Quilts will resume starting Jan. 23rd.

We have received the most fun lines of Travel Camping prints, Ambrosia by Timeless, beautiful digital prints and Nanette by Chez Moi and Pondicherry by French General for Moda just to name a few. For those of you who do have cabin fever, please come in and have cup of coffee and snoop around!

Our new location is in the Forum Shopping Center (Costco), in the same building as OfficeMax and T-Mobile. We are just around the corner on the south side facing Hwy 20. Looking forward to seeing all of you soon!!

Sharon, Gail and our team

Homestead Quilts and Gallery

Hi from Homestead Quilts and Gallery. Check out our Block of the Month, which starts in March. You can see it at our website at www.homesteadquilts.com. You can also check out our variety of classes. Make a New Year's resolution to learn how to use the long arm and complete those quilts.

Best, Cathy and Staff



Thread Dancing by Julia Jeans:

**Long Arm Quilting Services AND
Long Arm Machine Rentals...**

I am a free-motion long arm quilter that quilts all styles of quilts (all over, custom, appliqué and art). I've been long arm quilting for 3 years and have successfully quilted hundreds of quilts for customers and myself. In addition, this fall I started teaching long arm quilting.

Have you ever wanted to quilt your quilt top and wished you had a long arm to use? Or have you ever wondered if you should buy a long arm sewing machine but wished you could use one for a while to see if it's something you'll stick with? Well here is your chance.

The first step is to take the 'Introduction to Long Arm Quilting Class' held at Thread Dancing in Bend. After you have completed the introductory class, you may rent the Gammill machine at \$18 an hour. There are only two students per class so sign up with a friend today.

For more information on quilting services, class sign ups and machine rentals call or email Julia Jeans @ (541) 728 -1286 / Julia@Threaddancing.com.

LOG CABIN / PRAIRIE DAYS BLOCK OF THE MONTH 2017
Sampler Quilt
or
3 Table Runners

SAMPLER QUILT - 48" x 48"

Sampler Quilt Fabric Requirements are based on the following Measurements

All measurements are Finished - not unfinished

Blocks - (9) 12"

Sashing - 2" between blocks

Border - 4"

Binding - based on 2-1/2" strip

Backing - fabric requirements for backing (below) will be supplemented with an 8" x 48" strip of leftover fabric inserted across the width to attain the 48" length. Seams for insert made along width of quilt

Inner Border - Optional

Sampler Quilt Fabric Requirements

9 Fat Quarters in various prints/solids - darks, lights, and mediums

Background Fabric - 1 yd

Sashing - 1/2 yd

Border - 1 yd

Binding - 1/2 yd

Backing - 1-1/2 yds 108" (or you can piece together the back from your stash)

3 SAMPLER TABLE RUNNERS - 16" x 44"

Table Runner Fabric Requirements are based on the following Measurements

All measurements are Finished - not unfinished

Blocks - (3) 12"

Sashing - 2"

Borders - 2"

Binding - 2-1/2" strip

Table Runners Fabric Requirements

3 Table Runners using the same fabric throughout

9 Fat Quarters in various prints/solids - darks, lights, and mediums

1 yd Background Fabric

OR

3 Seasonal Table Runners

Season 1 (Jan/Feb/Mar) - 6 Fat Quarters / 1/8 yd or just a 6-1/2" scrap Background Fabric

Season 2 (Apr/May/Jun) - 4 Fat Quarters / 1/2 yd Background Fabric

Season 3 (Jul/Aug/Sep) - 4 Fat Quarters / 1/2 yd Background Fabric

Additional Fabric Requirements for EACH of the 3 Table Runners

Sashing - 1/4 yd or 1 Fat Quarter

Border - 1/2 yd

Binding - 1/3 yd

Backing - 3/4 yd OR 3 Fat Quarters