



## Lubricants/Penetrants/Degreasers (Cont.)



- Superior lubrication and long-lasting corrosion protection

011-110276



- Higher Kb cleaning scores
- Lower VOCs

011-110283



- Hits, sticks, and cleans

011-110306

Part No.	Description	Std. Pkg.
011-110276	Blue Works Multi-Purpose Lubricant	12
011-110283	Blue Works Contact Cleaner, 11 Oz.	12
011-110306	Blue Works Degreaser, 18 Oz.	12



It lubricates, cleans and prevents rust. Its precise, easy-to-use drip spout enables precise lubrication, with no overspray or splatter. It can be used on in-line skates, tools, firearms, bicycles, wheels fans and moving parts.

011-10135



011-10138




Part No.	Description	Std. Pkg.
011-10135	3 Oz. Bottle, 3-IN-1 Multi-Purpose Oil	24
011-10138	8 Oz. Bottle, 3-IN-1 Multi-Purpose Oil	12



## Glass Tube Cutters

For cutting glass tube and pipe as well as other brittle tubular materials. These tools are based on the original wheeler "Squeeze and Pop" principle employing cutting wheels in the chain.

- For 1/4" - 3/4" (6-18MM) O.D. gauge glass, laboratory glass and porcelain tube



108-069012

Small enough to carry in your pocket and almost as simple to use as a pair of pliers. Just warp the chain around the tube and insert it through the jaw. Then a quick twist of the wrist, a slight squeeze on the handles and pop!

- For 1/4" - 1" (6-25mm) O.D. gauge glass, laboratory glass and porcelain tube.

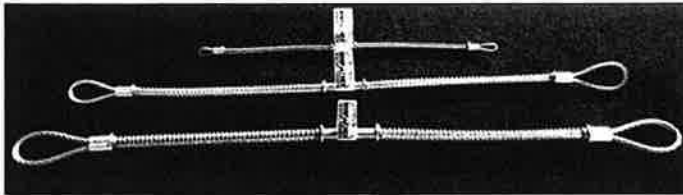


108-79014

Part No.	Description	Std. Pkg.
108-069012	Glass Tube Cutter 1/4" to 3/4"	1
108-79014	Glass Tube Cutter 1/4" to 1"	1




## Safety Cables



Part No.	Description	Std. Pkg.
178-WA2	Whipchek Safety Cable 1-1/2" - 3"	25
178-WA4	Whipchek Safety Cable 4" ID Hose w/3/8" Wire Rope	15
178-WB1	Whipchek Safety Cable 1/2" - 1-1/4"	100



## Convertible Retaining Ring Pliers



- Meets or exceeds ANSI specifications
- Heavy duty with parallel action jaws
- Spring action closes jaws
- Different tip angles and sizes available


Part No.	Tip Size	Tip Angle	OAL	Std. Pkg.
153-444K/BB	Snap Ring Plier Set, Internal/External			10
153-527/CS	0.038	Straight	6"	5
153-527A/CS	0.038	45°	6"	5
153-527B/CS	0.038	90°	6"	5
153-528/CS	0.047	Straight	6"	5
153-528A/CS	0.047	45°	6"	5
153-528B/CS	0.047	90°	6"	5
153-524/CS	0.070	Straight	7-3/4"	5
153-534/CS	0.070	Straight	7-3/4"	5
153-534A/CS	0.070	45°	7-3/4"	5
153-534B/CS	0.070	90°	7-3/4"	5
153-535/CS	0.090	Straight	9-1/2"	5
153-535A/CS	0.090	45°	9-1/2"	5
153-535B/CS	0.090	90°	9-1/2"	5
153-653/BB	Heavy Duty Hacksaw Pistol Grip			5
153-G262FP.NP/CC	6-1/2" Slip Joint Plier Flush Fastener			5
153-G263FP.NP/CC	8" Slip Joint Plier Flush Fastener			5
153-G276P.NP/SP	20" Tongue & Grooved Pliers-Gripped Skin Pack			1



## Vises

### Combination Pipe & Bench Vises

- Self-centering pipe jaws-hardened steel jaws hold up to 6" pipe safely, securely
- Hardened steel jaw inserts-machine serrated, replaceable jaws assure a positive hold
- 60,000 PSI tensile ductile iron body parts for mass and strength
- Enclosed construction keeps lubrication in, contaminants out
- Locking swivel base-with double lockdowns for non-slip hold in any position
- Precision thrust bearing creates greater clamping pressure and increased longevity



Part No.	Model	Jaw Width	Jaw Opening	Throat Depth	Pipe Jaw Capacity
111-10200	C-0	3-1/2"	5"	4-1/2"	1/8" - 2-1/2"
111-10225	C-1	4-1/2"	6"	4-3/4"	1/8" - 3-1/2"
111-10250	C-2	5"	7"	5-5/16"	1/8" - 4-1/2"
111-10275	C-3	6"	9"	6-5/8"	1/8" - 6"

### Tradesman Vises

- Wider jaws provide greater clamping surface
- Fully enclosed spindle and nut increases the life of the vise
- Made from 60,000 PSI tensile ductile iron
- Precision turned sidebar
- 360° swivel base with double lockdowns



Part No.	Model	Jaw Width	Jaw Opening	Throat Depth	Pipe Jaw Capacity
111-63199	1745	4-1/2"	4"	3-1/4"	1/4" - 2-1/2"
111-63200	1755	5-1/2"	5"	3-3/4"	1/4" - 3"
111-63201	1765	6-1/2"	6-1/2"	4"	1/4" - 3-1/2"
111-63202	1780A	8"	7"	4-3/4"	1/8" - 3-1/2"



## Vises (Cont.)

### All Weather Vises

- Self-centering nickel plated pipe jaws-hold up to 2-1/2" pipe safely and securely
- Nickel plated jaw inserts-machine serrated, replaceable jaws assure a positive hold
- Enclosed construction keeps lubrication in and contaminants out
- Perfect for outdoor use
- Locking swivel base-with double lock-downs for non-slip hold in any position
- Large anvil work surface



Part No.	Model	Jaw Width	Jaw Opening	Throat Depth	Pipe Jaw Capacity
111-10400	AW35	3-1/2"	5"	4-1/2"	1/8" - 2-1/2"

- All-Weather vise is equipped with nickel plated jaws, pipe jaws, spindle and locknuts
- Self-centering pipe jaws are grooved to prevent rotation of round stock and have a two step design to assure a firm hold on both large and small diameter material
- Vise is also equipped with a swivel base with dual locking nuts
- Open locking design of the all-Weather base allows for a full 360 degrees of rotation



Part No.	Model	Jaw Width	Jaw Opening	Throat Depth	Pipe Jaw Capacity
111-10500	AW45	4-1/2"	6"	4-3/4"	1/8" - 3-1/2"

### Utility Vise

- Utility workshop vise with swivel base
- Swivels 180 degrees



Part No.	Model	Jaw Width	Jaw Opening	Throat Depth	Pipe Jaw Capacity
111-00191	656HD	6-1/4"	6"	4-3/16"	1/8" - 3"

### Mechanics Vise

- Vise has a heavy-duty casting built for rugged use and extended life
- Lifetime lubrication means the grease is permanently sealed in for trouble-free service



Part No.	Model	Jaw Width	Jaw Opening	Throat Depth	Pipe Jaw Capacity
111-21400	745	5"	5-1/4"	3-3/4"	1/4" - 2-1/2"

### C-Clamps

#### 400 Series Drop Forged C-Clamps

Industry's top choice for maintenance, production and repair operations.

- Drop-forged steel frame, regular-duty with extra deep-throat
- Black-oxide coated spindles and Perma-Pad® resist corrosion, and are replaceable
- Innovative frame geometry for maximum strength



Part No.	Model	Opening Capacity	Throat Depth	Spindle Diameter	Clamp Pressure	Std. Pkg.
111-14214	402	0 - 2-1/8"	2-1/4"	9/16"	3500 Lbs.	2
111-14228	403	0 - 3"	2-1/2"	9/16"	3500 Lbs.	2
111-14242	404	0 - 4-1/4"	3-1/4"	3/4"	6200 Lbs.	2
111-14256	406	0 - 6-1/16"	4-1/8"	3/4"	6600 Lbs.	2
111-14270	408	0 - 8-1/4"	5"	3/4"	6900 Lbs.	1
111-14284	410	2 - 10-1/8"	6"	3/4"	8000 Lbs.	1
111-14298	412	2 - 12-1/4"	6-5/16"	7/8"	9300 Lbs.	1

### Extra Heavy Duty



111-14572



111-27208

Part No.	Model	Opening Capacity	Throat Depth	Clamp Pressure	Std. Pkg.
111-14572	6 F.C.	0 - 6-1/2"	3-3/8"	27,500 Lbs.	1
111-27208	40 Series	1-1/2" - 6-1/2"	2-3/4"	27,500 Lbs.	1



## C-Clamps (Cont.)

### Super-Junior® - Forged Steel



111-21305

Part No.	Model	Opening Capacity	Throat Depth	Clamp Pressure	Std. Pkg.
111-21305	54	0 - 2"	1-1/4"	875 Lbs.	12

## Sledge Hammers

### Unbreakable Handle - Hi-Viz

- Unbreakable handle is made with tempered steel, and surrounded by heavy-duty molded rubber
- Ergonomic handle absorbs shock, ensures comfort and has a slip-resistant grip
- High-Visibility head adds instant identification under any job site conditions; encourages safe work habits



111-20006



111-20000

Part No.	Model	Head Weight	Handle Length	Std. Pkg.
111-20000	HVS412	4 Lbs.	12"	1
111-20001	HVS824	8 Lbs.	24"	1
111-20006	HVS416	4 Lbs.	16"	1
111-20010	HVS624	6 Lbs.	24"	1
111-20020	HVS1030	10 Lbs.	30"	1
111-20025	HVS1230	12 Lbs.	30"	1



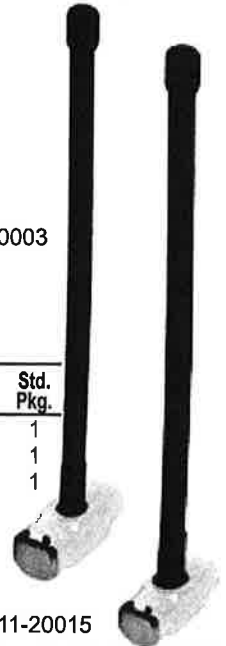
111-20020

## Unbreakable Handle - Hi-Viz (Cont.)

111-19999



111-20003



111-20015

Part No.	Model	Head Weight	Handle Length	Std. Pkg.
111-19999	HVS212	2-1/2 Lbs.	12"	1
111-20003	HVS1430	14 Lbs.	30"	1
111-20015	HVS630	6 Lbs.	30"	1


# The Wyeth-Scott Co.

Manufacturer - Established 1906

## Cable Puller / Hoist

We are proud to state that it is the safest and most durable puller ever made. This heavy-duty industrial hand ratchet puller/hoist has been designed and proven to perform in a variety of demanding environments without bending, breaking, or collapsing.

- Capacity: 2 ton (4,000 lbs.) Double line / 1 ton (2,000 lbs.) single line
- Cable: 5/16", 30' extra heavy duty flexible fiber core wire rope
- Hooks: Comes complete with 3 hooks (frame hook, end hook, and tackle block hook)



Part No.	Description	Cable Length	Std. Pkg.
122-2-30	2-Ton Cable Puller	30'	1
122-2-20	2-Ton Cable Puller	20'	1
122-2-20-SLLT	2-Ton Cable Puller w/Safety Latches	20'	1
122-P620	5/16" Replacement Cable	20'	1
122-P630	5/16" Replacement Cable	30'	1



## WRIGHTGrip Wrench Sets

### 7 Pieces - Combination Set No. 750 12 Pt. Combination Wrenches



- **Includes:** 1/4", 5/16", 3/8", 7/16", 1/2", 9/16", 5/8" wrenches and 1 denim tool roll

Part No.	Description	Std. Pkg.
170-705	7 Piece Combination Set No. 705	1 Set

### 7 Pieces - Combination Set No. 707 12 Pt. Combination Wrenches



- **Includes:** 3/8", 7/16", 1/2", 9/16", 5/8", 11/16", 3/4" wrenches and 1 denim tool roll

Part No.	Description	Std. Pkg.
170-707	7 Piece Combination Set No. 707	1 Set

### 11 Pieces - Combination Set No. 711 12 Pt. Combination Wrenches




- **Includes:** 3/8", 7/16", 1/2", 9/16", 5/8", 11/16", 3/4", 13/16", 7/8", 15/16", 1" wrenches and 1 denim tool roll

Part No.	Description	Std. Pkg.
170-711	11 Piece Combination Set No. 711	1 Set

## Wrench Sets (Cont.)



### 15 Pieces - Combination Set No. 715 12 Pt. Combination Wrenches



- **Includes:** 5/16", 3/8", 7/16", 1/2", 9/16", 5/8", 11/16", 3/4", 13/16", 7/8", 15/16", 1", 1-1/16", 1-1/8", 1-1/4" wrenches and 1 denim tool roll
- WrightGrip patent #7,340,982

Part No.	Description	Std. Pkg.
170-715	15 Piece Combination Set No. 715	1 Set

### 5 Pieces - 12 Pt. Ratcheting Box Wrench- Straight Pattern Set No. 9439



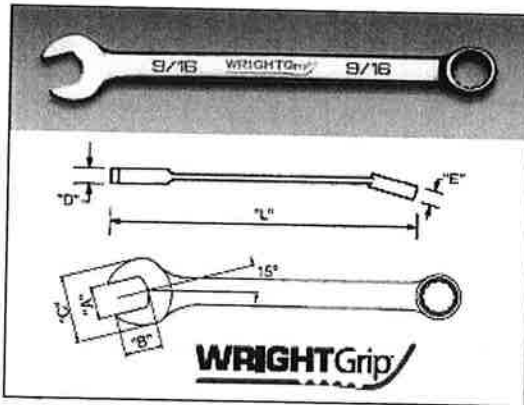
- **Includes:** 1/4" x 5/16", 3/8" x 7/16", 1/2" x 9/16", 5/8" x 11/16", 3/4" x 7/8" wrenches and 1 Denim tool roll

Part No.	Description	Std. Pkg.
170-9439	5 Piece Ratcheting Wrench Set No. 9439	1 Set



## Combination Wrenches

### 12 Pt. Flat Stem - Satin Finish

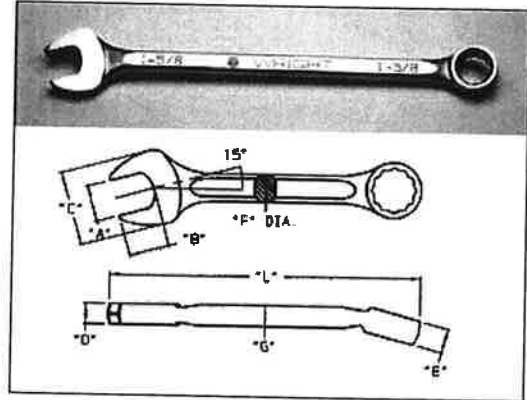


Part No	A Nom. Size	L	C	B	D	E
170-1108	1/4"	4-59/64"	35/64"	5/16"	11/64"	13/64"
170-1110	5/16"	5-1/2"	43/64"	3/8"	3/16"	15/64"
170-1112	3/8"	6"	51/64"	29/64"	7/32"	17/64"
170-1114	7/16"	6-1/2"	15/16"	17/32"	1/4"	19/64"
170-1116	1/2"	7-5/32"	1-1/16"	19/32"	17/64"	11/32"
170-1118	9/16"	7-15/16"	1-11/64"	11/16"	19/64"	22/64"
170-1120	5/8"	8-35/64"	1-19/64"	3/4"	5/16"	13/32"
170-1122	11/16"	9-1/8"	1-27/64"	53/64"	11/32"	7/16"
170-1124	3/4"	10-3/64"	1-35/64"	29/32"	23/64"	15/32"
170-1126	13/16"	10-53/64"	1-43/64"	63/64"	27/64"	1/2"
170-1128	7/8"	11-3/4"	1-51/64"	61/64"	7/16"	33/64"
170-1130	15/16"	12-9/16"	1-29/32"	31/32"	15/32"	17/32"
170-1132	1"	13-5/16"	2-1/32"	1-13/64"	15/32"	5/8"
170-1134	1-1/16"	14-1/4"	2-5/32"	1-19/64"	31/64"	21/32"
170-1136	1-1/8"	15-1/8"	2-17/64"	1-23/64"	35/64"	11/16"
170-1138	1-3/16"	15-15/16"	2-25/64"	1-7/16"	9/16"	23/32"
170-1140	1-1/4"	16-13/16"	2-1/2"	1-33/64"	19/32"	3/4"

Meets or exceeds ASME B107.100

## Combination Wrenches (Cont.)

### 12 Pt. Heavy-Duty Flat Stem - Satin Finish



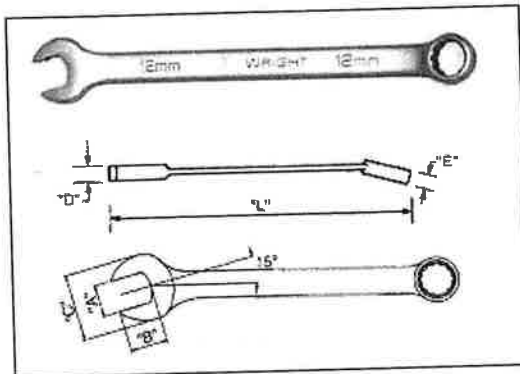
Part No	A Nom. Size	L	C	B	D	E	F	G
170-1142	1-5/16"	19"	2-11/16"	1-15/32"	23/32"	7/8"	1"	3/4"
170-1144	1-3/8"	20"	2-11/16"	1-17/32"	23/32"	7/8"	1"	3/4"
170-1146	1-7/16"	21"	3"	1-19/32"	3/4"	15/16"	1-1/16"	7/8"
170-1148	1-1/2"	22"	3"	1-21/32"	3/4"	15/16"	1-1/16"	7/8"
170-1150	1-9/16"	23"	3-1/2"	1-15/16"	3/4"	15/16"	1-1/8"	7/8"
170-1152	1-5/8"	23"	3-1/2"	1-15/16"	3/4"	15/16"	1-1/8"	7/8"
170-1154	1-11/16"	23"	3-1/2"	1-15/16"	3/4"	15/16"	1-1/8"	7/8"
170-1156	1-3/4"	25-1/2"	3-3/4"	2-1/16"	13/16"	1"	1-1/4"	1"
170-1158	1-13/16"	25-1/2"	3-3/4"	2-3/32"	13/16"	1"	1-1/4"	1"
170-1160	1-7/8"	28"	4-1/16"	2-3/16"	7/8"	1-1/16"	1-1/4"	1"
170-1164	2"	28"	4-1/16"	2-5/16"	7/8"	1-1/16"	1-1/4"	1"
170-1166	2-1/16"	28-1/4"	4-1/4"	2-11/16"	59/64"	1-7/32"	1-1/4"	1"
170-1168	2-1/8"	28-1/2"	4-1/4"	2-25/64"	59/64"	1-7/32"	1-1/4"	1"
170-1170	2-3/16"	28-3/4"	4-1/4"	2-27/64"	59/64"	1-7/32"	1-1/4"	1"
170-1172	2-1/4"	29"	4-1/4"	2-29/64"	59/64"	1-7/32"	1-1/4"	1"
170-1176	2-3/8"	29-1/4"	4-1/2"	2-15/32"	1"	1-9/16"	1-3/8"	1-1/8"
170-1180	2-1/2"	29-1/2"	4-1/2"	2-1/2"	1"	1-9/16"	1-3/8"	1-1/8"
170-1182	2-9/16"	29-3/4"	4-1/2"	2-1/2"	1"	1-9/16"	1-3/8"	1-1/8"
170-1184	2-5/8"	29-3/4"	4-3/4"	2-5/8"	1-1/32"	1-5/8"	1-3/8"	1-1/8"
170-1188	2-3/4"	29-3/4"	4-3/4"	2-3/4"	1-1/32"	1-5/8"	1-3/8"	1-1/8"

Meets or exceeds ASME B107.100



## Combination Wrenches (Cont.)

### 12 Pt. Flat Stem - Metric

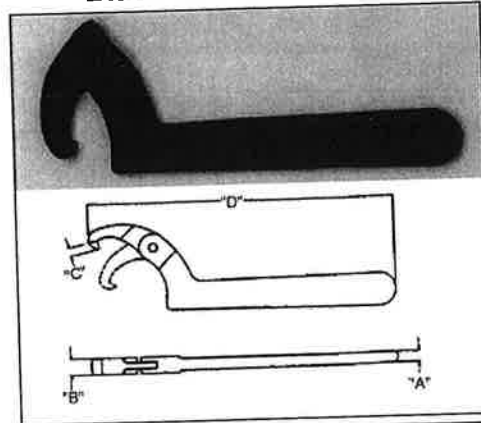


Part No	A Nom. Size	L	C	B	D	E
170-11-06mm	6mm	124.66	14.22	7.65	4.32	4.80
170-11-07mm	7mm	132.26	15.39	8.51	4.67	5.31
170-11-08mm	8mm	139.37	17.32	9.65	4.90	5.79
170-11-09mm	9mm	147.40	19.38	9.88	5.33	6.43
170-11-10mm	10mm	155.85	21.46	11.13	5.77	7.06
170-11-11mm	11mm	165.13	23.47	13.46	6.20	7.70
170-11-12mm	12mm	173.86	25.20	12.98	6.48	7.87
170-11-13mm	13mm	181.76	26.92	15.75	6.73	8.51
170-11-14mm	14mm	201.80	29.82	17.02	7.26	8.99
170-11-15mm	15mm	209.25	31.42	17.02	7.82	9.63
170-11-16mm	16mm	216.92	33.02	19.05	8.13	10.26
170-11-17mm	17mm	231.78	36.07	20.57	8.59	11.18
170-11-18mm	18mm	242.57	37.52	21.84	8.89	11.43
170-11-19mm	19mm	255.24	39.12	22.86	9.17	11.68
170-11-20mm	20mm	275.13	42.29	24.13	10.59	12.57
170-11-21mm	21mm	286.97	43.92	23.42	10.92	12.93
170-11-22mm	22mm	298.09	45.52	24.08	11.23	13.26
170-11-23mm	23mm	308.81	46.94	24.38	11.58	13.39
170-11-24mm	24mm	319.13	48.34	24.64	11.94	13.49
170-11-25mm	25mm	338.12	51.41	30.23	11.99	15.85
170-11-26mm	26mm	350.52	52.86	31.50	13.11	16.00
170-11-27mm	27mm	363.58	54.36	32.77	12.07	16.51
170-11-28mm	28mm	384.18	57.40	33.78	13.72	17.40
170-11-29mm	29mm	384.18	57.40	35.05	13.72	17.40
170-11-30mm	30mm	404.83	60.58	36.32	14.35	18.03
170-11-32mm	32mm	423.88	63.63	38.61	14.99	18.80

Meets or exceeds ASME B107.100

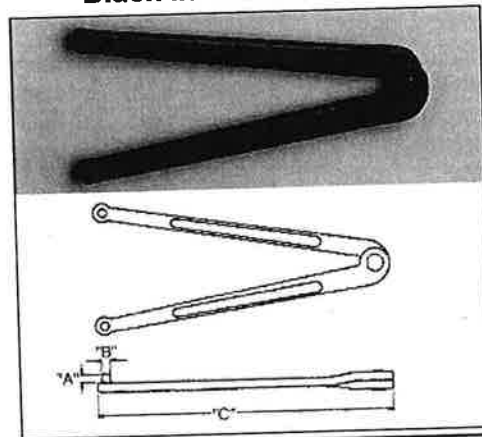
## Adjustable Spanner Wrenches

### Adjustable Hook Spanner - Black Industrial Finish



Part No	Nom. Size	A Thickness of Handle	B Thickness of Hook	C Depth of Hook	D Length
170-9630	3/4 to 2"	1/4"	11/32"	1/8"	6-3/8"
170-9631	1-1/4 to 3"	9/32"	13/32"	5/32"	8-1/8"
170-9632	2 to 4-3/4"	5/16"	15/32"	3/16"	11-3/8"
170-9633	4-1/2 to 6-1/4"	5/16"	15/32"	1/4"	12-1/8"
170-9634	6-1/8 to 8-3/4"	5/16"	15/32"	5/16"	13-3/4"

### Adjustable Face Spanner - Black Industrial Finish

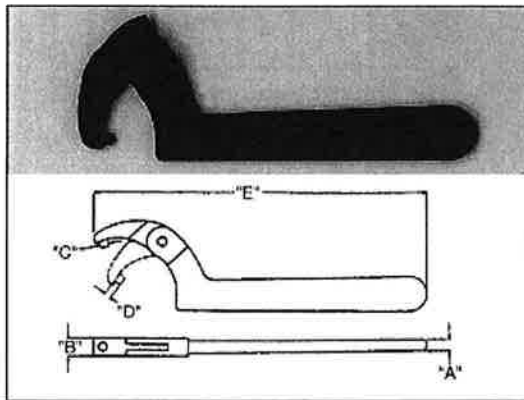


Part No	Extreme Capacity	A Length of Pin	B Dia. of Pin	C Overall Length
170-9636	2"	1/4"	3/16"	6-3/8"
170-9637	3"	1/4"	1/4"	8-1/4"
170-9638	4"	1/2"	5/16"	10-3/8"



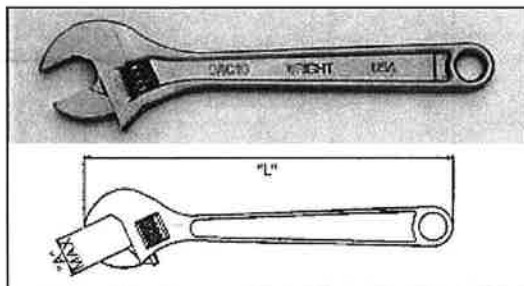
## Adjustable Spanner Wrenches (Cont.)

### Adjustable Pin Spanner - Black Industrial Finish



Part No	Capacity Range	Thickness Pin Size Overall			D Length	E Length
		A Handle	B Hook	C Dia.		
170-9640	3/4 to 2"	1/4"	11/32"	1/8"	1/8"	6-3/8"
170-9641	3/4 to 2"	1/4"	11/32"	3/16"	5/32"	6-3/8"
170-9642	1-1/4 to 3"	9/32"	13/32"	3/16"	3/16"	8-1/8"
170-9643	1-1/4 to 3"	9/32"	13/32"	1/4"	7/32"	8-1/8"
170-9644	2 to 4-3/4"	5/16"	15/32"	1/4"	1/4"	11-3/8"
170-9645	4-1/2 to 6-1/4"	5/16"	15/32"	3/8"	1/4"	12-1/8"

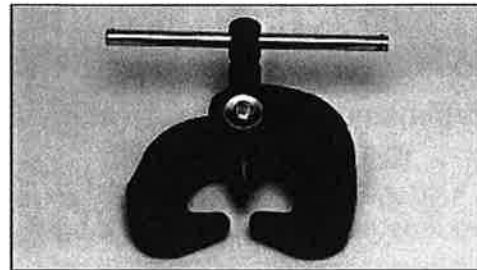
### Adjustable Wrenches Adjustable - Chrome Finish



Part No.	L Length	A Max Capacity
170-9AC04	4"	1/2"
170-9AC06	6"	15/16"
170-9AC08	8"	1-1/8"
170-9AC10	10"	1-3/8"
170-9AC12	12"	1-1/2"
170-9AC15	15"	1-11/16"
170-9AC18	18"	2-1/8"
170-9AC24	24"	2-17/32"

## Flange Jacks

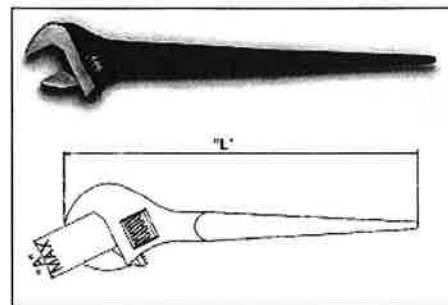
Easy-effect flange spreaders. Flanges are separated smoothly and evenly with no damage to flange faces. Sold in pairs.



Part No	Dia. Capacity - Standard Raised Face Flanges			
	125 Lbs. Cast Iron	150 Lbs. Steel	250 Lbs. Cast Iron	300 Lbs. Steel
170-9460	2 to 20"	2 to 20"	1 to 12"	3/4 to 12"
170-9461	16 to 48"	18 to 24"	12 to 30"	12 to 24"

## Construction - Structural Wrenches

### Adjustable Construction - Black Industrial Finish



Part No.	A Max.	L Length
170-9413	1-1/8"	10"
170-9414	1-19/32"	16"






## Construction - Structural Wrenches (Cont.)

### Construction Spud Ratchet - Black Industrial Finish


Features 1/2" drive and a heavy-duty round head. Requires only 4° arc swing for tight spots.



Part No	L Overall Length	No. of Teeth	A Head Dia.	Renewal Kit No.
170-4428	15"	45	1-5/8"	170-34491

### Construction Bull Pins

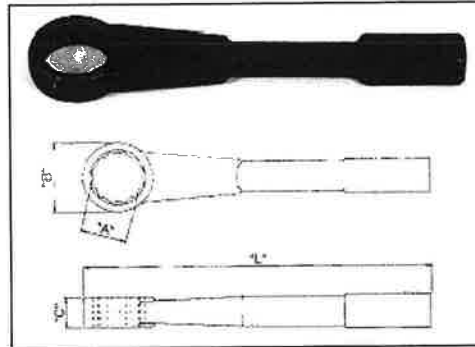
#### Broad Head Bull Pins



Part No	Top Diameter	Point Diameter	Length
170-9A649	1-1/16"	1/4"	10-3/8"
170-9A650	1-1/4"	5/16"	13-3/4"

## Striking Wrenches

### Straight Handle Striking Face Box 12 Pt. - Heavy Duty - Black Industrial Finish



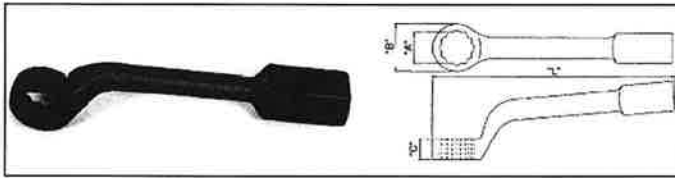
Part No	A Nom. Size	B Dia. of Head	C Thickness of Head	L Overall Length
170-1832	1"	1-25/32"	5/8"	9-1/8"
170-1834	1-1/16"	1-25/32"	5/8"	9-1/8"
170-1836	1-1/8"	1-25/32"	5/8"	9-7/8"
170-1838	1-3/16"	2"	3/4"	10-1/4"
170-1840	1-1/4"	2"	3/4"	10-1/4"
170-1842	1-5/16"	2"	3/4"	10-1/4"
170-1844	1-3/8"	2-17/64"	7/8"	10-9/16"
170-1846	1-7/16"	2-17/64"	7/8"	10-7/16"
170-1848	1-1/2"	2-17/64"	7/8"	10-7/16"
170-1852	1-5/8"	2-31/64"	1"	11"
170-1854	1-11/16"	2-31/64"	1"	11"
170-1856	1-3/4"	2-21/32"	1-1/8"	11-5/16"
170-1858	1-13/16"	2-21/32"	1-1/8"	11-5/16"
170-1860	1-7/8"	2-21/32"	1-1/8"	11-5/16"
170-1864	2"	3-1/32"	1-1/4"	11-11/16"
170-1866	2-1/16"	3-7/32"	1-1/4"	11-11/16"
170-1868	2-1/8"	3-9/32"	1-3/8"	12"
170-1870	2-3/16"	3-9/32"	1-3/8"	12"
170-1872	2-1/4"	3-13/32"	1-1/2"	12-3/8"
170-1874	2-5/16"	3-13/32"	1-1/2"	12-3/8"
170-1876	2-3/8"	3-13/32"	1-1/2"	12-3/8"
170-1880	2-1/2"	3-3/4"	1-3/8"	12-11/16"
170-1882	2-9/16"	3-3/4"	1-3/8"	12-11/16"
170-1884	2-5/8"	3-3/4"	1-5/8"	12-11/16"
170-1886	2-11/16"	4-11/64"	1-3/4"	13-1/16"
170-1888	2-3/4"	4-11/64"	1-3/4"	13-1/16"
170-1889	2-15/16"	4-23/64"	1-7/8"	13-7/16"
170-1889A	3"	4-31/64"	2"	13-13/16"
170-1890	3-1/8"	4-31/64"	2"	13-13/16"
170-1890A	3-3/8"	4-31/64"	2-1/4"	14-1/8"
170-1891	3-1/2"	4-31/64"	2-1/4"	14-1/8"
170-1891A	3-3/4"	5-25/64"	2-1/2"	14-1/2"
170-1892	3-7/8"	5-35/64"	2-1/2"	14-1/2"
170-1894	4-1/8"	6-1/2"	2-3/4"	16"
170-1895	4-1/4"	6-1/2"	2-3/4"	16"
170-1896	4-1/2"	7"	3"	18"
170-1897	4-5/8"	7"	3"	18"

Meets or exceeds ASME B107.59



## Striking Wrenches (Cont.)

### Offset Handle Striking Face Box 12 Pt. - Black Industrial Finish



Part No	A Nom. Size	B Dia. of Head	C Thickness of Head	L Overall Length
170-1932	1"	1-3/4"	13/16"	10-1/2"
170-1934	1-1/16"	1-3/4"	13/16"	10-1/2"
170-1936	1-1/8"	1-3/4"	13/16"	10-1/2"
170-1938	1-3/16"	2"	13/16"	11"
170-1940	1-1/4"	2"	29/32"	11"
170-1942	1-5/16"	2"	29/32"	11"
170-1946	1-7/16"	2-3/8"	1"	11-1/2"
170-1948	1-1/2"	2-3/8"	1"	11-1/2"
170-1952	1-5/8"	2-1/2"	1-1/16"	12"
170-1954	1-11/16"	2-1/2"	1-1/16"	12"
170-1956	1-3/4"	2-7/8"	1-1/8"	12-1/2"
170-1958	1-13/16"	2-7/8"	1-1/8"	12-1/2"
170-1960	1-7/8"	2-7/8"	1-1/8"	12-1/2"
170-1962	1-15/16"	3"	1-1/4"	13"
170-1964	2"	3"	1-1/4"	13"
170-1968	2-1/8"	3-1/2"	1-3/8"	13-1/2"
170-1970	2-3/16"	3-1/2"	1-3/8"	13-1/2"
170-1972	2-1/4"	3-1/2"	1-3/8"	13-1/2"
170-1974	2-5/16"	3-23/32"	1-1/2"	14"
170-1976	2-3/8"	3-23/32"	1-1/2"	14"
170-1980	2-1/2"	4-5/16"	1-3/4"	15-1/4"
170-1982	2-9/16"	4-5/16"	1-3/4"	15-1/4"
170-1984	2-5/8"	4-5/16"	1-3/4"	15-1/4"
170-1988	2-3/4"	4-5/16"	1-3/4"	15-1/4"
170-1992	2-7/8"	4-13/16"	1-7/8"	16"
170-1989	2-15/16"	4-13/16"	2"	16-1/2"
170-1996	3"	4-13/16"	2"	16-1/2"
170-1997	3-1/8"	4-13/16"	2"	16-1/2"
170-19108	3-3/8"	6-1/4"	2-3/8"	18"
170-19112	3-1/2"	6-1/4"	2-3/8"	18"
170-19120	3-3/4"	6-1/4"	2-3/8"	18"
170-19124	3-7/8"	6-1/4"	2-3/8"	18"
170-19132	4-1/8"	6-1/4"	2-3/8"	18"
170-19136	4-1/4"	6-1/4"	2-3/8"	18"

Meets or exceeds ASME B107.59

## 1/4" Drive Sets

### 23 Pieces - 6 Pt. Standard & Deep Socket Set No. 223

- Includes: **6 pt. standard sockets**, 5/32", 3/16", 7/32", 1/4", 9/32", 5/16", 11/32", 3/8", 7/16", 1/2"
- 6 pt. deep sockets**, 3/16", 1/4", 9/32", 5/16", 11/32", 3/8", 7/16", 1/2"
- Attachments**, ratchet, 2" extension, 6" extension, spinner, universal and 1 metal box



Part No.	Description	Std. Pkg.
170-223	23 Piece 6 Pt. Standard & Deep Socket Set No.223	1 Set

## 1/4" Drive Ratchets

- Wright ratchets are engineered to be both strong and compact. While 1/4" drive ratchets are generally used in low torque applications, Wright ratchets are actually at home in the world of high torque
- Compact design - standard head 25/32" - heavy duty head 1-5/64"
- Precision machined 45 tooth action - works in the tightest places. One-piece kit is easily removed for inspection and lubrication
- Contour handle for a comfortable grip



170-2426



170-2492

Part No.	Description	Std. Pkg.
170-2426	Ratchet - 45 teeth, 4-3/4" - Single Pawl, Swing arc 3/4"	1
170-2492*	Heavy Duty Ratchet - 45 Teeth, 5-1/4" Contour Handle (Head diameter only 1-5/64", Swing arc 1")	1

\* 2492 ratchet is a single pawl, heavy-duty, round head ratchet that is superior in strength and durability

Meets or exceeds ASME B107.110



## 1/4" Drive Ratchets (Cont.)

### Flex Head

- Head diameter only 25/32"
- Handle swings in 3/4" arc to get the next bite
- Works in the tightest places
- 45 teeth
- Seven place indexing flex head



170-2495

Part No.	Description	Std. Pkg.
170-2495	Ratchet - 45 teeth, 5-1/2", Swing arc 3/4" (Contour Grip) Single Pawl	1

Meets or exceeds ASME B107.110

## 1/4" Drive Handles & Attachments

### Flex Handle

- Like all Wright flex joints, the square is assembled with steel pin and tension washer
- Smoother friction in joint, eliminating binding
- Better chrome plating because parts are plated individually before assembly
- Eliminates rust
- Seven place indexing flex head



170-2435

Part No.	Description	Std. Pkg.
170-2435	Flex Handle - 5"	1

Meets or exceeds ASME B107.110

## 1/4" Drive Handles & Attachments (Cont.)

### Extensions



Part No.	Description	Std. Pkg.
170-2402	2" Extension	1
170-2404	4" Extension	1
170-2406	6" Extension	1
170-2410	10" Extension	1
170-2414	14" Extension	1

Meets or exceeds ASME B107.110

### Speeder



170-2445

Part No.	Description	Std. Pkg.
170-2445	Speeder 14-1/2" Long	1

Meets or exceeds ASME B107.110

## 3/8" Drive Sets

### 31 Pieces - 6 Pt. Standard & Deep Socket Set No. 339

- Includes: **6 pt. standard sockets**, 1/4", 5/16", 3/8", 7/16", 1/2", 9/16", 5/8", 11/16", 3/4", 13/16", 7/8", 15/16", 1"
- **6 pt. deep sockets**, 1/4", 5/16", 3/8", 7/16", 1/2", 9/16", 5/8", 11/16", 3/4", 13/16", 7/8", 15/16", 1"
- **Attachments**, ratchet, 3" extension, 5" extension, flex handle, universal and 1 metal box




Part No.	Description	Std. Pkg.
170-339	31 Piece 6 Pt. Standard & Deep Socket Set No. 339	1 Set



### 3/8" Drive Sets (Cont.)

#### 29 Pieces - 12 Pt. Standard & Deep Socket Set No. 340

- Includes: **12 pt. standard sockets**, 1/4", 5/16", 3/8", 7/16", 1/2", 9/16", 5/8", 11/16", 3/4", 13/16", 7/8", 15/16", 1"
- 12 pt. deep sockets**, 3/8", 7/16", 1/2", 9/16", 5/8", 11/16", 3/4", 13/16", 7/8", 15/16", 1"
- Attachments**, ratchet, 3" extension, 5" extension, flex handle, universal and 1 metal box



Part No.	Description	Std. Pkg.
170-340	29 Piece 12 Pt. Standard & Deep Socket Set No. 340	1 Set

#### 21 Pieces - 12 Pt. Standard & Deep Socket Set No. 338

- Includes: **12 pt. standard sockets**, 3/8", 7/16", 1/2", 9/16", 5/8", 11/16", 3/4", 13/16", 7/8"
- 12 pt. deep sockets**, 3/8", 7/16", 1/2", 9/16", 5/8", 11/16", 3/4", 13/16", 7/8"
- Attachments**, ratchet, 5" extension, flex handle and 1 metal box




Part No.	Description	Std. Pkg.
170-338	21 Piece 12 Pt. Standard & Deep Socket Set No. 338	1 Set

### 3/8" Drive Sets (Cont.)

#### 14 Pieces - 12 Pt. Standard Socket Set No. 334

- Includes: 3/8", 7/16", 1/2", 9/16", 5/8", 11/16", 3/4", 13/16", 7/8", ratchet, (knurled grip) 3" extension, 12" extension, flex handle, universal and 1 metal box



Part No.	Description	Std. Pkg.
170-334	14 Piece 12 Pt. Standard Socket Set No. 334	1 Set

#### 14 Pieces - 6 Pt. Standard Socket Set No. 335


- Includes: 3/8", 7/16", 1/2", 9/16", 5/8", 11/16", 3/4", 13/16", 7/8", ratchet, 3" extension, 5" extension, flex handle, universal and 1 metal box



Part No.	Description	Std. Pkg.
170-335	14 Piece 6 Pt. Standard Socket Set No. 335	1 Set

#### 13 Pieces - 6 Pt. Standard Socket Set No. 329

- Includes: 3/8", 7/16", 1/2", 9/16", 5/8", 11/16", 3/4", 13/16", 7/8", ratchet, 5" extension, flex handle, universal and 1 metal box



Part No.	Description	Std. Pkg.
170-329	13 Piece 6 Pt. Standard Socket Set No. 329	1 Set



## 3/8" Drive Sets (Cont.)

### 13 Pieces - 12 Pt. Standard Socket Set No. 330


- **Includes:** 3/8", 7/16", 1/2", 9/16", 5/8", 11/16", 3/4", 13/16", 7/8", ratchet, 5" extension, flex handle, universal and 1 metal box



Part No.	Description	Std. Pkg.
170-330	13 Piece 12 Pt. Standard Socket Set No. 330	1 Set

### 11 Pieces - 6 Pt. Standard Socket Set No. 327

- **Includes:** 3/8", 7/16", 1/2", 9/16", 5/8", 11/16", 3/4", 13/16", 7/8", ratchet, 5" extension, and 1 metal box



Part No.	Description	Std. Pkg.
170-327	11 Piece 6 Pt. Standard Socket Set No. 327	1 Set

## 3/8" Drive Sets (Cont.)

### 11 Pieces - 12 Pt. Standard Socket Set No. 328


- **Includes:** 3/8", 7/16", 1/2", 9/16", 5/8", 11/16", 3/4", 13/16", 7/8", ratchet, 5" extension and 1 metal box



Part No.	Description	Std. Pkg.
170-328	11 Piece 12 Pt. Standard Socket Set No. 328	1 Set

### 10 Pieces - 12 Pt. Standard Socket Set No. 378


- **Includes:** 5/16", 3/8", 7/16", 1/2", 9/16", 5/8", 11/16", 3/4", 13/16", 7/8", rail and 10 clips



Part No.	Description	Std. Pkg.
170-378	10 Piece 12 Pt. Standard Socket Set No. 378	1 Set

### 9 Pieces - 12 Pt. Deep Socket Set No. 300

- **Includes:** 3/8", 7/16", 1/2", 9/16", 5/8", 11/16", 3/4", 13/16", 7/8", rail and 9 clips




Part No.	Description	Std. Pkg.
170-300	9 Piece 12 Pt. Deep Socket Set No. 300	1 Set



### 3/8" Drive Sets (Cont.)

#### 11 Pieces - 8 Pt. Standard Socket Set No. 379

- **Includes:** 1/4", 5/16", 3/8", 7/16", 1/2", 9/16", 5/8", 11/16", 3/4", 13/16", 7/8", rail and 11 clips



Part No.	Description	Std. Pkg.
170-379	11 Piece 8 Pt. Standard Socket Set No. 379	1 Set

#### 7 Pieces - Hex Bit Socket Set No. 305

- **Includes:** 1/8", 5/32", 3/16", 7/32", 1/4", 5/16", 3/8" and 1 plastic box

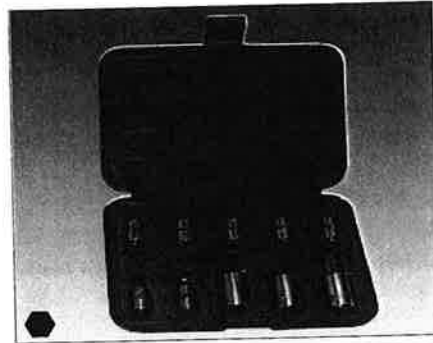


Part No.	Description	Std. Pkg.
170-305	7 Piece Hex Bit Socket Set No. 305	1 Set

### 3/8" Drive Sets (Cont.)

#### 10 Pieces - 3/8" & 1/2" Drive Hex Bit Socket Set No. 311

- **Includes:** 3/8" Drive Hex Bit Sockets, 1/8", 5/32", 3/16", 7/32", 1/4", 5/16", 3/8"  
1/2" Drive Hex Bit Sockets, 1/2", 9/16", 5/8" and 1 plastic box




Part No.	Description	Std. Pkg.
170-311	10 Piece 3/8" & 1/2" Drive Hex Bit Socket Set No. 311	1 Set

### 3/8" Drive Crowfoot Wrench Set

#### 10 Pieces - Crowfoot Wrench Set No. 700

- **Includes:** 3/8", 7/16", 1/2", 9/16", 5/8", 11/16", 3/4", 13/16", 7/8", 1", rail and 10 clips



Part No.	Description	Std. Pkg.
170-700	10 Piece Crowfoot Wrench Set No. 700	1 Set



## 3/8" Drive Metric Socket Set

27 Pieces - 6 Pt. Standard & Deep Metric Socket Set No. 377

- Includes: **6 pt. standard metric sockets**, 6mm, 7mm, 8mm, 9mm, 10mm, 11mm, 12mm, 13mm, 14mm, 15mm, 16mm, 17mm, 18mm, 19mm
- 6 pt. deep metric sockets**, 10mm, 11mm, 12mm, 13mm, 14mm, 15mm, 16mm, 17mm, 18mm, 19mm
- Attachments**, ratchet, 5" extension, flex handle and 1 metal box




Part No.	Description	Std. Pkg.
170-377	27 Piece 6 Pt. Standard & Deep Metric Socket Set No. 377	1 Set

## 3/8" Drive Impact Socket Set

8 Pieces - 6 Pt. Deep Impact Socket Set No. 314

- Includes: 5/16", 3/8", 7/16", 1/2", 9/16", 5/8", 11/16", 3/4", rail and 8 clips




Part No.	Description	Std. Pkg.
170-314	8 Piece 6 Pt. Deep Impact Socket Set No. 314	1 Set

## 3/8" Drive Ratchets

### Round & Pear Ratchets

- Round** - Our standard round head handles have 41 precision machined teeth. The double pawl kits used in all handles (Comfort Grip - Nitrile and Contour design steel) gives exceptionally long life. Allowing the 41 teeth to operate as an 82 tooth action and a 4-1/2° arc swing, while retaining the longer wearing characteristics of 41 teeth.



Part No.	Description	Length Overall
170-3425	Long Contour Handle-Double Pawl	10"

Swing Arc	No. of Teeth	Head Diameter	Renewal Kit No.
1-3/4"	41	1-1/4"	170-3491




Part No.	Description	Length Overall
170-3426	Knurled Grip-Double Pawl	7"

Swing Arc	No. of Teeth	Head Diameter	Renewal Kit No.
1-1/4"	41	1-1/4"	170-3491

## 3/8" Drive Handles

### Flex

Steel pin and tension washer construction for extra strength. No binding or locked joints.




Part No.	Description	Length
170-3435	Knurled Steel Handle	8-15/32"
170-3439	Contour Handle	10-3/4"

Meets or exceeds ASME B107.110



## 3/8" Drive Attachments Extensions



Part No.	Description	Std. Pkg.
170-3402	1-1/2"	6
170-3403	3"	6
170-3405	6"	6
170-3408	8"	6
170-3412	12"	6

Meets or exceeds ASME B107.110

## Adaptors

Permits interchange of handles, sockets, and drive tools from one size to another. Not replaced if square ends are twisted off.



170-3452




170-3454

Part No.	Description	Length
170-3452	3/8" F x 1/4" M	1-1/16"
170-3454	3/8" F x 1/2" M	1-3/8"

Meets or exceeds ASME B107.110

## Speeder



Part No.	Description	Std. Pkg.
170-3445	Speeder 14-1/2" Long	1

Meets or exceeds ASME B107.110

## 3/8" Drive Attachments (Cont.)

### Universal


Built-in spring tension for easy application to the nut. No binding or locked joints. No sharp corners.



Part No.	Description	Std. Pkg.
170-3475	Universal	6

Meets or exceeds ASME B107.110

### Impact Universal Joint



Part No.	Description	Overall Length
170-3800	Universal (Pin Lock)	2-7/16"

Meets or exceeds ASME B107.110

### Impact Extensions



Part No.	Description	Std. Pkg.
170-3903	3" Extension (Ball)	6
170-3906	6" Extension (Ball)	6
170-3908	12" Extension (Ball)	6

Meets or exceeds ASME B107.110





## 3/8" Drive Hex Sockets & Bits

### Hex Bit Sockets & Replacement Hex Bits




Part No	Nom. Size	Shape	L	Ds	Dd	L1	Bit Length
170-3204	1/8"	III	1-7/8"	19/32"	11/16"	13/16"	1-1/4"
170-3205	5/32"	III	1-7/8"	19/32"	11/16"	13/16"	1-1/4"
170-3206	3/16"	III	1-7/8"	19/32"	11/16"	13/16"	1-1/4"
170-3207	7/32"	III	1-7/8"	19/32"	11/16"	13/16"	1-1/4"
170-3208	1/4"	III	1-7/8"	19/32"	11/16"	13/16"	1-1/4"
170-3210	5/16"	III	1-7/8"	19/32"	11/16"	13/16"	1-1/4"
170-3212	3/8"	IV	1-7/8"	3/4"	—	13/16"	1-1/4"

Meets or exceeds ASME B107.100

## 1/2" Drive Sets

### 25 Pieces - 12 Pt. Standard Socket Set No. 424

- **Includes:** 3/8", 7/16", 1/2", 9/16", 19/32", 5/8", 21/32", 11/16", 3/4", 25/32", 13/16", 7/8", 15/16", 31/32", 1", 1-1/16", 1-1/8", 1-3/16", 1-1/4", ratchet 10-1/2", 2" extension, 5" extension, 10" extension, flex handle, universal and 1 metal box




Part No.	Description	Std. Pkg.
170-424	25 Piece 12 Pt. Standard Socket Set No. 424	1 Set

## 1/2" Drive Sets (Cont.)

### 24 Pieces - 12 Pt. Standard & Deep Socket Set No. 425


- **Includes:** **12 pt. standard sockets**, 7/16", 1/2", 9/16", 5/8", 11/16", 3/4", 13/16", 7/8", 15/16", 1", 1-1/16", 1-1/8", 1-1/4"
- 12 pt. deep sockets**, 1/2", 9/16", 5/8", 11/16", 3/4", 13/16", 7/8", 15/16"
- Attachments**, ratchet, 10" extension, flex handle and 1 metal box



Part No.	Description	Std. Pkg.
170-425	24 Piece 12 Pt. Standard & Deep Socket Set No. 425	1 Set

### 18 Pieces - 6 Pt. Standard Socket Set No. 423

- **Includes:** 3/8", 7/16", 1/2", 9/16", 5/8", 11/16", 3/4", 13/16", 7/8", 15/16", 1", 1-1/16", 1-1/8", 1-3/16", 1-1/4", ratchet, 10-1/2", 5" extension, flex handle, and 1 metal box




Part No.	Description	Std. Pkg.
170-423	18 Piece 6 Pt. Standard Socket Set No. 423	1 Set



## 1/2" Drive Sets (Cont.)

### 19 Pieces - 12 Pt. Standard Socket Set No. 422


- **Includes:** 3/8", 7/16", 1/2", 9/16", 5/8", 11/16", 3/4", 13/16", 7/8", 15/16", 1", 1-1/16", 1-1/8", 1-3/16", 1-1/4", ratchet, 5" extension, flex handle, universal and 1 metal box



Part No.	Description	Std. Pkg.
170-422	19 Piece 12 Pt. Standard Socket Set No. 422	1 Set

### 12 Pieces - 12 Pt. Standard Socket Set No. 418

- **Includes:** 7/16", 1/2", 9/16", 5/8", 11/16", 3/4", 13/16", 7/8", 15/16", 1", ratchet, 5" extension and 1 metal box



Part No.	Description	Std. Pkg.
170-418	12 Piece 12 Pt. Standard Socket Set No. 418	1 Set

## 1/2" Drive Sets (Cont.)

### 7 Pieces - Hex Bit Socket Set No. 405

- **Includes:** 1/4", 5/16", 3/8", 7/16", 1/2", 9/16", 5/8" and 1 plastic box




Part No.	Description	Std. Pkg.
170-405	7 Piece Hex Bit Socket Set No. 405	1 Set

## 1/2" Drive Metric Socket Sets

### 22 Pieces - 12 Pt. Standard Metric Socket Set No. 472

- **Includes:** 9mm, 10mm, 11mm, 12mm, 13mm, 14mm, 15mm, 16mm, 17mm, 18mm, 19mm, 20mm, 21mm, 22mm, 23mm, 24mm, 25mm, 26mm, 30mm, 32mm, ratchet, 5" extension and 1 metal box




Part No.	Description	Std. Pkg.
170-472	22 Piece 12 Pt. Standard Metric Socket Set No. 472	1 Set



### 1/2" Drive Metric Socket Sets (Cont.)

#### 18 Pieces - 12 Pt. Standard Metric Socket Set No. 469


- **Includes:** 12mm, 13mm, 14mm, 15mm, 16mm, 17mm, 18mm, 19mm, 20mm, 21mm, 22mm, 23mm, 24mm, 25mm, 26mm, 27mm, 30mm, 32mm, rails and 18 clips



Part No.	Description	Std. Pkg.
170-469	18 Piece 12 Pt. Standard Metric Socket Set No. 469	1 Set

#### 6 Pieces - Hex Bit Socket Set No. 453

- **Includes:** 6mm, 8mm, 10mm, 12mm, 14mm, 17mm and 1 plastic box




Part No.	Description	Std. Pkg.
170-453	6 Piece Hex Bit Socket Set No. 453	1 Set

### 1/2" Drive Impact Socket Sets

#### 7 Pieces - 6 Pt. Standard Impact Socket Set No. 408


- **Includes:** 7/16", 1/2", 9/16", 5/8", 11/16", 3/4", 13/16", rail and 7 clips



Part No.	Description	Std. Pkg.
170-408	7 Piece 6 Pt. Standard Impact Socket Set No. 408	1 Set

#### 11 Pieces - 6 Pt. Standard Impact Socket Set No. 411


- **Includes:** 7/16", 1/2", 9/16", 5/8", 11/16", 3/4", 13/16", 7/8", 15/16", 1", 1-1/16", rail and 11 clips



Part No.	Description	Std. Pkg.
170-411	11 Piece 6 Pt. Standard Impact Socket Set No. 411	1 Set

#### 13 Pieces - 6 Pt. Standard Impact Socket Set No. 415

- **Includes:** 7/16", 1/2", 9/16", 5/8", 11/16", 3/4", 13/16", 7/8", 15/16", 1", 1-1/16", 1-1/8", 1-1/4", rails and 13 clips




Part No.	Description	Std. Pkg.
170-415	13 Piece 6 Pt. Standard Impact Socket Set No. 415	1 Set



## 1/2" Drive Impact Socket Sets (Cont.)

### 14 Pieces - 6 Pt. Deep Impact Socket Set No. 407


- **Includes:** 3/8", 7/16", 1/2", 9/16", 5/8", 11/16", 3/4", 13/16", 7/8", 15/16", 1", 1-1/16", 1-1/8", 1-1/4", rails and 14 clips



Part No.	Description	Std. Pkg.
170-407	14 Piece 6 Pt. Deep Impact Socket Set No. 407	1 Set

### 11 Pieces - 6 Pt. Deep Impact Socket Set No. 412

- **Includes:** 3/8", 7/16", 1/2", 9/16", 5/8", 11/16", 3/4", 13/16", 7/8", 15/16", 1", rail and 11 clips



Part No.	Description	Std. Pkg.
170-412	11 Piece 6 Pt. Deep Impact Socket Set No. 412	1 Set

## 1/2" Drive Ratchets & Renewal Kits


### Round & Pear Ratchets

- Wright Tool 1/2" drive ratchets are the workhorses of the industry. Compact round and pear shaped heads, short handle arc swings, easily changed kits, choice of handle style and problem solving designs. The ratchets are engineered to balance within normal range of sockets to minimize the "nose heavy feeling."
- Round-head ratchets are 45 tooth design. Single pawl delivers 8° arc, double pawl gives 90 tooth action on 4-1/2° of arc. Pear shaped ratchets are so compact they are the same head size as most 3/8" drive ratchets. This drop-forged unit is strong and versatile enough to be used as a scaffold hammer. It is highly favored in high dirt situations because it is so easily cleaned.



170-4400

Part No.	Description	Length Overall	
170-4400	Nitrile Comfort Grip-Double Pawl	10-1/2"	
Swing Arc	No. of Teeth	Head Diameter	Renewal Kit No.
1-1/4"	45	1-5/8"	170-4491



170-4425

Part No.	Description	Length Overall	
170-4425	Long Knurled Grip-Double Pawl	15"	
Swing Arc	No. of Teeth	Head Diameter	Renewal Kit No.
2"	45	1-5/8"	170-4491



170-4426

Part No.	Description	Length Overall	
170-4426	Knurled Grip-Double Pawl	10-1/4"	
Swing Arc	No. of Teeth	Head Diameter	Renewal Kit No.
1-1/4"	45	1-5/8"	170-4491



170-4427

Part No.	Description	Length Overall	
170-4427	Flex Head Knurled Grip-Double Pawl	12-1/4"	
Swing Arc	No. of Teeth	Head Diameter	Renewal Kit No.
1-1/4"	45	1-5/8"	170-4491





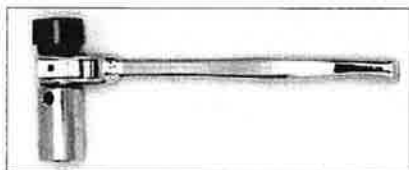
## 1/2" Drive Ratchets & Renewal Kits (Cont.)

### Round & Pear Ratchets (Cont.)



170-4480

Part No.	Description	Length Overall
170-4480	Open Head, Pear Shape-Single Pawl	10-1/2"
Swing Arc	No. of Teeth	Head Diameter
3-1/4"	30	1-5/16"
Renewal Kit No.	170-4481	



170-4482

Part No.	Description	Length Overall
170-4482	Pear Head, Contour Handle Scaffold Wrench, Soft Face Hammer Head/Special 7/8" Socket-Single Pawl	10-1/2"
Swing Arc	No. of Teeth	Head Diameter
3-1/4"	30	1-5/16"
Renewal Kit No.	N/A	



170-4490

Part No.	Description	Length Overall
170-4490	Contour Grip-Double Pawl	11"
Swing Arc	No. of Teeth	Head Diameter
1-1/4"	45	1-5/8"
Renewal Kit No.	170-4491	



170-4494

Part No.	Description	Length Overall
170-4494	Long Contour Grip-Double Pawl	15"
Swing Arc	No. of Teeth	Head Diameter
2"	45	1-5/8"
Renewal Kit No.	170-4491	

## 1/2" Drive Ratchets & Renewal Kits (Cont.)

### Spud Ratchets



170-4428

Part No.	Description	Length Overall
170-4428	Construction Spud Ratchet, Black, 1/2" Sq. Drive, Heavy Duty Round Head-Double Pawl	15"
Swing Arc	No. of Teeth	Head Diameter
2"	45	1-5/8"
Renewal Kit No.	170-34491	

## 1/2" Drive Handles

### Flex Handles

Steel pin and tension washer construction for extra strength. No binding or locked joints.

- With swivel blocks at both ends, our Twin Flex wrench handle accommodates two different sizes of types of attachments
- This makes it easy to customize for special situations that require more than one tool
- Adding various combinations of sockets or crowfoot wrench ends lets you use the Twin Flex as a flare nut wrench, breaker bar, crank or speed handle




170-4434



170-4435



170-4437



170-4438



170-4439

Part No.	Description	Overall Length
170-4434	Knurled Steel Handle	24"
170-4435	Knurled Steel Handle	18"
170-4437	Knurled Steel Handle	10-5/8"
170-4438	Nitrile Handle	18"
170-4439	Contour Handle	16-9/16"


Meets or exceeds ASME B107.110



## 1/2" Drive Attachments

### Sliding T


Head held in place by friction ball so it can slide to ends of bar with no overhang. Works in tighter places.



Part No.	Description	Std. Pkg.
170-4443	10-11/16"	1

Meets or exceeds ASME B107.110

### Speeder



Part No.	Description	Std. Pkg.
170-4445	Speeder 16-3/4" Long	1

Meets or exceeds ASME B107.110

### Extensions

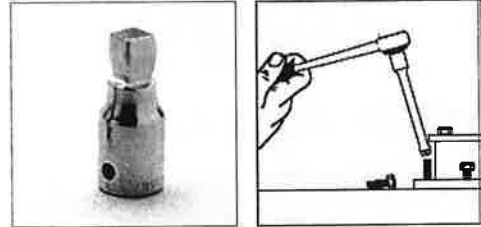


Part No.	Description	Std. Pkg.
170-4402	1-1/2"	1
170-4405	5"	1
170-4410	10"	1
170-4420	20"	1

Meets or exceeds ASME B107.110

## 1/2" Drive Attachments (Cont.)

### Wobble Extension




Part No.	Description	Std. Pkg.
170-4409	2"	1

Meets or exceeds ASME B107.110

### Adaptor

For interchanges of sockets and attachments from one drive size to another.



Part No.	Description	Length
170-4453	1/2" F x 3/8" M	1-1/2"

Meets or exceeds ASME B107.110

### Universal

Built-in spring tension for easy application to the nut. No binding or locked joints. No sharp corners.



Part No.	Description	Std. Pkg.
170-4475	Universal	1

Meets or exceeds ASME B107.110



## 1/2" Drive Attachments (Cont.)


### Impact Universal Joint



Part No.	Description	Overall Length
170-4800	Universal (Pin Lock)	2-11/16"

Meets or exceeds ASME B107.110

### Impact Adaptors



Part No.	Description	Length
170-4900	1/2" F x 3/8" M (Ball Lock)	1-1/2"
170-4902	1/2" F x 3/4" M (Ball Lock)	2"

Guarantee does not apply

Meets or exceeds ASME B107.110

### Impact Extensions



Part No.	Description	Std. Pkg.
170-4903	2" Pin Lock	1
170-4905	5" Pin Lock	1
170-4909	10" Pin Lock	1

Meets or exceeds ASME B107.110

## 1/2" Drive Sockets

### 6 Pt. Standard Sockets



Part No.	Nom. Size	Shape	L	Ds	Dd	Bd
170-4012	3/8"	I	1-1/2"	39/64"	7/8"	5/32"
170-4014	7/16"	I	1-1/2"	43/64"	7/8"	7/32"
170-4016	1/2"	I	1-1/2"	47/64"	7/8"	7/64"
170-4018	9/16"	I	1-1/2"	13/16"	7/8"	21/64"
170-4020	5/8"	II	1-1/2"	7/8"	-	21/64"
170-4022	11/16"	II	1-1/2"	63/64"	-	49/64"
170-4024	3/4"	II	1-1/2"	1-1/16"	-	3/4"
170-4026	13/16"	II	1-19/16"	1-1/8"	-	13/16"
170-4028	7/8"	II	1-5/8"	1-3/16"	-	55/64"
170-4030	15/16"	II	1-5/8"	1-9/32"	-	27/32"
170-4032	1"	II	1-11/16"	1-23/64"	-	7/8"
170-4034	1-1/6"	III	1-3/4"	1-7/16"	1-7/64"	29/32"
170-4036	1-1/8"	III	1-13/16"	1-1/2"	1-7/64"	15/16"
170-4038	1-3/16"	III	1-7/8"	1-19/32"	1-7/64"	63/64"
170-4040	1-1/4"	III	1-59/64"	1-21/32"	1-7/64"	1"
170-4042	1-5/16"	III	1-61/64"	1-13/16"	1-7/64"	1-1/64"
170-4044	1-3/8"	III	2"	1-7/8"	1-1/4"	1-3/64"
170-4046	1-7/16"	III	2-1/16"	1-61/64"	1-1/4"	1-3/32"
170-4048	1-1/2"	III	2-1/8"	2-1/64"	1-1/4"	1-1/8"

Meets or exceeds ASME B107.110



## 1/2" Drive Sockets (Cont.)

### 6 Pt. Deep Sockets



Part No.	Nom. Size	Shape	L	Ds	Dd	Bd
170-4512	3/8"	I	3-3/64"	39/64"	13/16"	5/32"
170-4514	7/16"	I	3-3/64"	11/16"	13/16"	7/32"
170-4516	1/2"	I	3-3/64"	47/64"	7/8"	17/64"
170-4518	9/16"	I	3-3/64"	13/16"	7/8"	21/64"
170-4520	5/8"	I	3-3/64"	7/8"	-	3/8"
170-4522	11/16"	II	3-3/64"	63/64"	-	2-11/32"
170-4524	3/4"	II	3-3/64"	1-1/16"	-	2-21/64"
170-4526	13/16"	II	3-3/64"	1-1/8"	-	2-19/64"
170-4528	7/8"	II	3-3/64"	1-3/16"	-	2-9/32"
170-4530	15/16"	II	3-3/64"	1-9/32"	-	2-17/64"
170-4532	1"	III	3-3/64"	1-23/64"	-	2-1/4"
170-4534	1-1/6"	III	3-3/64"	1-7/16"	1-7/64"	2-13/64"
170-4536	1-1/8"	III	3-3/64"	1-1/2"	1-7/64"	2-11/64"
170-4540	1-1/4"	III	3-3/64"	1-21/32"	1-7/64"	2-1/8"
170-4542	1-5/16"	III	3-3/64"	1-13/16"	1-7/64"	2-7/64"
170-4544	1-3/8"	III	3-3/64"	1-7/8"	1-1/4"	2-3/32"
170-4546	1-7/16"	III	3-3/64"	1-61/64"	1-1/4"	2-1/16"
170-4548	1-1/2"	III	3-3/64"	2-1/64"	1-1/4"	2-3/64"

Meets or exceeds ASME B107.110

Wright Drive<sup>®</sup> 6 pt. and 12 pt. design sockets and combination wrenches give ten times more fastener contact area than conventional designs.

## 1/2" Drive Sockets (Cont.)

### 6 Pt. Spark Plug Holding Sockets



Part No.	Nom. Size	Shape	L	Ds	Dd	Bd
170-4590	5/8" Spark Plug Holding	III	2-1/2"	7/8"	-	3/16"
170-4596	13-16" Spark Plug Holding	III	2-5/8"	1-1/16"	7/8" Hex	1/4"
170-4598	7/8" Spark Plug Holding	III	2-5/8"	1-3/16"	7/8" Hex	5/32"

Meets or exceeds ASME B107.110

## 8 Pt. Standard Sockets



Part No.	Nom. Size	Shape	L	Ds	Dd	Bd
170-4312	3/8"	I	1-7/16"	47/64"	13/16"	5/32"
170-4314	7/16"	II	1-7/16"	13/16"	-	7/32"
170-4316	1/2"	II	1-7/16"	7/8"	-	17/64"
170-4318	9/16"	II	1-7/16"	31/32"	-	47/64"
170-4320	5/8"	II	1-7/16"	1-1/16"	-	23/32"
170-4322	11/16"	II	1-7/16"	1-3/16"	-	11/16"
170-4324	3/4"	II	1-15/32"	1-1/4"	-	11/16"
170-4326	13/16"	II	1-9/16"	1-5/16"	-	49/64"
170-4328	7/8"	III	1-3/4"	1-13/32"	1-7/64"	7/8"
170-4330	15/16"	III	1-7/8"	1-37/64"	1-7/64"	31/32"
170-4332	1"	III	1-15/16"	1-11/16"	1-7/64"	1"
170-4334	1-1/6"	III	1-15/16"	1-3/4"	1-7/64"	63/64"
170-4336	1-1/8"	III	2"	1-53/64"	1-1/4"	1-1/64"
170-4340	1-1/4"	III	2-1/8"	1-61/64"	1-1/4"	1-3/32"

Meets or exceeds ASME B107.110





## 1/2" Drive Sockets (Cont.)

### 12 Pt. Standard Sockets



Part No.	Nom. Size	Shape	L	Ds	Dd	Bd
170-4112	3/8"	I	1-1/2"	39/64"	7/8"	5/32"
170-4114	7/16"	I	1-1/2"	43/64"	7/8"	7/32"
170-4116	1/2"	I	1-1/2"	47/64"	7/8"	17/64"
170-4118	9/16"	I	1-1/2"	13/16"	7/8"	21/64"
170-4119	19/32"	II	1-1/2"	55/64"	-	23/64"
170-4120	5/8"	II	1-1/2"	7/8"	-	3/8"
170-4121	21-32"	II	1-1/2"	15/16"	-	3/8"
170-4122	11/16"	II	1-1/2"	63/64"	-	49/64"
170-4124	3/4"	II	1-1/2"	1-1/16"	-	3/4"
170-4125	25/32"	II	1-1/2"	1-7/64"	-	49/64"
170-4126	13/16"	II	1-9/16"	1-1/8"	-	13/16"
170-4128	7/8"	II	1-5/8"	1-3/16"	-	55/64"
170-4129	29/32"	II	1-5/8"	1-7/32"	-	27/32"
170-4130	15/16"	II	1-5/8"	1-9/32"	-	27/32"
170-4131	31/32"	II	1-21/32"	1-19/64"	-	55/64"
170-4132	1"	II	1-21/32"	1-23/64"	-	27/32"
170-4134	1-1/16"	III	1-3/4"	1-7/16"	1-7/64"	29/32"
170-4136	1-1/8"	III	1-13/16"	1-1/2"	1-7/64"	15/16"
170-4138	1-3/16"	III	1-7/8"	1-19/32"	1-7/64"	63/64"
170-4140	1-1/4"	III	1-59/64"	1-21/32"	1-7/64"	1"
170-4142	1-5/16"	III	1-31/32"	1-13/16"	1-7/64"	1-1/64"
170-4144	1-3/8"	III	2"	1-7/8"	1-1/4"	1-3/64"
170-4146	1-7/16"	III	2-1/16"	1-61/64"	1-1/4"	1-3/32"
170-4148	1-1/2"	III	2-1/8"	2"	1-1/4"	1-1/8"

Meets or exceeds ASME B107.110

## 1/2" Drive Sockets (Cont.)

### 12 Pt. Standard Metric Sockets



Part No.	Nom. Size	Shape	L	Ds	Dd	Bd
170-41-09mm	9mm	I	38.10	14.99	20.64	5.55
170-41-10mm	10mm	I	38.10	15.45	20.64	5.95
170-41-11mm	11mm	I	38.10	17.40	20.64	7.14
170-41-12mm	12mm	I	38.10	18.16	20.64	7.94
170-41-13mm	13mm	I	38.10	19.05	20.64	7.94
170-41-14mm	14mm	I	38.10	20.45	21.97	8.73
170-41-15mm	15mm	II	38.10	21.72	-	8.73
170-41-16mm	16mm	II	38.10	23.10	-	9.53
170-41-17mm	17mm	II	38.10	24.30	-	19.02
170-41-18mm	18mm	II	38.10	25.40	-	19.05
170-41-19mm	19mm	II	38.10	26.99	-	18.69
170-41-20mm	20mm	II	38.10	27.78	-	19.60
170-41-21mm	21mm	II	39.69	28.97	-	20.87
170-41-22mm	22mm	II	41.28	30.18	-	22.11
170-41-23mm	23mm	II	41.28	31.17	-	21.77
170-41-24mm	24mm	II	41.28	32.69	-	21.44
170-41-25mm	25mm	II	42.86	33.34	-	22.71
170-41-26mm	26mm	III	44.45	34.93	28.10	23.31
170-41-27mm	27mm	III	44.45	36.53	28.10	22.98
170-41-28mm	28mm	III	46.04	36.73	28.10	24.22
170-41-29mm	29mm	III	46.04	38.10	28.10	23.89
170-41-30mm	30mm	III	47.63	40.46	28.10	25.16
170-41-32mm	32mm	III	48.81	42.07	28.10	25.68
170-41-36mm	36mm	III	50.80	49.61	31.75	26.33

Meets or exceeds ASME B107.110



## 1/2" Drive Sockets (Cont.)

### 12 Pt. Deep Sockets



Part No.	Nom. Size	Shape	L	Ds	Dd	Bd
170-4612	3/8"	I	3-3/64"	39/64"	13/16"	37/64"
170-4614	7/16"	I	3-3/64"	11/16"	13/16"	23/32"
170-4616	1/2"	I	3-3/64"	47/64"	7/8"	17/64"
170-4618	9/16"	I	3-3/64"	13/16"	7/8"	21/64"
170-4620	5/8"	II	3-3/64"	7/8"	-	3/8"
170-4622	11/16"	II	3-3/64"	63/64"	-	2-11/32"
170-4624	3/4"	II	3-3/64"	1-1/16"	-	2-21/64"
170-4626	13/16"	II	3-3/64"	1-1/8"	-	2-19/64"
170-4628	7/8"	II	3-3/64"	1-3/16"	-	2-9/32"
170-4630	15/16"	II	3-3/64"	1-9/32"	-	2-17/64"
170-4632	1"	III	3-3/64"	1-23/64"	-	2-1/4"
170-4634	1-1/16"	III	3-3/64"	1-7/16"	1-7/64"	2-13/64"
170-4636	1-1/8"	III	3-3/64"	1-1/2"	1-7/64"	2-11/64"
170-4638	1-3/16"	III	3-3/64"	1-19/32"	1-7/64"	2-5/32"
170-4640	1-1/4"	III	3-3/64"	1-21/32"	1-7/64"	2-1/8"
170-4642	1-5/16"	III	3-3/64"	1-13/16"	1-7/64"	2-7/64"
170-4644	1-3/8"	III	3-3/64"	1-7/8"	1-1/4"	2-3/32"
170-4646	1-7/16"	III	3-3/64"	1-61/64"	1-1/4"	2-1/16"
170-4648	1-1/2"	III	3-3/64"	2-1/64"	1-1/4"	2-3/64"

Meets or exceeds ASME B107.110

## 1/2" Drive Sockets (Cont.)

### 12 Pt. Deep Metric Sockets



Part No.	Nom. Size	Shape	L	Ds	Dd	Bd
170-46-09mm	9mm	I	82.55	15.08	20.64	3.97
170-46-10mm	10mm	I	82.55	15.48	20.64	4.76
170-46-11mm	11mm	I	82.55	17.53	20.64	5.55
170-46-12mm	12mm	I	82.55	18.64	20.64	6.35
170-46-13mm	13mm	I	82.55	18.67	21.97	6.75
170-46-14mm	14mm	I	82.55	20.32	21.97	8.33
170-46-15mm	15mm	II	82.55	21.97	-	8.33
170-46-16mm	16mm	II	82.55	23.11	-	9.53
170-46-17mm	17mm	II	82.55	24.21	-	59.84
170-46-18mm	18mm	II	82.55	25.40	-	59.51
170-46-19mm	19mm	II	82.55	26.99	-	59.13
170-46-20mm	20mm	II	82.55	27.78	-	64.05
170-46-21mm	21mm	II	82.55	28.58	-	63.72
170-46-22mm	22mm	II	82.55	30.16	-	63.38
170-46-24mm	24mm	II	82.55	32.67	-	62.72
170-46-25mm	25mm	III	82.55	33.34	28.10	61.11
170-46-26mm	26mm	III	82.55	33.93	28.10	61.41

Meets or exceeds ASME B107.110



## 1/2" Drive Impact Sockets

### 6 Pt. Standard Impact Sockets




Part No.	Nom. Size	Shape	L	Ds	Dd	Bd
170-4812	3/8"	I	1-15/32"	21/32"	15/16"	5/32"
170-4814	7/16"	I	1-15/32"	23/32"	15/16"	7/32"
170-4816	1/2"	I	1-15/32"	51/64"	15/16"	7/64"
170-4818	9/16"	I	1-15/32"	7/8"	15/16"	21/64"
170-4820	5/8"	II	1-15/32"	1"	-	21/64"
170-4822	11/16"	II	1-15/32"	1-1/16"	-	49/64"
170-4824	3/4"	II	1-1/2"	1-5/32"	-	25/32"
170-4826	13/16"	II	1-9/16"	1-15/64"	-	53/64"
170-4828	7/8"	II	1-5/8"	1-5/16"	-	55/64"
170-4830	15/16"	II	1-11/16"	1-25/64"	-	29/32"
170-4832	1"	II	1-23/32"	1-7/16"	-	59/64"
170-4834	1-1/16"	III	1-3/4"	1-1/2"	1-3/8"	29/32"
170-4836	1-1/8"	III	1-13/16"	1-5/8"	1-3/8"	15/16"
170-4838	1-3/16"	III	1-7/8"	1-11/16"	1-3/8"	63/64"
170-4840	1-1/4"	III	1-15/16"	1-3/4"	1-3/8"	1-1/32"
170-4842	1-5/16"	III	2"	2-1/64"	1-3/8"	1-1/16"
170-4844	1-3/8"	III	2-1/16"	2-1/16"	1-17/32"	1-1/8"
170-4846	1-7/16"	III	2-1/8"	2-5/32"	1-17/32"	1-5/32"
170-4848	1-1/2"	III	2-3/16"	2-15/64"	1-17/32"	1-3/16"

Meets or exceeds ASME B107.110

## 1/2" Drive Impact Sockets (Cont.)

### 6 Pt. Deep Impact Sockets



Part No.	Nom. Size	Shape	L	Ds	Dd	Bd
170-4912	3/8"	I	3-1/4"	21/32"	15/16"	5/32"
170-4914	7/16"	I	3-1/4"	23/32"	15/16"	7/32"
170-4916	1/2"	I	3-1/4"	51/64"	15/16"	17/64"
170-4918	9/16"	I	3-1/4"	7/8"	31/32"	21/64"
170-4920	5/8"	II	3-1/4"	1"	-	3/8"
170-4922	11/16"	II	3-1/4"	1-1/16"	-	2-35/64"
170-4924	3/4"	II	3-1/4"	1-5/32"	-	2-17/32"
170-4926	13/16"	II	3-1/4"	1-15/64"	-	2-1/2"
170-4928	7/8"	II	3-1/4"	1-5/16"	-	2-3/4"
170-4930	15/16"	II	3-1/4"	1-3/8"	-	2-27/32"
170-4932	1"	II	3-1/2"	1-7/16"	-	2-45/64"
170-4934	1-1/16"	III	3-1/2"	1-1/2"	1-3/8"	2-21/32"
170-4936	1-1/8"	III	3-1/2"	1-5/8"	1-3/8"	2-5/8"
170-4938*	1-3/16"	III	3-1/2"	1-3/4"	1-3/8"	2-19/32"
170-4940	1-1/4"	III	3-1/2"	1-3/4"	1-3/8"	2-19/32"
170-4942	1-5/16"	III	3-5/8"	2-1/64"	1-3/8"	2-9/16"
170-4944	1-3/8"	III	3-5/8"	2-1/16"	1-17/32"	2-35/64"
170-4946	1-7/16"	III	3-5/8"	2-5/32"	1-17/32"	2-17/32"
170-4948	1-1/2"	III	3-5/8"	2-15/64"	1-17/32"	2-1/2"

\* Not recommended for Dayton wheel use

Meets or exceeds ASME B107.110



## 1/2" Drive Sockets

### Hex Bit Sockets



Part No.	Nom. Size	Shape	L	Ds	Dd	L1
170-4208	1/4"	III	2-7/32"	21/32"	15/16"	11/16"
170-4210	5/16"	III	2-7/32"	43/64"	15/16"	11/16"
170-4212	3/8"	III	2-7/16"	45/64"	15/16"	15/16"
170-4214	7/16"	III	2-7/16"	3/4"	15/16"	15/16"
170-4216	1/2"	IV	2-7/16"	15/16"	-	15/16"
170-4218	9/16"	IV	2-7/16"	1-1/32"	-	15/16"
170-4220	5/8"	IV	2-7/16"	1-1/32"	-	15/16"

Meets or exceeds ASME B107.110

## 3/4" Drive Socket Sets

### 31 Pieces - 12 Pt. Standard Socket Set No. 631

• **Includes:** 7/8", 15/16", 1", 1-1/16", 1-1/8", 1-3/16", 1-1/4", 1-5/16", 1-3/8", 1-7/16", 1-1/2", 1-9/16", 1-5/8", 1-11/16", 1-3/4", 1-13/16", 1-7/8", 2", 2-1/16", 2-1/8", 2-3/16", 2-1/4", 2-3/8", ratchet, 3-1/2" extension, 8" extension, 16" extension, flex handle, bull bar, sliding T, universal and 1 metal box




Part No.	Description	Std. Pkg.
170-631	31 Piece 12 Pt. Standard Socket Set No. 631	1 Set

## 3/4" Drive Socket Sets (Cont.)

### 19 Pieces - 12 Pt. Standard Socket Set No. 618

• **Includes:** 7/8", 15/16", 1", 1-1/16", 1-1/8", 1-1/4", 1-5/16", 1-3/8", 1-7/16", 1-1/2", 1-5/8", 1-11/16", 1-3/4", 1-13/16", 1-7/8", 2", ratchet, 8" extension, flex handle, and 1 metal box



Part No.	Description	Std. Pkg.
170-618	19 Piece 12 Pt. Standard Socket Set No. 618	1 Set

## 3/4" Drive Ratchets & Handles

### Ratchets

Drop forged, one-piece handle. Handle design allows operator to "feel" the fastener. Precision machined 45 tooth head gives long life and short arc swing. Kit is easily removed for cleaning or replacement.



170-6400



170-6425


Part No.	Description	Overall Length
170-6400	Knurled Steel Handle	24"
170-6425	Long Black Knurled Steel Handle	42"

Meets or exceeds ASME B107.110



## 3/4" Drive Attachments

### Extensions



Part No.	Description	Std. Pkg.
170-6403	3-1/2"	1
170-6408	8"	1
170-6416	16"	1

Meets or exceeds ASME B107.110

### Flex Handles

Steel pin and tension washer construction for added strength. No binding or locked joint.




Part No.	Description	Overall Length
170-6435	Knurled Steel Handle	22"

Meets or exceeds ASME B107.110

### Bull Bar

2-set screw locking position head - knurled grip 24" length. Extra strength for heavy-duty applications.



Part No.	Description	Std. Pkg.
170-6440	24"	1

Meets or exceeds ASME B107.110

## 3/4" Drive Attachments (Cont.)

### Universal

Steel pin and tension washer construction for added strength. No binding or locked joint.



Part No.	Description	Overall Length
170-6475	Universal	3-13/16"

Meets or exceeds ASME B107.110

### Sliding T

Head held in place by friction ball so it can slide to ends of bar with no overhang. Works in tighter places.



Part No.	Description	Overall Length
170-6443	Sliding T	17-1/2"

Meets or exceeds ASME B107.110

### Adaptor

For interchange of sockets and attachments from one drive size to another.



Part No.	Description	Length
170-6450	3/4" F x 1/2" M	2-1/8"

Meets or exceeds ASME B107.110



## 3/4" Drive Impact Attachments


### Impact Universal Joint



Part No.	Description	Ret-Ring	Overall Length	OD
170-6800	Universal	170-6581	3-1/2"	1-7/8"

Meets or exceeds ASME B107.110

### Impact Adaptors



Part No.	Description	Ret-Ring	Length
170-6900	3/4" F x 1/2" M	170-6580	2-1/8"
170-6901	3/4" F x 1" M	170-6581	2-1/2"

Guarantee does not apply  
Meets or exceeds ASME B107.110

### Impact Extensions



Part No.	Description	Ret-Ring
170-6907	7"	170-6581
170-6910	10"	170-6581
170-6913	13"	170-6581
170-69E24	24"	170-6581
170-69E36	36"	170-6581

Meets or exceeds ASME B107.110

## 3/4" Drive Sockets

### 6 Pt. Deep Sockets



Part No.	Nom. Size	Shape	L	Ds	Dd	Bd
170-6524	3/4"	II	3-1/2"	1-15/64"	1-19/64"	1/2"
170-6526	13/16"	II	3-1/2"	1-19/64"	-	1/2"
170-6528	7/8"	II	3-1/2"	1-3/8"	-	17/32"
170-6530	15/16"	II	3-1/2"	1-27/64"	-	9/16"
170-6532	1"	II	3-1/2"	1-15/32"	-	19/32"
170-6534	1-1/16"	III	3-1/2"	1-37/64"	1-7/16"	2-1/2"
170-6536	1-1/8"	III	3-1/2"	1-21/32"	1-7/16"	2-31/64"
170-6538	1-3/16"	III	3-1/2"	1-23/32"	1-32/64"	2-15/32"
170-6540	1-1/4"	III	3-1/2"	1-55/64"	1-1/2"	2-7/16"
170-6542	1-5/16"	III	3-1/2"	1-29/32"	1-9/16"	2-27/64"
170-6544	1-3/8"	III	3-1/2"	1-29/32"	1-9/16"	2-13/32"
170-6546	1-7/16"	III	3-1/2"	2-1/16"	1-43/64"	2-3/8"
170-6548	1-1/2"	III	3-1/2"	2-3/32"	1-43/64"	2-23/64"
170-6552	1-5/8"	III	3-1/2"	2-7/32"	1-39/64"	2-5/16"

Meets or exceeds ASME B107.110



## 3/4" Drive Sockets (Cont.)

### 12 Pt. Standard Sockets



Part No.	Nom. Size	Shape	L	Ds	Dd	Bd
170-6124	3/4"	I	2"	1-15/64"	1-19/64"	1/2"
170-6126	13/16"	II	2"	1-19/64"	-	1/2"
170-6128	7/8"	II	2"	1-3/8"	-	1/2"
170-6130	15/16"	II	2"	1-13/32"	-	35/64"
170-6132	1"	II	2-1/32"	1-15/32"	-	1-1/32"
170-6134	1-1/16"	III	2-1/16"	1-9/16"	1-29/64"	1-3/64"
170-6136	1-1/8"	III	2-1/8"	1-43/64"	1-29/64"	1-5/64"
170-6138	1-3/16"	III	2-1/8"	1-23/32"	1-29/64"	1-1/16"
170-6140	1-1/4"	III	2-3/16"	1-27/32"	1-37/64"	1-7/64"
170-6142	1-5/16"	III	2-1/4"	1-29/32"	1-37/64"	1-5/32"
170-6144	1-3/8"	III	2-1/4"	1-29/32"	1-37/64"	1-1/8"
170-6146	1-7/16"	III	2-5/16"	2-1/16"	1-37/64"	1-11/64"
170-6148	1-1/2"	III	2-5/16"	2-3/32"	1-39/64"	1-5/32"
170-6150	1-9/16"	III	2-7/16"	2-3/32"	1-39/64"	1-1/4"
170-6152	1-5/8"	III	2-1/2"	2-7/32"	1-39/64"	1-19/64"
170-6154	1-11/16"	III	2-1/2"	2-5/16"	1-5/8"	1-9/32"
170-6156	1-3/4"	III	2-21/32"	2-25/64"	1-43/64"	1-13/32"
170-6158	1-13/16"	III	2-13/16"	2-1/2"	1-3/4"	1-35/64"
170-6160	1-7/8"	III	2-7/8"	2-19/32"	1-3/4"	1-37/64"
170-6164	2"	III	3"	2-11/16"	1-3/4"	1-11/16"
170-6166	2-1/16"	III	3-1/32"	2-47/64"	1-61/64"	1-45/64"
170-6168	2-1/8"	III	3-1/16"	2-55/64"	1-61/64"	1-23/32"
170-6170	2-3/16"	III	3-1/16"	2-55/64"	1-61/64"	1-11/16"
170-6172	2-1/4"	III	3-1/16"	3-1/32"	1-61/64"	1-51/64"
170-6176	2-3/8"	III	3-1/32"	1-61/64"	1-13/16"	

Meets or exceeds ASME B107.110

## 3/4" Drive Impact Sockets

### 6 Pt. Standard Impact Sockets



Part No	Nom. Size	Ret-Ring	Shape	L	Ds	Dd	Bd
170-6818	9/16"	6581	I	2-3/32"	1"	1-5/8"	21/64"
170-6820	5/8"	6581	I	2-3/32"	1-7/64"	1-5/8"	9/32"
170-6822	11/16"	6581	I	2-3/32"	1-11/64"	1-5/8"	5/16"
170-6824	3/4"	6581	I	2-3/32"	1-1/4"	1-5/8"	9/16"
170-6826	13/16"	6581	I	2-1/8"	1-3/8"	1-5/8"	39/64"
170-6828	7/8"	6581	I	2-1/8"	1-1/2"	1-5/8"	39/64"
170-6830	15/16"	6581	I	2-1/8"	1-9/16"	1-5/8"	19/32"
170-6832	1"	6581	II	2-1/8"	1-5/8"	-	35/64"
170-6834	1-1/16"	6581	II	2-1/8"	1-11/16"	-	1-7/64"
170-6836	1-1/8"	6582	II	2-1/8"	1-3/4"	-	1-3/32"
170-6838	1-3/16"	6582A	II	2-1/8"	1-27/32"	-	1-1/16"
170-6840	1-1/4"	6582A	II	2-1/8"	1-59/64"	-	1-3/64"
170-6842	1-5/16"	6582A	II	2-1/8"	2"	-	1-1/32"
170-6844	1-3/8"	6582A	III	2-1/4"	2-1/16"	1-29/32"	1-1/8"
170-6846	1-7/16"	6582A	III	2-1/4"	2-5/32"	1-29/32"	1-1/8"
170-6848	1-1/2"	6582A	III	2-1/2"	2-15/64"	1-29/32"	1-23/64"
170-6850	1-9/16"	6582A	III	2-1/2"	2-5/16"	1-29/32"	1-11/32"
170-6852	1-5/8"	6582A	III	2-1/2"	2-13/32"	1-29/32"	1-5/16"
170-6854	1-11/16"	6582A	III	2-5/8"	2-31/64"	1-29/32"	1-27/64"
170-6856	1-3/4"	6582A	III	2-5/8"	2-9/16"	1-29/32"	1-13/32"
170-6858	1-13/16"	6582A	III	2-5/8"	2-41/64"	1-29/32"	1-3/8"
170-6860	1-7/8"	6582A	III	2-3/4"	2-23/32"	1-29/32"	1-31/64"
170-6862	1-15/16"	6582A	III	2-3/4"	2-13/16"	1-29/32"	1-15/32"
170-6864	2"	6582A	III	2-7/8"	2-57/64"	1-29/32"	1-9/16"
170-6890	2-1/16"	6582A	III	2-7/8"	2-31/32"	1-29/32"	1-35/64"
170-6892	2-1/8"	6582A	III	3-1/16"	3-3/64"	1-29/32"	1-23/32"
170-6894	2-3/16"	6582A	III	3-3/16"	3-9/64"	1-29/32"	1-13/16"
170-6896	2-1/4"	6582A	III	3-3/16"	3-7/32"	1-29/32"	1-51/64"
170-6898	2-3/8"	6582A	III	3-1/4"	3-3/8"	1-29/32"	2-1/16"
170-68100	2-7/16"	6582C	III	3-1/4"	3-29/64"	2-1/4"	1-15/16"
170-68102	2-1/2"	6582C	III	3-1/4"	3-17/32"	2-1/4"	1-15/16"
170-68104	2-9/16"	6582C	III	3-1/4"	3-19/32"	2-1/4"	1-7/8"
170-68106	2-5/8"	6582C	III	3-1/4"	3-43/64"	2-1/4"	1-7/8"
170-68108	2-11/16"	6582C	III	3-1/2"	3-3/4"	2-1/4"	1-7/8"
170-68110	2-3/4"	6582C	III	3-1/2"	3-13/16"	2-1/4"	2"
170-68112	2-13/16"	6582C	III	3-1/2"	3-57/64"	2-1/4"	2"
170-68114	2-7/8"	6582C	III	3-1/2"	3-31/32"	2-1/4"	2"
170-68116	2-15/16"	6582C	III	3-3/4"	4-1/32"	2-1/4"	2-1/4"
170-68118	3"	6582C	III	3-3/4"	4-7/64"	2-1/4"	2-1/4"

Meets or exceeds ASME B107.110



## 3/4" Drive Impact Sockets (Cont.) 6 Pt. Deep Impact Sockets



Part No.	Nom. Size	Ret-Ring	Shape	L	Ds	Dd	Bd
170-6918	9/16"	6581	I	3-7/64"	1"	1-5/8"	21/64"
170-6920	5/8"	6581	I	3-7/64"	1-7/64"	1-5/8"	3/8"
170-6922	11/16"	6581	I	3-7/64"	1-11/64"	1-5/8"	3/8"
170-6924	3/4"	6581	I	3-7/64"	1-1/4"	1-5/8"	9/16"
170-6926	13/16"	6581	I	3-7/64"	1-3/8"	1-5/8"	39/64"
170-6928	7/8"	6581	I	3-7/64"	1-1/2"	1-5/8"	39/64"
170-6930	15/16"	6581	I	3-7/64"	1-9/16"	1-5/8"	19/32"
170-6932	1"	6581	II	3-7/64"	1-5/8"	-	35/64"
170-6934	1-1/16"	6581	II	3-1/2"	1-11/16"	-	2-31/64"
170-6936	1-1/8"	6582	II	3-1/2"	1-3/4"	-	2-15/32"
170-6938	1-3/16"	6582A	II	3-1/2"	1-27/32"	-	2-7/16"
170-6940	1-1/4"	6582A	II	3-1/2"	1-59/64"	-	2-27/64"
170-6942	1-5/16"	6582A	II	3-1/2"	2"	-	2-1/2"
170-6944	1-3/8"	6582A	III	3-1/2"	2-1/16"	1-29/32"	2-13/32"
170-6946	1-7/16"	6582A	III	3-1/2"	2-5/32"	1-29/32"	2-3/8"
170-6948	1-1/2"	6582A	III	3-1/2"	2-15/64"	1-29/32"	2-23/64"
170-6950	1-9/16"	6582A	III	3-1/2"	2-5/16"	1-29/32"	2-11/32"
170-6952	1-5/8"	6582A	III	3-1/2"	2-13/32"	1-29/32"	2-5/16"
170-6954	1-11/16"	6582A	III	3-1/2"	2-31/64"	1-29/32"	2-19/64"
170-6956	1-3/4"	6582A	III	3-1/2"	2-9/16"	1-29/32"	2-9/32"
170-6958	1-13/16"	6582A	III	3-1/2"	2-41/64"	1-29/32"	2-1/4"
170-6960	1-7/8"	6582A	III	3-1/2"	2-23/32"	1-29/32"	2-15/64"
170-6962	1-15/16"	6582A	III	3-1/2"	2-13/16"	1-29/32"	2-7/32"
170-6964	2"	6582A	III	3-3/4"	2-57/64"	1-29/32"	2-25/64"
170-6966	2-1/16"	6582A	III	3-3/4"	2-31/32"	1-29/32"	2-7/16"
170-6968	2-1/8"	6582A	III	3-3/4"	3-3/64"	1-29/32"	2-7/16"
170-69100	2-3/16"	6582A	III	4-1/4"	3-9/64"	1-29/32"	2-1/2"
170-69102	2-1/4"	6582A	III	4-1/4"	3-9/64"	1-29/32"	2-1/2"
170-69104	2-5/16"	6582A	III	4-1/4"	3-19/64"	1-29/32"	2-1/2"
170-69106	2-3/8"	6582A	III	4-1/4"	3-3/8"	1-29/32"	2-1/2"
170-69108	2-7/16"	6582C	III	4-1/4"	3-29/64"	2-1/4"	2-1/2"
170-69110	2-1/2"	6582C	III	4-1/4"	3-17/32"	2-1/4"	2-7/8"
170-69112	2-9/16"	6582C	III	4-1/4"	3-19/32"	2-1/4"	2-7/8"
170-69114	2-5/8"	6582C	III	4-1/4"	3-43/64"	2-1/4"	2-7/8"
170-69116	2-11/16"	6582C	III	4-1/2"	3-3/4"	2-1/4"	3"
170-69118	2-3/4"	6582C	III	4-1/2"	3-13/16"	2-1/4"	3"
170-69120	2-13/16"	6582C	III	4-1/2"	3-57/64"	2-1/4"	3"
170-69122	2-7/8"	6582C	III	4-1/2"	3-31/32"	2-1/4"	3"
170-69124	2-15/16"	6582C	III	4-3/4"	4-1/32"	2-1/4"	3-1/4"
170-69126	3"	6582C	III	4-3/4"	4-7/64"	2-1/4"	3-1/4"

Meets or exceeds ASME B107.110

## 3/4" Drive Impact Sockets (Cont.)

### Hex Bit Sockets



Part No.	Nom. Size	Ret-Ring	Shape	L	L1	Ds	Dd	Bd
170-6218	9/16"	6581	IV	3-9/32"	1-3/16"	1"	1-5/8"	1-3/16"
170-6220	5/8"	6581	IV	3-1/4"	1-3/16"	1-3/32"	1-5/8"	1-5/32"
170-6224	3/4"	6581	IV	3-11/32"	1-5/16"	1-15/64"	1-5/8"	1-1/4"
170-6228	7/8"	6581	IV	3-1/2"	1-7/16"	1-1/2"	1-5/8"	1-3/8"
170-6232	1"	6581	IV	3-5/8"	1-9/16"	1-5/8"	-	1-1/2"

Meets or exceeds ASME B107.110

## 1" Drive Sets

### 21 Pieces - 12 Pt. Standard Socket Set No.821

- Includes: 1-7/16", 1-1/2", 1-5/8", 1-11/16", 1-3/4", 1-13/16", 1-7/8", 2", 2-1/8", 2-3/16", 2-1/4", 2-3/8", 2-1/2", 2-5/8", 2-3/4", 2-15/16", 3-1/8", ratchet, 8" extension, 17" extension, sliding T and 1 metal box



Part No.	Description	Std. Pkg.
170-821	21 Piece 12 Pt. Standard Socket Set No. 821	1 Set





## 1" Drive Ratchets

### Ratchet

Drop forged, one-piece handle. Handle design allows operator to "feel" the fastener. Precision-machined 45 tooth head gives long life and short arc swing. Kit is easily removed for cleaning or replacement.



Part No.	Description	Overall Length
170-8425	Long Black Knurled Steel Handle	42"

Meets or exceeds ASME B107.110

## 1" Drive Impact Attachments


### Impact Universal Joint



Part No.	Description	Ret-Ring	Overall Length	OD
170-8800	Universal	170-6581A	4-1/2"	2-1/2"

Meets or exceeds ASME B107.110

### Impact Adaptors



Part No.	Description	Ret-Ring	Length
170-8900	1" F x 3/4" M	170-6583	2-3/4"
170-8902	1" F x 1-1/2" M	170-6584	3-1/2"

Guarantee does not apply  
Meets or exceeds ASME B107.110

## 1" Drive Impact Attachments (Cont.)

### Impact Extensions



Part No.	Description	Ret-Ring
170-8907	7"	170-6581A
170-8910	10"	170-6581A
170-8913	13"	170-6581A
170-89E24	24"	170-6581A

Meets or exceeds ASME B107.110

## 1" Drive Impact Sockets

### 6 Pt. Standard Impact Sockets



Part No.	Nom. Size	Ret-Ring	Shape	L	Ds	Dd	Bd
170-8860	1-7/8"	6585	III	2-3/16"	2-3/4"	2-7/16"	1-1/8"
170-8862	1-15/16"	6585	III	3"	2-63/64"	2-7/16"	1-1/8"
170-8864	2"	6585	III	3"	2-63/64"	2-7/16"	1-7/32"
170-8866	2-1/16"	6585	III	3"	2-63/64"	2-7/16"	1-7/32"
170-8868	2-1/8"	6585	III	3"	3-5/32"	2-7/16"	1-7/32"
170-8870	2-3/16"	6585	III	3-3/16"	3-1/4"	2-7/16"	1-3/8"
170-8872	2-1/4"	6585	III	3-3/16"	3-1/4"	2-7/16"	1-3/8"
170-8874	2-5/16"	6585	III	3-3/16"	3-13/32"	2-7/16"	1-3/8"
170-8876	2-3/8"	6585	III	3-1/4"	3-1/2"	2-7/16"	1-3/8"
170-8878	2-7/16"	6585	III	3-9/32"	3-1/2"	2-7/16"	1-3/8"
170-8880	2-1/2"	6585	III	3-5/16"	3-1/2"	2-7/16"	1-3/8"
170-8882	2-9/16"	6586	III	3-5/16"	3-23/32	2-3/4"	1-3/8"
170-8884	2-5/8"	6586	III	3-15/32"	3-23/32"	2-3/4"	1-1/2"
170-8888	2-3/4"	6586	III	3-9/16"	3-53/64"	2-3/4"	1-3/4"
170-8890	2-13/16"	6586	III	3-11/16"	4"	2-3/4"	1-3/4"
170-8892	2-7/8"	6586	III	3-3/4"	4"	2-3/4"	1-3/4"
170-8894	2-15/16"	6586	III	3-3/4"	4"	2-3/4"	1-3/4"
170-8896	3"	6586	III	3-7/8"	4-3/16"	2-3/4"	2"

Meets or exceeds ASME B107.110



## 1" Drive Impact Sockets (Cont.)

### 6 Pt. Deep Impact Sockets




Part No.	Nom. Size	Ret-Ring	Shape	L	Ds	Dd	Bd
170-8924	3/4"	6583	I	4"	1-7/16"	2"	7/16"
170-8926	13/16"	6583	I	4"	1-7/16"	2"	29/64"
170-8928	7/8"	6583	I	4"	1-17/32"	2"	1/2"
170-8930	15/16"	6583	I	4"	1-9/16"	2"	1/2"
170-8932	1"	6583	I	4"	1-21/32"	2"	35/64"
170-8933	1-1/16"	6583	I	4"	1-3/4"	2"	5/8"
170-8936	1-1/8"	6583	I	4"	1-13/16"	2"	21/32"
170-8938	1-3/16"	6583	I	4"	1-31/32"	2-1/16"	21/32"
170-8939	1-1/4"	6583	II	4"	2-1/16"	-	3/4"
170-8942	1-5/16"	6583	II	4"	2-1/16"	-	49/64"
170-8944	1-3/8"	6581A	III	4"	2-1/4"	2-1/8"	25/32"
170-8946	1-7/16"	6581A	III	4"	2-1/4"	2-1/8"	7/8"
170-8948	1-1/2"	6581A	III	4"	2-1/4"	2-1/8"	55/64"
170-8950	1-9/16"	6584	III	4"	2-1/2"	2-1/4"	55/64"
170-8952	1-5/8"	6584	III	4"	2-1/2"	2-1/4"	1"
170-8954	1-11/16"	6584	III	4"	2-1/2"	2-1/4"	1"
170-8956	1-3/4"	6585	III	4-1/16"	2-3/4"	2-7/16"	1-3/32"
170-8958	1-13/16"	6585	III	4-1/8"	2-3/4"	2-7/16"	1-1/8"
170-8960	1-7/8"	6585	III	4-3/16"	2-3/4"	2-7/16"	1-1/8"
170-8962	1-5/16"	6585	III	4-1/4"	2-63/64"	2-7/16"	1-1/8"
170-8964	2"	6585	III	4-5/16"	2-63/64"	2-7/16"	1-7/32"
170-8966	2-1/16"	6585	III	4-3/8"	2-63/64"	2-7/16"	1-7/32"
170-8968	2-1/8"	6585	III	4-7/16"	3-5/32"	2-7/16"	1-7/32"
170-8970	2-3/16"	6585	III	4-1/2"	3-1/4"	2-7/16"	1-3/8"
170-8972	2-1/4"	6585	III	4-21/32"	3-1/4"	2-7/16"	1-3/8"
170-8974	2-5/16"	6585	III	4-23/32"	3-13/32"	2-7/16"	1-3/8"
170-8976	2-3/8"	6585	III	4-3/4"	3-1/2"	2-7/16"	1-3/8"
170-8980	2-1/2"	6585	III	4-7/8"	3-19/32"	2-7/16"	1-3/8"
170-8981	2-9/16"	6586	III	4-7/8"	3-23/32"	2-3/4"	1-3/8"
170-8988	2-3/4"	6586	III	5"	3-53/64"	2-3/4"	1-3/4"
170-8990	2-13/16"	6586	III	5"	4"	2-3/4"	1-3/4"
170-8992	2-7/8"	6586	III	5"	4"	2-3/4"	1-3/4"
170-8994	2-15/16"	6586	III	5"	4"	2-3/4"	1-3/4"
170-8996	3"	6586	III	5"	4-3/16"	2-3/4"	2"
170-89100	3-1/8"	6586	III	5-1/2"	4-3/16"	2-3/4"	1-15/16"

Meets or exceeds ASME B107.110

## Torque Wrenches

### Micro-Adjustable "Click Type" Metal Handle Torque Wrenches

- All parts made from alloy tool steel for long life accuracy. Accuracy meets or exceeds all applicable government specifications
- Easy to operate
- Durable
- Positive lock with spring loaded pull down lock ring. Super rugged knurled metal for industrial use. Pull lock ring down and turn handle to adjust reading. Positive locking device cannot be jarred into unlock position
- Ratchet head models are 24 tooth industrial grade ratchets designed for industrial use
- All wrenches feature English scales primary and Newton meter secondary
- All wrenches meet or exceed ANSI B 107.14M or GGG-S-686, whichever applies



Part No.	Drive Size	Torque Range English	Incr.	Torque Range Metric
170-4477	1/2"	20-150 Ft. Lb.	1	34-197
Incr. (Nm)	Head Style	Length Inches	Weight Lbs.	
1.5	Ratchet	19"	3.15	



Part No.	Drive Size	Torque Range English	Incr.	Torque Range Metric
170-4478	1/2"	30-250 Ft. Lb.	1	47-332
Incr. (Nm)	Head Style	Length Inches	Weight Lbs.	
1.5	Ratchet	24.4"	3.15	



## Screwdriver Sets

### 5 Pieces - Screwdriver Set No. 9475



Part No.	Description	Tip Size	Blade Length
170-9124	Round Shank Screwdriver	1/4"	6"
170-9125	Round Shank Screwdriver	5/16"	6"
170-9116	Cabinet Tip Screwdriver	3/16"	6"
170-9105	Phillips Screwdriver	#2	4"
170-9134	Square Shank Screwdriver	5/16"	6"
170-A711-Pouch	Pouch		


### 10 Pieces - Screwdriver Set No. 9476



Part No.	Description	Tip Size	Blade Length
170-9123	Round Shank Screwdriver	1/4"	4"
170-9124	Round Shank Screwdriver	1/4"	6"
170-9115	Cabinet Tip Screwdriver	3/16"	4"
170-9116	Cabinet Tip Screwdriver	3/16"	6"
170-9122	Round Shank Screwdriver	1/4"	1-1/2"
170-9135	Square Shank Std. Tip	3/8"	8"
170-9106	Phillips Screwdriver	#3	6"
170-9104	Phillips Screwdriver	#1	3"
170-9105	Phillips Screwdriver	#2	4"
170-9101	Phillips Screwdriver	#2	1-1/2"
170-A714-Pouch	Pouch		

## Screwdriver Sets (Cont.)

### 6 Pieces - Screwdriver Set No. 9477



Part No.	Description	Tip Size	Blade Length
170-9105	Phillips Screwdriver	#2	4"
170-9122	Round Shank Screwdriver	1/4"	1-1/2"
170-9125	Round Shank Screwdriver	5/16"	6"
170-9123	Round Shank Screwdriver	1/4"	4"
170-9124	Round Shank Screwdriver	1/4"	6"
170-9116	Cabinet Tip Screwdriver	3/16"	6"
170-A711-Pouch	Pouch		

### 8 Pieces - Screwdriver Set No. 9463



Part No.	Description	Tip Size	Blade Length
170-9104	Phillips Screwdriver	#1	3"
170-9105	Phillips Screwdriver	#2	4"
170-9106	Phillips Screwdriver	#3	6"
170-9114	Cabinet Tip Screwdriver	3/16"	3"
170-9115	Cabinet Tip Screwdriver	3/16"	4"
170-9116	Cabinet Tip Screwdriver	3/16"	6"
170-9123	Round Shank Screwdriver	1/4"	4"
170-9125	Round Shank Screwdriver	5/16"	6"
170-A711-Pouch	Pouch		



## Screwdrivers

### Phillips Screwdrivers Large Ergonomic 3-Flute Handle



Part No.	Tip Size	Overall Length	Blade Length	Handle Length
170-9101	#2	3-7/16"	1-1/2"	1-15/16"
170-9103	#0	6"	3"	3"
170-9104	#1	7"	3"	4"
170-9105	#2	8-1/4"	4"	4-1/4"
170-9106	#3	10-7/8"	6"	4-7/8"
170-9107	#1	12"	8"	4"
170-9108	#2	12-1/4"	8"	4-1/4"
170-9109	#4	13-1/2"	8"	5"

### Round Shank Screwdrivers Large Ergonomic 3-Flute Handle



Part No.	Tip Size	Overall Length	Blade Length	Handle Length
170-9122	1/4"	3-7/16"	1-1/2"	1-15/16"
170-9123	1/4"	6"	4"	3"
170-9124	1/4"	10-1/4"	6"	4-1/4"
170-9125	5/16"	10-7/8"	6"	4-7/8"
170-9126	3/8"	13-1/2"	8"	5-1/2"
170-9127	3/8"	15-1/2"	10"	5-1/2"
170-9128	3/8"	17-1/2"	12"	5-1/2"

## Screwdrivers (Cont.)

### Cabinet Tip Screwdrivers Large Ergonomic 3-Flute Handle



Part No.	Tip Size	Overall Length	Blade Length	Handle Length
170-9112	1/8"	6"	3"	3"
170-9113	1/8"	8"	5"	3"
170-9114	3/16"	7"	3"	4"
170-9115	3/16"	8"	4"	4"
170-9116	3/16"	10"	6"	4"
170-9117	3/16"	12"	8"	4"
170-9118	1/4"	14-1/4"	10"	4-1/4"

### Square Shank Screwdrivers Large Ergonomic 3-Flute Handle




Part No.	Tip Size	Overall Length	Blade Length	Handle Length
170-9132	1/4"	8-1/4"	4"	4-1/4"
170-9133	1/4"	10-1/4"	6"	4-1/4"
170-9134	5/16"	10-7/8"	6"	4-7/8"
170-9135	3/8"	13-1/2"	8"	5-1/2"
170-9136	3/8"	15-1/2"	10"	5-1/2"
170-9137	3/8"	17-1/2"	12"	5-1/2"



## Nut Driver Sets

### 11 Pieces - Nut Driver Set No. 9214


- **Includes:** 3/16", 7/32", 1/4", 9/32", 5/16", 11/32", 3/8", 7/16", 1/2", 9/16", 5/8" and 1 pouch



Part No.	Description	Std. Pkg.
170-9214	11 Piece Nut Driver Set No. 9214	1 Set

### 10 Pieces - Metric Nut Driver Set No. 9218

- **Includes:** 4mm, 4.5mm, 5mm, 5.5mm, 6mm, 7mm, 8mm, 9mm, 10mm, 11mm and 1 pouch



Part No.	Description	Std. Pkg.
170-9218	10 Piece Metric Nut Driver Set No. 9218	1 Set



## Socket Sets

### Drive & Deep Socket Sets



170-A34



170-A41

Part No.	Description	Std. Pkg.
170-A31	13 Piece 3/8" Drive Socket Set	1 Set
170-A32	18 Piece 3/8" Drive Deep Socket Set	1 Set
170-A33	25 Piece 1/4" & 3/8" Drive Deep Socket Set	1 Set
170-A34	21 Piece 3/8" Drive Deep Socket Set	1 Set
170-A41	16 Piece 1/2" Drive Socket Set	1 Set
170-A42	16 Piece 1/2" Drive Socket Set	1 Set