

# 2014 Men's JO Nationals- JO FINALS

## Meet Results - Multi







May 10, 2014

Page: 1  
Printed: 5/11/2014 6:31 PM

Men / 9 / 14 yrs

Session: 10B

Judge's Signatures

| Rank            | Num    | Name/Gym                        |         |        |  |  |  |  |  |  | AA      |
|-----------------|--------|---------------------------------|---------|--------|---|---|---|---|---|---|---------|
| 1               | 919    | Christopher McCord<br>Gymstrada | Prelims | Diff:  | 4.100   | 3.900   | 4.700   | 2.800   | 4.100   | 4.500   |         |
|                 |        |                                 |         | Exec:  | 8.750   | 9.100   | 9.050   | 9.150   | 9.100   | 8.100   |         |
|                 |        |                                 |         | ND:    |   |   |   |   |   |   |         |
|                 |        |                                 | Final:  | 12.850 | 13.000  | 13.750  | 11.950  | 13.200  | 12.600  | 77.350  |         |
|                 |        |                                 | Finals  | Diff:  | 4.400   | 3.900   | 4.700   | 2.800   | 4.100   | 4.600   |         |
|                 |        |                                 |         | Exec:  | 8.500   | 8.650   | 9.150   | 9.050   | 8.850   | 8.700   |         |
| ND:             |        |                                 |         |        |   |   |   |   |   |   |         |
| Final:          | 12.900 | 12.550                          | 13.850  | 11.850 | 12.950  | 13.300  | 77.400  |   |   |   |         |
| Combined Total: |        |                                 |         |        |   |   |   |   |   |   | 154.750 |
| 2               | 848    | Ryker Shaw<br>Madison           | Prelims | Diff:  | 4.500   | 3.700   | 4.500   | 3.600   | 3.700   | 4.000   |         |
|                 |        |                                 |         | Exec:  | 9.050   | 9.000   | 8.850   | 9.200   | 8.800   | 8.850   |         |
|                 |        |                                 |         | ND:    |   |   |   |   |   |   |         |
|                 |        |                                 | Final:  | 13.550 | 12.700  | 13.350  | 12.800  | 12.500  | 12.850  | 77.750  |         |
|                 |        |                                 | Finals  | Diff:  | 4.600   | 3.700   | 4.200   | 3.600   | 4.100   | 3.800   |         |
|                 |        |                                 |         | Exec:  | 9.250   | 8.650   | 8.750   | 9.150   | 8.300   | 8.750   |         |
| ND:             |        |                                 |         |        |   |   |   |   |   |   |         |
| Final:          | 13.850 | 12.350                          | 12.950  | 12.750 | 12.400  | 12.550  | 76.850  |   |   |   |         |
| Combined Total: |        |                                 |         |        |   |   |   |   |   |   | 154.600 |
| 3T              | 843    | Angel Haro<br>Payke             | Prelims | Diff:  | 4.500   | 3.700   | 4.000   | 3.000   | 3.900   | 4.200   |         |
|                 |        |                                 |         | Exec:  | 8.650   | 8.600   | 9.150   | 9.400   | 8.650   | 9.400   |         |
|                 |        |                                 |         | ND:    |   |   |   |   |   |   |         |
|                 |        |                                 | Final:  | 13.150 | 12.300  | 13.150  | 12.400  | 12.550  | 13.600  | 77.150  |         |
|                 |        |                                 | Finals  | Diff:  | 4.700   | 3.900   | 3.900   | 3.000   | 3.900   | 4.100   |         |
|                 |        |                                 |         | Exec:  | 8.850   | 8.600   | 8.250   | 9.500   | 8.900   | 8.650   |         |
| ND:             |        |                                 |         |        |   |   |   |   |   |   |         |
| Final:          | 13.550 | 12.500                          | 12.150  | 12.500 | 12.800  | 12.750  | 76.250  |   |   |   |         |
| Combined Total: |        |                                 |         |        |   |   |   |   |   |   | 153.400 |
| 3T              | 844    | Joe Dixon<br>Victory            | Prelims | Diff:  | 4.800   | 4.200   | 4.000   | 3.800   | 4.000   | 3.200   |         |
|                 |        |                                 |         | Exec:  | 8.250   | 7.350   | 9.300   | 9.550   | 8.400   | 9.200   |         |
|                 |        |                                 |         | ND:    |   |   |   |   |   |   |         |
|                 |        |                                 | Final:  | 13.050 | 11.550  | 13.300  | 13.350  | 12.400  | 12.400  | 76.050  |         |
|                 |        |                                 | Finals  | Diff:  | 4.800   | 4.400   | 3.800   | 3.600   | 4.100   | 3.200   |         |
|                 |        |                                 |         | Exec:  | 9.050   | 8.250   | 9.100   | 9.250   | 9.000   | 8.800   |         |
| ND:             |        |                                 |         |        |   |   |   |   |   |   |         |
| Final:          | 13.850 | 12.650                          | 12.900  | 12.850 | 13.100  | 12.000  | 77.350  |   |   |   |         |
| Combined Total: |        |                                 |         |        |   |   |   |   |   |   | 153.400 |
| 5               | 845    | Chandler Gozashti<br>West Coast | Prelims | Diff:  | 4.600   | 4.200   | 4.400   | 3.000   | 4.200   | 4.400   |         |
|                 |        |                                 |         | Exec:  | 8.050   | 8.150   | 9.000   | 9.050   | 8.650   | 9.400   |         |
|                 |        |                                 |         | ND:    |   |   |   |   |   |   |         |
|                 |        |                                 | Final:  | 12.650 | 12.350  | 13.400  | 12.050  | 12.850  | 13.800  | 77.100  |         |
|                 |        |                                 | Finals  | Diff:  | 4.500   | 4.200   | 4.300   | 3.600   | 4.000   | 4.000   |         |
|                 |        |                                 |         | Exec:  | 7.950   | 8.550   | 9.100   | 8.950   | 8.350   | 8.050   |         |
| ND:             |        |                                 |         |        |   |   |   |   |   |   |         |
| Final:          | 12.450 | 12.750                          | 13.400  | 12.550 | 12.350  | 12.050  | 75.550  |   |   |   |         |
| Combined Total: |        |                                 |         |        |   |   |   |   |   |   | 152.650 |

# 2014 Men's JO Nationals- JO FINALS

## Meet Results - Multi







May 10, 2014

Page: 2

Printed: 5/11/2014 6:31 PM

Men / 9 / 14 yrs

Session: 10B

| Rank                    | Num    | Name/Gym                     |                         |        |  |  |  |  |  |  | AA     |        |       |       |
|-------------------------|--------|------------------------------|-------------------------|--------|---|---|---|---|---|---|--------|--------|-------|-------|
| 6                       | 903    | Nikita Potapov<br>Oldsmar    | Prelims                 | Diff:  | 4.500   | 4.700   | 4.000   | 3.600   | 4.000   | 4.100   | 76.000 |        |       |       |
|                         |        |                              |                         | Exec:  | 8.900   | 7.800   | 9.050   | 9.300   | 7.800   | 8.250   |        |        |       |       |
|                         |        |                              |                         | ND:    | .....   | .....   | .....   | .....   | .....   | .....   |        |        |       |       |
|                         |        |                              | Final:                  | 13.400 | 12.500  | 13.050  | 12.900  | 11.800  | 12.350  | 76.600  |        |        |       |       |
|                         |        |                              | Finals                  | Diff:  | 4.400   | 4.800   | 4.200   | 3.600   | 4.200   |   |        | 4.100  |       |       |
|                         |        |                              |                         | Exec:  | 8.700   | 7.400   | 9.050   | 9.250   | 8.850   |   |        | 8.050  |       |       |
|                         |        |                              |                         | ND:    | .....   | .....   | .....   | .....   | .....   |   |        | .....  |       |       |
|                         |        |                              | Final:                  | 13.100 | 12.200  | 13.250  | 12.850  | 13.050  | 12.150  |   |        | 76.600 |       |       |
|                         |        |                              | Combined Total: 152.600 |        |   |   |   |   |   |   |        |        |       |       |
|                         |        |                              | 7                       | 908    | Dmitry Tereshenko<br>Zenith   | Prelims   | Diff:   | 4.700   | 3.300   |   |        | 4.100  | 3.800 | 3.900 |
| Exec:                   | 7.850  | 7.800                        |                         |        |   |   | 8.650   | 9.600   | 8.550   | 8.350   |        |        |       |       |
| ND:                     | .....  | .....                        |                         |        |   |   | .....   | .....   | .....   | .....   |        |        |       |       |
| Final:                  | 12.550 | 11.100                       |                         |        |   | 12.750  | 13.400  | 12.450  | 12.750  | 77.100  |        |        |       |       |
| Finals                  | Diff:  | 4.700                        |                         |        |   | 4.000   | 4.100   | 3.600   | 3.900   |   | 4.200  |        |       |       |
|                         | Exec:  | 8.650                        |                         |        |   | 8.300   | 9.050   | 9.300   | 8.800   |   | 8.500  |        |       |       |
|                         | ND:    | .....                        |                         |        |   | .....   | .....   | .....   | .....   |   | .....  |        |       |       |
| Final:                  | 13.350 | 12.300                       |                         |        |   | 13.150  | 12.900  | 12.700  | 12.700  |   | 77.100 |        |       |       |
| Combined Total: 152.100 |        |                              |                         |        |   |   |   |   |   |   |        |        |       |       |
| 8                       | 846    | Scott Mackanic<br>West Coast |                         |        |   | Prelims   | Diff:   | 4.400   | 4.200   |   | 3.300  | 3.600  | 3.700 | 4.300 |
|                         |        |                              | Exec:                   | 8.750  | 7.450   |   | 9.550   | 9.050   | 9.350   | 8.000   |        |        |       |       |
|                         |        |                              | ND:                     | .....  | .....   |   | .....   | .....   | .....   | .....   |        |        |       |       |
|                         |        |                              | Final:                  | 13.150 | 11.650  | 12.850  | 12.650  | 13.050  | 12.300  | 76.400  |        |        |       |       |
|                         |        |                              | Finals                  | Diff:  | 4.400   | 4.200   | 3.300   | 3.600   | 3.700   |   | 4.000  |        |       |       |
|                         |        |                              |                         | Exec:  | 8.550   | 8.450   | 9.250   | 8.800   | 9.350   |   | 8.800  |        |       |       |
|                         |        |                              |                         | ND:    | .....   | .....   | .....   | .....   | .....   |   | .....  |        |       |       |
|                         |        |                              | Final:                  | 12.950 | 12.650  | 12.550  | 12.400  | 13.050  | 12.800  |   | 76.400 |        |       |       |
|                         |        |                              | Combined Total: 152.050 |        |   |   |   |   |   |   |        |        |       |       |
|                         |        |                              | 9                       | 898    | Jared Zimmerman<br>A.S.G.   | Prelims   | Diff:   | 4.300   | 3.800   |   | 3.400  | 3.000  | 3.900 | 3.500 |
| Exec:                   | 9.100  | 9.100                        |                         |        |   |   | 9.250   | 9.250   | 8.100   | 7.900   |        |        |       |       |
| ND:                     | .....  | .....                        |                         |        |   |   | .....   | .....   | .....   | .....   |        |        |       |       |
| Final:                  | 13.400 | 12.900                       |                         |        |   | 12.650  | 12.250  | 12.000  | 11.400  | 77.150  |        |        |       |       |
| Finals                  | Diff:  | 4.600                        |                         |        |   | 3.900   | 3.400   | 4.400   | 3.500   |   | 3.400  |        |       |       |
|                         | Exec:  | 9.200                        |                         |        |   | 8.950   | 9.300   | 8.850   | 9.250   |   | 8.500  |        |       |       |
|                         | ND:    | .....                        |                         |        |   | .....   | .....   | -0.100  | .....   |   | .....  |        |       |       |
| Final:                  | 13.800 | 12.850                       |                         |        |   | 12.700  | 13.150  | 12.750  | 11.900  |   | 77.150 |        |       |       |
| Combined Total: 151.750 |        |                              |                         |        |   |   |   |   |   |   |        |        |       |       |
| 10                      | 884    | John Rourke<br>Premier West  |                         |        |   | Prelims   | Diff:   | 3.900   | 4.000   |   | 3.400  | 3.600  | 4.000 | 3.400 |
|                         |        |                              | Exec:                   | 9.050  | 8.750   |   | 9.200   | 9.050   | 8.950   | 9.150   |        |        |       |       |
|                         |        |                              | ND:                     | .....  | .....   |   | .....   | .....   | .....   | .....   |        |        |       |       |
|                         |        |                              | Final:                  | 12.950 | 12.750  | 12.600  | 12.650  | 12.950  | 12.550  | 75.000  |        |        |       |       |
|                         |        |                              | Finals                  | Diff:  | 4.100   | 4.000   | 3.200   | 3.800   | 3.900   |   | 3.400  |        |       |       |
|                         |        |                              |                         | Exec:  | 8.900   | 8.800   | 9.200   | 9.250   | 8.800   |   | 7.650  |        |       |       |
|                         |        |                              |                         | ND:    | .....   | .....   | .....   | .....   | .....   |   | .....  |        |       |       |
|                         |        |                              | Final:                  | 13.000 | 12.800  | 12.400  | 13.050  | 12.700  | 11.050  |   | 75.000 |        |       |       |
|                         |        |                              | Combined Total: 151.450 |        |   |   |   |   |   |   |        |        |       |       |

# 2014 Men's JO Nationals- JO FINALS

## Meet Results - Multi







May 10, 2014

Page: 3

Printed: 5/11/2014 6:31 PM

Men / 9 / 14 yrs

Session: 10B

| Rank            | Num    | Name/Gym                                |         |        |  |  |  |  |  |  | AA      |
|-----------------|--------|---|---------|--------|---|---|---|---|---|---|---------|
| 11              | 864    | Nicolas Mejia<br>MN Valley              | Prelims | Diff:  | 4.200   | 3.800   | 4.400   | 3.600   | 3.800   | 2.800   |         |
|                 |        |   |         | Exec:  | 8.000   | 8.900   | 8.400   | 9.100   | 9.150   | 8.900   |         |
|                 |        |   |         | ND:    |   |   |   |   |   |   |         |
|                 |        |   | Final:  | 12.200 | 12.700  | 12.800  | 12.700  | 12.950  | 11.700  | 75.050  |         |
|                 |        |   | Finals  | Diff:  | 4.300   | 3.800   | 4.500   | 3.600   | 3.800   | 2.800   |         |
|                 |        |   |         | Exec:  | 8.950   | 8.550   | 8.500   | 9.300   | 9.150   | 8.900   |         |
| ND:             |        |   |         |        | -0.100  |   |   |   |   |   |         |
| Final:          | 13.250 | 12.350                                  | 13.000  | 12.800 | 12.950  | 11.700  | 76.050  |   |   |   |         |
| Combined Total: |        |   |         |        |   |   |   |   |   |   | 151.100 |
| 12              | 890    | Jacob Carlson<br>Somersault MA          | Prelims | Diff:  | 4.600   | 4.000   | 4.600   | 3.000   | 3.900   | 3.700   |         |
|                 |        |   |         | Exec:  | 9.200   | 9.100   | 9.100   | 8.850   | 7.800   | 7.650   |         |
|                 |        |   |         | ND:    |   |   |   |   |   |   |         |
|                 |        |   | Final:  | 13.800 | 13.100  | 13.700  | 11.850  | 11.700  | 11.350  | 75.500  |         |
|                 |        |   | Finals  | Diff:  | 4.400   | 4.000   | 4.400   | 3.600   | 3.800   | 3.900   |         |
|                 |        |   |         | Exec:  | 9.050   | 8.800   | 8.200   | 8.850   | 8.100   | 8.050   |         |
| ND:             |        |   |         |        |   |   |   |   |   |   |         |
| Final:          | 13.450 | 12.800                                  | 12.600  | 12.450 | 11.900  | 11.950  | 75.150  |   |   |   |         |
| Combined Total: |        |   |         |        |   |   |   |   |   |   | 150.650 |
| 13              | 856    | Jared Miscisin<br>Rowland/Ballard       | Prelims | Diff:  | 4.500   | 3.800   | 4.300   | 3.600   | 3.800   | 3.900   |         |
|                 |        |   |         | Exec:  | 7.900   | 9.050   | 9.350   | 8.800   | 8.450   | 7.750   |         |
|                 |        |   |         | ND:    |   |   |   |   |   |   |         |
|                 |        |   | Final:  | 12.400 | 12.850  | 13.650  | 12.400  | 12.250  | 11.650  | 75.200  |         |
|                 |        |   | Finals  | Diff:  | 4.500   | 3.700   | 4.100   | 3.600   | 3.800   | 3.900   |         |
|                 |        |   |         | Exec:  | 8.250   | 8.900   | 9.050   | 8.850   | 8.450   | 8.000   |         |
| ND:             |        |   |         |        |   |   |   |   |   |   |         |
| Final:          | 12.750 | 12.600                                  | 13.150  | 12.450 | 12.250  | 11.900  | 75.100  |   |   |   |         |
| Combined Total: |        |   |         |        |   |   |   |   |   |   | 150.300 |
| 14              | 892    | Collin DiPietro<br>Capital National Cen | Prelims | Diff:  | 4.400   | 3.800   | 4.000   | 3.600   | 3.800   | 3.100   |         |
|                 |        |   |         | Exec:  | 8.900   | 8.650   | 8.250   | 9.200   | 9.000   | 9.200   |         |
|                 |        |   |         | ND:    |   |   |   |   |   |   |         |
|                 |        |   | Final:  | 13.300 | 12.450  | 12.250  | 12.800  | 12.800  | 12.300  | 75.900  |         |
|                 |        |   | Finals  | Diff:  | 4.200   | 3.900   | 4.000   | 3.600   | 3.800   | 3.100   |         |
|                 |        |   |         | Exec:  | 8.450   | 7.400   | 8.850   | 9.100   | 8.800   | 9.000   |         |
| ND:             |        |   |         |        |   |   |   |   |   |   |         |
| Final:          | 12.650 | 11.300                                  | 12.850  | 12.700 | 12.600  | 12.100  | 74.200  |   |   |   |         |
| Combined Total: |        |   |         |        |   |   |   |   |   |   | 150.100 |
| 15              | 840    | Max Williams<br>Aspire                  | Prelims | Diff:  | 4.300   | 3.900   | 3.600   | 4.400   | 3.700   | 2.900   |         |
|                 |        |   |         | Exec:  | 9.000   | 8.250   | 9.000   | 8.850   | 8.900   | 8.750   |         |
|                 |        |   |         | ND:    |   |   |   |   |   |   |         |
|                 |        |   | Final:  | 13.300 | 12.150  | 12.600  | 13.250  | 12.600  | 11.650  | 75.550  |         |
|                 |        |   | Finals  | Diff:  | 4.300   | 3.900   | 3.700   | 4.400   | 3.700   | 2.900   |         |
|                 |        |   |         | Exec:  | 7.700   | 8.400   | 8.500   | 9.100   | 8.800   | 8.650   |         |
| ND:             |        |   |         |        |   |   |   |   |   |   |         |
| Final:          | 12.000 | 12.300                                  | 12.200  | 13.500 | 12.500  | 11.550  | 74.050  |   |   |   |         |
| Combined Total: |        |   |         |        |   |   |   |   |   |   | 149.600 |

# 2014 Men's JO Nationals- JO FINALS

## Meet Results - Multi







May 10, 2014

Page: 4

Printed: 5/11/2014 6:31 PM

Men / 9 / 14 yrs







Session: 10B

| Rank                    | Num    | Name/Gym                              |         |        |  |  |  |  |  |  | AA     |       |
|-------------------------|--------|---------------------------------------|---------|--------|---|---|---|---|---|---|--------|-------|
| 16                      | 909    | Jake Detrick<br>5280 (North)          | Prelims | Diff:  | 5.000   | 4.500   | 3.800   | 3.600   | 3.800   | 3.600   | 76.200 |       |
|                         |        |                                       |         | Exec:  | 8.600   | 7.900   | 8.950   | 9.100   | 8.800   | 8.550   |        |       |
|                         |        |                                       |         | ND:    | .....   | .....   | .....   | .....   | .....   | .....   |        |       |
|                         |        |                                       | Final:  | 13.600 | 12.400  | 12.750  | 12.700  | 12.600  | 12.150  | 73.100  |        |       |
|                         |        |                                       | Finals  | Diff:  | 4.800   | 4.500   | 4.000   | 3.600   | 3.800   |   |        | 3.600 |
|                         |        |                                       |         | Exec:  | 7.600   | 7.500   | 7.900   | 9.000   | 8.550   |   |        | 8.250 |
| ND:                     | .....  | .....                                 |         | .....  | .....   | .....   | .....   |   |   |   |        |       |
| Final:                  | 12.400 | 12.000                                | 11.900  | 12.600 | 12.350  | 11.850  | 73.100  |   |   |   |        |       |
| Combined Total: 149.300 |        |                                       |         |        |   |   |   |   |   |   |        |       |
| 17                      | 914    | Tony Christopulos<br>USA Gym World    | Prelims | Diff:  | 4.400   | 3.900   | 3.600   | 4.400   | 3.800   | 3.600   | 75.700 |       |
|                         |        |                                       |         | Exec:  | 7.950   | 9.000   | 8.450   | 8.650   | 9.150   | 8.800   |        |       |
|                         |        |                                       |         | ND:    | .....   | .....   | .....   | .....   | .....   | .....   |        |       |
|                         |        |                                       | Final:  | 12.350 | 12.900  | 12.050  | 13.050  | 12.950  | 12.400  | 73.100  |        |       |
|                         |        |                                       | Finals  | Diff:  | 4.600   | 2.900   | 3.400   | 3.600   | 3.800   |   |        | 3.800 |
|                         |        |                                       |         | Exec:  | 8.400   | 8.650   | 7.900   | 9.100   | 8.250   |   |        | 8.700 |
| ND:                     | .....  | .....                                 |         | .....  | .....   | .....   | .....   |   |   |   |        |       |
| Final:                  | 13.000 | 11.550                                | 11.300  | 12.700 | 12.050  | 12.500  | 73.100  |   |   |   |        |       |
| Combined Total: 148.800 |        |                                       |         |        |   |   |   |   |   |   |        |       |
| 18                      | 874    | Spencer Schrandt<br>Infinity          | Prelims | Diff:  | 4.100   | 4.100   | 4.100   | 3.800   | 3.900   | 2.200   | 75.350 |       |
|                         |        |                                       |         | Exec:  | 9.100   | 8.550   | 8.600   | 9.300   | 8.550   | 9.050   |        |       |
|                         |        |                                       |         | ND:    | .....   | .....   | .....   | .....   | .....   | .....   |        |       |
|                         |        |                                       | Final:  | 13.200 | 12.650  | 12.700  | 13.100  | 12.450  | 11.250  | 72.050  |        |       |
|                         |        |                                       | Finals  | Diff:  | 4.100   | 4.000   | 3.900   | 3.600   | 3.600   |   |        | 2.200 |
|                         |        |                                       |         | Exec:  | 8.600   | 7.250   | 8.650   | 9.200   | 8.100   |   |        | 8.850 |
| ND:                     | .....  | .....                                 |         | .....  | .....   | .....   | .....   |   |   |   |        |       |
| Final:                  | 12.700 | 11.250                                | 12.550  | 12.800 | 11.700  | 11.050  | 72.050  |   |   |   |        |       |
| Combined Total: 147.400 |        |                                       |         |        |   |   |   |   |   |   |        |       |
| 19                      | 863    | Peyton Mocco<br>M&M Gymnastics        | Prelims | Diff:  | 4.600   | 3.900   | 3.700   | 3.000   | 3.900   | 3.900   | 75.200 |       |
|                         |        |                                       |         | Exec:  | 8.900   | 8.000   | 8.950   | 9.200   | 8.300   | 8.850   |        |       |
|                         |        |                                       |         | ND:    | .....   | .....   | .....   | .....   | .....   | .....   |        |       |
|                         |        |                                       | Final:  | 13.500 | 11.900  | 12.650  | 12.200  | 12.200  | 12.750  | 71.500  |        |       |
|                         |        |                                       | Finals  | Diff:  | 4.600   | 3.900   | 3.700   | 3.000   | 3.900   |   |        | 3.800 |
|                         |        |                                       |         | Exec:  | 8.500   | 7.100   | 9.000   | 7.950   | 8.200   |   |        | 7.850 |
| ND:                     | .....  | .....                                 |         | .....  | .....   | .....   | .....   |   |   |   |        |       |
| Final:                  | 13.100 | 11.000                                | 12.700  | 10.950 | 12.100  | 11.650  | 71.500  |   |   |   |        |       |
| Combined Total: 146.700 |        |                                       |         |        |   |   |   |   |   |   |        |       |
| 20                      | 894    | Travis Keller<br>Capital National Cen | Prelims | Diff:  | 4.600   | 3.800   | 4.200   | 4.400   | 3.700   | 3.600   | 75.800 |       |
|                         |        |                                       |         | Exec:  | 8.700   | 8.400   | 8.600   | 9.200   | 8.100   | 8.500   |        |       |
|                         |        |                                       |         | ND:    | .....   | .....   | .....   | .....   | .....   | .....   |        |       |
|                         |        |                                       | Final:  | 13.300 | 12.200  | 12.800  | 13.600  | 11.800  | 12.100  | 70.550  |        |       |
|                         |        |                                       | Finals  | Diff:  | 4.500   | 3.800   | 4.200   | 3.600   | 3.700   |   |        | 3.600 |
|                         |        |                                       |         | Exec:  | 6.450   | 8.200   | 6.750   | 8.650   | 8.400   |   |        | 8.700 |
| ND:                     | .....  | .....                                 |         | .....  | .....   | .....   | .....   |   |   |   |        |       |
| Final:                  | 10.950 | 12.000                                | 10.950  | 12.250 | 12.100  | 12.300  | 70.550  |   |   |   |        |       |
| Combined Total: 146.350 |        |                                       |         |        |   |   |   |   |   |   |        |       |

# 2014 Men's JO Nationals- JO FINALS

## Meet Results - Multi

May 10, 2014

| Rank                    | Num    | Name/Gym                    |         |        |  |  |  |  |  |  | AA     |       |
|-------------------------|--------|-----------------------------|---------|--------|---|---|---|---|---|---|--------|-------|
| 21                      | 911    | Jack Stockton<br>GK         | Prelims | Diff:  | 4.300   | 3.700   | 2.800   | 2.800   | 4.000   | 3.400   | 74.600 |       |
|                         |        |                             |         | Exec:  | 9.000   | 7.900   | 9.800   | 9.000   | 8.950   | 8.950   |        |       |
|                         |        |                             |         | ND:    | .....   | .....   | .....   | .....   | .....   | .....   |        |       |
|                         |        |                             | Final:  | 13.300 | 11.600  | 12.600  | 11.800  | 12.950  | 12.350  | 71.350  |        |       |
|                         |        |                             | Finals  | Diff:  | 4.300   | 3.700   | 2.500   | 3.000   | 3.700   |   |        | 3.200 |
|                         |        |                             |         | Exec:  | 8.750   | 8.000   | 9.450   | 8.050   | 8.950   |   |        | 7.750 |
| ND:                     | .....  | .....                       |         | .....  | .....   | .....   | .....   |   |   |   |        |       |
| Final:                  | 13.050 | 11.700                      | 11.950  | 11.050 | 12.650  | 10.950  | 71.350  |   |   |   |        |       |
| Combined Total: 145.950 |        |                             |         |        |   |   |   |   |   |   |        |       |
| 22                      | 868    | Colin Schwartz<br>SCAMPS    | Prelims | Diff:  | 4.100   | 4.600   | 3.800   | 3.600   | 3.700   | 3.200   | 74.950 |       |
|                         |        |                             |         | Exec:  | 9.100   | 7.950   | 8.400   | 9.100   | 8.650   | 8.750   |        |       |
|                         |        |                             |         | ND:    | .....   | .....   | .....   | .....   | .....   | .....   |        |       |
|                         |        |                             | Final:  | 13.200 | 12.550  | 12.200  | 12.700  | 12.350  | 11.950  | 69.450  |        |       |
|                         |        |                             | Finals  | Diff:  | 4.100   | 4.700   | 3.200   | 3.600   | 3.700   |   |        | 3.200 |
|                         |        |                             |         | Exec:  | 8.850   | 5.550   | 7.600   | 8.800   | 8.200   |   |        | 7.950 |
| ND:                     | .....  | .....                       |         | .....  | .....   | .....   | .....   |   |   |   |        |       |
| Final:                  | 12.950 | 10.250                      | 10.800  | 12.400 | 11.900  | 11.150  | 69.450  |   |   |   |        |       |
| Combined Total: 144.400 |        |                             |         |        |   |   |   |   |   |   |        |       |
| 23                      | 841    | Ryan McVay<br>Extreme       | Prelims | Diff:  | 4.200   | 4.100   | 3.700   | 3.600   | 4.100   | 4.200   | 74.650 |       |
|                         |        |                             |         | Exec:  | 8.900   | 8.300   | 8.700   | 9.000   | 8.400   | 7.450   |        |       |
|                         |        |                             |         | ND:    | .....   | .....   | .....   | .....   | .....   | .....   |        |       |
|                         |        |                             | Final:  | 13.100 | 12.400  | 12.400  | 12.600  | 12.500  | 11.650  | 62.200  |        |       |
|                         |        |                             | Finals  | Diff:  | 4.300   | 4.200   | 0.000   | 3.600   | 3.900   |   |        | 4.400 |
|                         |        |                             |         | Exec:  | 8.400   | 8.900   | 0.000   | 9.100   | 7.350   |   |        | 8.050 |
| ND:                     | .....  | .....                       |         | .....  | .....   | .....   | .....   |   |   |   |        |       |
| Final:                  | 12.700 | 13.100                      | 0.000   | 12.700 | 11.250  | 12.450  | 62.200  |   |   |   |        |       |
| Combined Total: 136.850 |        |                             |         |        |   |   |   |   |   |   |        |       |
| 24                      | 859    | Collin Lillie<br>Southlake  | Prelims | Diff:  | 4.400   | 3.900   | 4.200   | 3.600   | 3.500   | 2.300   | 74.300 |       |
|                         |        |                             |         | Exec:  | 9.200   | 8.550   | 8.900   | 8.850   | 9.150   | 7.850   |        |       |
|                         |        |                             |         | ND:    | .....   | .....   | .....   | -0.100  | .....   | .....   |        |       |
|                         |        |                             | Final:  | 13.600 | 12.450  | 13.100  | 12.350  | 12.650  | 10.150  | 52.300  |        |       |
|                         |        |                             | Finals  | Diff:  | 4.400   | 4.100   | 4.300   | .....   | 3.500   |   |        | ..... |
|                         |        |                             |         | Exec:  | 9.400   | 9.200   | 8.500   | .....   | 8.900   |   |        | ..... |
| ND:                     | .....  | .....                       |         | .....  | .....   | .....   | .....   |   |   |   |        |       |
| Final:                  | 13.800 | 13.300                      | 12.800  | .....  | 12.400  | .....   | 52.300  |   |   |   |        |       |
| Combined Total: 126.600 |        |                             |         |        |   |   |   |   |   |   |        |       |
| 25                      | 910    | Tucker Hunt<br>5280 (North) | Prelims | Diff:  | 4.400   | 3.200   | 4.300   | 3.600   | 4.300   | 4.300   | 75.750 |       |
|                         |        |                             |         | Exec:  | 8.950   | 8.250   | 8.500   | 9.250   | 8.000   | 8.700   |        |       |
|                         |        |                             |         | ND:    | .....   | .....   | .....   | .....   | .....   | .....   |        |       |
|                         |        |                             | Final:  | 13.350 | 11.450  | 12.800  | 12.850  | 12.300  | 13.000  | 49.600  |        |       |
|                         |        |                             | Finals  | Diff:  | 4.300   | 4.100   | 4.300   | 3.600   | 0.000   |   |        | 0.000 |
|                         |        |                             |         | Exec:  | 8.300   | 7.950   | 7.800   | 9.250   | 0.000   |   |        | 0.000 |
| ND:                     | .....  | .....                       |         | .....  | .....   | .....   | .....   |   |   |   |        |       |
| Final:                  | 12.600 | 12.050                      | 12.100  | 12.850 | 0.000   | 0.000   | 49.600  |   |   |   |        |       |
| Combined Total: 125.350 |        |                             |         |        |   |   |   |   |   |   |        |       |

# 2014 Men's JO Nationals- JO FINALS

## Meet Results - Multi







May 10, 2014

Page: 6

Printed: 5/11/2014 6:31 PM

Men / 9 / 14 yrs

Session: 10B

| Rank            | Num    | Name/Gym                            |                 |        |  |  |  |  |  |  | AA      |         |       |       |
|-----------------|--------|-------------------------------------|-----------------|--------|---|---|---|---|---|---|---------|---------|-------|-------|
| 26              | 891    | Alexander Fitzgerald<br>Tri-Town CT | Prelims         | Diff:  | 4.300   | 3.000   | 3.600   | 3.600   | 3.500   | 3.000   | 73.750  |         |       |       |
|                 |        |                                     |                 | Exec:  | 8.900   | 6.850   | 9.450   | 9.400   | 8.850   | 9.300   |         |         |       |       |
|                 |        |                                     |                 | ND:    | _____   | _____   | _____   | _____   | _____   | _____   |         |         |       |       |
|                 |        |                                     | Final:          | 13.200 | 9.850   | 13.050  | 13.000  | 12.350  | 12.300  | 50.200  |         |         |       |       |
|                 |        |                                     | Finals          | Diff:  | 4.300   | _____   | 3.400   | 3.600   | _____   |   |         | 3.000   |       |       |
|                 |        |                                     |                 | Exec:  | 8.650   | _____   | 9.100   | 9.000   | _____   |   |         | 9.150   |       |       |
|                 |        |                                     |                 | ND:    | _____   | _____   | _____   | _____   | _____   |   |         | _____   |       |       |
|                 |        |                                     | Final:          | 12.950 | _____   | 12.500  | 12.600  | _____   | 12.150  |   |         | 123.950 |       |       |
|                 |        |                                     | Combined Total: |        |   |   |   |   |   |   |         |         |       |       |
|                 |        |                                     | 27              | 876    | Zach Peters<br>Interactive  | Prelims   | Diff:   | 4.500   | 3.900   |   |         | 4.000   | 4.400 | 3.300 |
| Exec:           | 8.950  | 8.650                               |                 |        |   |   | 8.900   | 9.150   | 8.150   | 8.050   |         |         |       |       |
| ND:             | _____  | _____                               |                 |        |   |   | _____   | _____   | _____   | _____   |         |         |       |       |
| Final:          | 13.450 | 12.550                              |                 |        |   | 12.900  | 13.550  | 11.450  | 10.650  | 49.050  |         |         |       |       |
| Finals          | Diff:  | 4.500                               |                 |        |   | 4.000   | 4.000   | 4.400   | _____   |   | _____   |         |       |       |
|                 | Exec:  | 9.000                               |                 |        |   | 5.500   | 8.250   | 9.400   | _____   |   | _____   |         |       |       |
|                 | ND:    | _____                               |                 |        |   | _____   | _____   | _____   | _____   |   | _____   |         |       |       |
| Final:          | 13.500 | 9.500                               |                 |        |   | 12.250  | 13.800  | _____   | _____   |   | 123.600 |         |       |       |
| Combined Total: |        |                                     |                 |        |   |   |   |   |   |   |         |         |       |       |
| 28              | 906    | Sergio Fernandez<br>TAG USA         |                 |        |   | Prelims   | Diff:   | 4.700   | 3.500   |   | 2.800   | 3.600   | 3.900 | 4.100 |
|                 |        |                                     | Exec:           | 9.000  | 7.700   |   | 9.500   | 9.100   | 8.550   | 7.850   |         |         |       |       |
|                 |        |                                     | ND:             | _____  | _____   |   | _____   | _____   | _____   | _____   |         |         |       |       |
|                 |        |                                     | Final:          | 13.700 | 11.200  | 12.300  | 12.700  | 12.450  | 11.950  | 39.350  |         |         |       |       |
|                 |        |                                     | Finals          | Diff:  | 4.700   | _____   | _____   | _____   | 4.100   |   | 4.100   |         |       |       |
|                 |        |                                     |                 | Exec:  | 8.900   | _____   | _____   | _____   | 8.900   |   | 8.650   |         |       |       |
|                 |        |                                     |                 | ND:    | _____   | _____   | _____   | _____   | _____   |   | _____   |         |       |       |
|                 |        |                                     | Final:          | 13.600 | _____   | _____   | _____   | 13.000  | 12.750  |   | 113.650 |         |       |       |
|                 |        |                                     | Combined Total: |        |   |   |   |   |   |   |         |         |       |       |
|                 |        |                                     | 29              | 907    | Asad Jooma<br>Tataru's  | Prelims   | Diff:   | 5.000   | 4.200   |   | 3.700   | 4.400   | 3.900 | 3.200 |
| Exec:           | 8.800  | 6.750                               |                 |        |   |   | 8.400   | 9.550   | 8.600   | 8.100   |         |         |       |       |
| ND:             | _____  | _____                               |                 |        |   |   | _____   | -0.100  | _____   | _____   |         |         |       |       |
| Final:          | 13.800 | 10.950                              |                 |        |   | 12.100  | 13.850  | 12.500  | 11.300  | 38.200  |         |         |       |       |
| Finals          | Diff:  | 4.700                               |                 |        |   | _____   | _____   | 3.600   | 4.300   |   | _____   |         |       |       |
|                 | Exec:  | 7.600                               |                 |        |   | _____   | _____   | 9.100   | 9.200   |   | _____   |         |       |       |
|                 | ND:    | -0.300                              |                 |        |   | _____   | _____   | _____   | _____   |   | _____   |         |       |       |
| Final:          | 12.000 | _____                               |                 |        |   | _____   | 12.700  | 13.500  | _____   |   | 112.700 |         |       |       |
| Combined Total: |        |                                     |                 |        |   |   |   |   |   |   |         |         |       |       |
| 30              | 900    | Caleb Shirley<br>High Point         |                 |        |   | Prelims   | Diff:   | 4.300   | 3.500   |   | 3.300   | 2.800   | 3.200 | 2.100 |
|                 |        |                                     | Exec:           | 8.750  | 9.000   |   | 9.300   | 9.300   | 9.450   | 8.750   |         |         |       |       |
|                 |        |                                     | ND:             | _____  | _____   |   | _____   | _____   | _____   | _____   |         |         |       |       |
|                 |        |                                     | Final:          | 13.050 | 12.500  | 12.600  | 12.100  | 12.650  | 10.850  | 38.400  |         |         |       |       |
|                 |        |                                     | Finals          | Diff:  | 4.300   | 3.500   | _____   | _____   | 3.200   |   | _____   |         |       |       |
|                 |        |                                     |                 | Exec:  | 9.050   | 8.950   | _____   | _____   | 9.400   |   | _____   |         |       |       |
|                 |        |                                     |                 | ND:    | _____   | _____   | _____   | _____   | _____   |   | _____   |         |       |       |
|                 |        |                                     | Final:          | 13.350 | 12.450  | _____   | _____   | 12.600  | _____   |   | 112.150 |         |       |       |
|                 |        |                                     | Combined Total: |        |   |   |   |   |   |   |         |         |       |       |







# 2014 Men's JO Nationals- JO FINALS

## Meet Results - Multi

May 10, 2014

Page: 7  
Printed: 5/11/2014 6:31 PM

Men / 9 / 14 yrs  
Session: 10B

| Rank            | Num    | Name/Gym                     |                 |        |  |  |  |  |  |  | AA      |       |         |       |
|-----------------|--------|------------------------------|-----------------|--------|---|---|---|---|---|---|---------|-------|---------|-------|
| 31              | 872    | Brendan Hopgood<br>Gym World | Prelims         | Diff:  | 4.100   | 4.400   | 4.500   | 3.600   | 3.900   | 2.900   | 74.000  |       |         |       |
|                 |        |                              |                 | Exec:  | 9.100   | 8.600   | 8.000   | 8.150   | 8.750   | 8.000   |         |       |         |       |
|                 |        |                              |                 | ND:    | —   | —   | —   | —   | —   | —   |         |       |         |       |
|                 |        |                              | Final:          | 13.200 | 13.000  | 12.500  | 11.750  | 12.650  | 10.900  | 74.000  |         |       |         |       |
|                 |        |                              | Finals          | Diff:  | 4.300   | 4.100   | —   | —   | 3.900   |   | —       |       |         |       |
|                 |        |                              |                 | Exec:  | 9.000   | 7.050   | —   | —   | 8.900   |   | —       |       |         |       |
|                 |        |                              |                 | ND:    | —   | —   | —   | —   | —   |   | —       |       |         |       |
|                 |        |                              | Final:          | 13.300 | 11.150  | —   | —   | 12.800  | —   |   | 37.250  |       |         |       |
|                 |        |                              | Combined Total: |        |   |   |   |   |   |   |         |       | 111.250 |       |
|                 |        |                              | 32              | 847    | Aaron Swanson<br>MAC  | Prelims   | Diff:   | 4.000   | 3.100   |   | 3.100   | 3.600 | 3.700   | 2.300 |
| Exec:           | 9.050  | 7.350                        |                 |        |   |   | 9.250   | 9.200   | 9.000   | 9.100   |         |       |         |       |
| ND:             | —      | —                            |                 |        |   |   | —   | —   | —   | —   |         |       |         |       |
| Final:          | 13.050 | 10.450                       |                 |        |   | 12.350  | 12.800  | 12.700  | 11.400  | 72.750  |         |       |         |       |
| Finals          | Diff:  | 3.800                        |                 |        |   | —   | —   | 3.600   | 3.700   |   | —       |       |         |       |
|                 | Exec:  | 8.950                        |                 |        |   | —   | —   | 9.250   | 8.400   |   | —       |       |         |       |
|                 | ND:    | —                            |                 |        |   | —   | —   | —   | —   |   | —       |       |         |       |
| Final:          | 12.750 | —                            |                 |        |   | —   | 12.850  | 12.100  | —   |   | 37.700  |       |         |       |
| Combined Total: |        |                              |                 |        |   |   |   |   |   |   | 110.450 |       |         |       |
| 33              | 851    | Anthony Stroud<br>Eagle Gym  |                 |        |   | Prelims   | Diff:   | 4.300   | 3.900   |   | 4.500   | 3.600 | 3.400   | 3.400 |
|                 |        |                              | Exec:           | 8.800  | 7.900   |   | 9.000   | 8.950   | 6.900   | 8.700   |         |       |         |       |
|                 |        |                              | ND:             | —      | —   |   | —   | —   | —   | —   |         |       |         |       |
|                 |        |                              | Final:          | 13.100 | 11.800  | 13.500  | 12.550  | 10.300  | 12.100  | 73.350  |         |       |         |       |
|                 |        |                              | Finals          | Diff:  | 4.300   | —   | 4.200   | —   | —   |   | 3.200   |       |         |       |
|                 |        |                              |                 | Exec:  | 8.150   | —   | 8.300   | —   | —   |   | 8.150   |       |         |       |
|                 |        |                              |                 | ND:    | —   | —   | —   | —   | —   |   | —       |       |         |       |
|                 |        |                              | Final:          | 12.450 | —   | 12.500  | —   | —   | 11.350  |   | 36.300  |       |         |       |
|                 |        |                              | Combined Total: |        |   |   |   |   |   |   |         |       | 109.650 |       |
|                 |        |                              | 34              | 869    | Vova Tipler<br>TAGS South   | Prelims   | Diff:   | 4.100   | 3.600   |   | 4.000   | 2.800 | 3.900   | 3.600 |
| Exec:           | 8.900  | 7.150                        |                 |        |   |   | 8.900   | 8.900   | 9.350   | 8.800   |         |       |         |       |
| ND:             | —      | —                            |                 |        |   |   | —   | -0.300  | —   | —   |         |       |         |       |
| Final:          | 13.000 | 10.750                       |                 |        |   | 12.900  | 11.400  | 13.250  | 12.400  | 73.700  |         |       |         |       |
| Finals          | Diff:  | —                            |                 |        |   | —   | 4.000   | —   | 3.500   |   | 3.400   |       |         |       |
|                 | Exec:  | —                            |                 |        |   | —   | 8.600   | —   | 9.000   |   | 7.400   |       |         |       |
|                 | ND:    | —                            |                 |        |   | —   | —   | —   | —   |   | —       |       |         |       |
| Final:          | —      | —                            |                 |        |   | 12.600  | —   | 12.500  | 10.800  |   | 35.900  |       |         |       |
| Combined Total: |        |                              |                 |        |   |   |   |   |   |   | 109.600 |       |         |       |
| 35              | 870    | Alan Gerdov<br>BGGC          |                 |        |   | Prelims   | Diff:   | 4.200   | 3.800   |   | 2.300   | 3.800 | 3.500   | 3.200 |
|                 |        |                              | Exec:           | 8.450  | 8.800   |   | 9.050   | 9.250   | 7.000   | 8.850   |         |       |         |       |
|                 |        |                              | ND:             | —      | —   |   | —   | —   | —   | —   |         |       |         |       |
|                 |        |                              | Final:          | 12.650 | 12.600  | 11.350  | 13.050  | 10.500  | 12.050  | 72.200  |         |       |         |       |
|                 |        |                              | Finals          | Diff:  | —   | 3.400   | —   | 3.600   | —   |   | 3.200   |       |         |       |
|                 |        |                              |                 | Exec:  | —   | 7.900   | —   | 8.850   | —   |   | 8.350   |       |         |       |
|                 |        |                              |                 | ND:    | —   | —   | —   | —   | —   |   | —       |       |         |       |
|                 |        |                              | Final:          | —      | 11.300  | —   | 12.450  | —   | 11.550  |   | 35.300  |       |         |       |
|                 |        |                              | Combined Total: |        |   |   |   |   |   |   |         |       | 107.500 |       |

# 2014 Men's JO Nationals- JO FINALS

## Meet Results - Multi







May 10, 2014

Page: 8

Printed: 5/11/2014 6:31 PM

Men / 9 / 14 yrs

Session: 10B







| Rank            | Num    | Name/Gym                       |                 |        |  |  |  |  |  |  | AA     |       |        |
|-----------------|--------|--------------------------------|-----------------|--------|---|---|---|---|---|---|--------|-------|--------|
| 36              | 860    | Taylor Styer<br>St. Louis Gymn | Prelims         | Diff:  | 4.500   | 3.700   | 4.700   | 4.400   | 4.100   | 3.200   |        |       |        |
|                 |        |                                |                 | Exec:  | 7.500   | 6.500   | 9.300   | 8.950   | 8.000   | 8.350   |        |       |        |
|                 |        |                                |                 | ND:    | —   | —   | —   | —   | —   | —   |        |       |        |
|                 |        |                                | Final:          | 12.000 | 10.200  | 14.000  | 13.350  | 12.100  | 11.550  | 73.200  |        |       |        |
|                 |        |                                | Finals          | Diff:  | —   | —   | 4.600   | 4.400   | —   | —   |        |       |        |
|                 |        |                                |                 | Exec:  | —   | —   | 9.300   | 7.850   | —   | —   |        |       |        |
|                 |        |                                |                 | ND:    | —   | —   | —   | —   | —   | —   |        |       |        |
|                 |        |                                |                 | Final: | —   | —   | 13.900  | 12.250  | —   | —   | 26.150 |       |        |
|                 |        |                                | Combined Total: |        |   |   |   |   |   |   |        |       | 99.350 |
|                 |        |                                | 37              | 879    | Ben Mitchell<br>MAG   | Prelims   | Diff:   | 4.100   | 4.100   | 4.500   | 2.800  | 3.800 | 3.300  |
| Exec:           | 8.800  | 8.800                          |                 |        |   |   | 8.750   | 9.000   | 7.100   | 8.350   |        |       |        |
| ND:             | —      | —                              |                 |        |   |   | —   | —   | —   | —   |        |       |        |
| Final:          | 12.900 | 12.900                         |                 |        |   | 13.250  | 11.800  | 10.900  | 11.650  | 73.400  |        |       |        |
| Finals          | Diff:  | —                              |                 |        |   | 4.100   | 4.500   | —   | —   | —   |        |       |        |
|                 | Exec:  | —                              |                 |        |   | 8.200   | 8.700   | —   | —   | —   |        |       |        |
|                 | ND:    | —                              |                 |        |   | —   | —   | —   | —   | —   |        |       |        |
|                 | Final: | —                              |                 |        |   | 12.300  | 13.200  | —   | —   | —   | 25.500 |       |        |
| Combined Total: |        |                                |                 |        |   |   |   |   |   | 98.900  |        |       |        |
| 38              | 865    | Ian Johnson<br>MN Valley       |                 |        |   | Prelims   | Diff:   | 4.100   | 3.700   | 4.000   | 3.600  | 3.700 | 3.400  |
|                 |        |                                | Exec:           | 8.900  | 8.150   |   | 8.450   | 7.950   | 9.300   | 8.750   |        |       |        |
|                 |        |                                | ND:             | —      | —   |   | —   | —   | —   | —   |        |       |        |
|                 |        |                                | Final:          | 13.000 | 11.850  | 12.450  | 11.550  | 13.000  | 12.150  | 74.000  |        |       |        |
|                 |        |                                | Finals          | Diff:  | —   | —   | —   | —   | 3.500   | 3.400   |        |       |        |
|                 |        |                                |                 | Exec:  | —   | —   | —   | —   | 9.150   | 8.550   |        |       |        |
|                 |        |                                |                 | ND:    | —   | —   | —   | —   | —   | —   |        |       |        |
|                 |        |                                |                 | Final: | —   | —   | —   | —   | 12.650  | 11.950  | 24.600 |       |        |
|                 |        |                                | Combined Total: |        |   |   |   |   |   |   |        |       | 98.600 |
|                 |        |                                | 39              | 867    | Max Stergiades<br>Salto   | Prelims   | Diff:   | 4.200   | 3.900   | 4.500   | 2.800  | 4.300 | 3.400  |
| Exec:           | 8.250  | 8.050                          |                 |        |   |   | 8.500   | 9.050   | 8.250   | 7.650   |        |       |        |
| ND:             | —      | —                              |                 |        |   |   | —   | —   | —   | —   |        |       |        |
| Final:          | 12.450 | 11.950                         |                 |        |   | 13.000  | 11.850  | 12.550  | 11.050  | 72.850  |        |       |        |
| Finals          | Diff:  | —                              |                 |        |   | —   | 4.800   | —   | 4.100   | —   |        |       |        |
|                 | Exec:  | —                              |                 |        |   | —   | 8.400   | —   | 7.000   | —   |        |       |        |
|                 | ND:    | —                              |                 |        |   | —   | —   | —   | —   | —   |        |       |        |
|                 | Final: | —                              |                 |        |   | —   | 13.200  | —   | 11.100  | —   | 24.300 |       |        |
| Combined Total: |        |                                |                 |        |   |   |   |   |   | 97.150  |        |       |        |
| 40              | 912    | Justin Hammond<br>GK           |                 |        |   | Prelims   | Diff:   | 4.400   | 3.800   | 3.800   | 3.800  | 3.800 | 2.400  |
|                 |        |                                | Exec:           | 8.500  | 8.450   |   | 8.850   | 9.300   | 8.000   | 7.550   |        |       |        |
|                 |        |                                | ND:             | —      | —   |   | —   | —   | —   | —   |        |       |        |
|                 |        |                                | Final:          | 12.900 | 12.250  | 12.650  | 13.100  | 11.800  | 9.950   | 72.650  |        |       |        |
|                 |        |                                | Finals          | Diff:  | —   | 3.800   | —   | 3.600   | —   | —   |        |       |        |
|                 |        |                                |                 | Exec:  | —   | 8.450   | —   | 8.600   | —   | —   |        |       |        |
|                 |        |                                |                 | ND:    | —   | —   | —   | —   | —   | —   |        |       |        |
|                 |        |                                |                 | Final: | —   | 12.250  | —   | 12.200  | —   | —   | 24.450 |       |        |
|                 |        |                                | Combined Total: |        |   |   |   |   |   |   |        |       | 97.100 |



# 2014 Men's JO Nationals- JO FINALS

## Meet Results - Multi

May 10, 2014

| Rank            | Num    | Name/Gym                        |                 |        |  |  |  |  |  |  | AA     |       |       |        |
|-----------------|--------|---------------------------------|-----------------|--------|---|---|---|---|---|---|--------|-------|-------|--------|
| 41              | 849    | Brady Davis<br>OGA              | Prelims         | Diff:  | 4.100   | 3.900   | 2.300   | 3.600   | 3.500   | 3.000   |        |       |       |        |
|                 |        |                                 |                 | Exec:  | 8.950   | 6.250   | 9.450   | 9.150   | 9.150   | 8.450   |        |       |       |        |
|                 |        |                                 |                 | ND:    | —   | —   | —   | -0.100  | —   | —   |        |       |       |        |
|                 |        |                                 |                 | Final: | 13.050  | 10.150  | 11.750  | 12.650  | 12.650  | 11.450  | 71.700 |       |       |        |
|                 |        |                                 | Finals          | Diff:  | 4.000   | —   | —   | —   | 3.500   | —   |        |       |       |        |
|                 |        |                                 |                 | Exec:  | 9.100   | —   | —   | —   | 8.800   | —   |        |       |       |        |
|                 |        |                                 |                 | ND:    | —   | —   | —   | —   | —   | —   |        |       |       |        |
|                 |        |                                 |                 | Final: | 13.100  | —   | —   | —   | 12.300  | —   | 25.400 |       |       |        |
|                 |        |                                 | Combined Total: |        |   |   |   |   |   |   |        |       |       | 97.100 |
|                 |        |                                 | 42              | 902    | Trevor Lamberton<br>Langley   | Prelims   | Diff:   | 4.100   | 3.000   | 2.300   | 2.800  | 4.000 | 3.200 |        |
| Exec:           | 8.400  | 8.750                           |                 |        |   |   | 9.600   | 9.050   | 8.750   | 8.850   |        |       |       |        |
| ND:             | —      | —                               |                 |        |   |   | —   | —   | —   | —   |        |       |       |        |
| Final:          | 12.500 | 11.750                          |                 |        |   |   | 11.900  | 11.850  | 12.750  | 12.050  | 72.800 |       |       |        |
| Finals          | Diff:  | —                               |                 |        |   | —   | —   | —   | 3.800   | 3.000   |        |       |       |        |
|                 | Exec:  | —                               |                 |        |   | —   | —   | —   | 8.850   | 8.600   |        |       |       |        |
|                 | ND:    | —                               |                 |        |   | —   | —   | —   | —   | —   |        |       |       |        |
|                 | Final: | —                               |                 |        |   | —   | —   | —   | 12.650  | 11.600  | 24.250 |       |       |        |
| Combined Total: |        |                                 |                 |        |   |   |   |   |   |   | 97.050 |       |       |        |
| 43              | 913    | Scott McMurray<br>USA Gym World |                 |        |   | Prelims   | Diff:   | 4.400   | 4.000   | 4.100   | 3.000  | 3.800 | 3.300 |        |
|                 |        |                                 | Exec:           | 7.400  | 8.650   |   | 8.900   | 8.200   | 8.300   | 8.450   |        |       |       |        |
|                 |        |                                 | ND:             | —      | —   |   | —   | —   | —   | —   |        |       |       |        |
|                 |        |                                 | Final:          | 11.800 | 12.650  |   | 13.000  | 11.200  | 12.100  | 11.750  | 72.500 |       |       |        |
|                 |        |                                 | Finals          | Diff:  | —   | 4.200   | 4.000   | —   | —   | —   |        |       |       |        |
|                 |        |                                 |                 | Exec:  | —   | 7.800   | 7.750   | —   | —   | —   |        |       |       |        |
|                 |        |                                 |                 | ND:    | —   | —   | —   | —   | —   | —   |        |       |       |        |
|                 |        |                                 |                 | Final: | —   | 12.000  | 11.750  | —   | —   | —   | 23.750 |       |       |        |
|                 |        |                                 | Combined Total: |        |   |   |   |   |   |   |        |       |       | 96.250 |
|                 |        |                                 | 44T             | 854    | Dalton Farmer<br>OK Gold  | Prelims   | Diff:   | 4.500   | 3.700   | 3.300   | 3.600  | 4.000 | 3.100 |        |
| Exec:           | 8.600  | 6.350                           |                 |        |   |   | 8.500   | 9.250   | 7.750   | 8.000   |        |       |       |        |
| ND:             | —      | —                               |                 |        |   |   | —   | —   | —   | —   |        |       |       |        |
| Final:          | 13.100 | 10.050                          |                 |        |   |   | 11.800  | 12.850  | 11.750  | 11.100  | 70.650 |       |       |        |
| Finals          | Diff:  | 4.000                           |                 |        |   | —   | —   | 3.600   | —   | —   |        |       |       |        |
|                 | Exec:  | 8.550                           |                 |        |   | —   | —   | 9.150   | —   | —   |        |       |       |        |
|                 | ND:    | —                               |                 |        |   | —   | —   | —   | —   | —   |        |       |       |        |
|                 | Final: | 12.550                          |                 |        |   | —   | —   | 12.750  | —   | —   | 25.300 |       |       |        |
| Combined Total: |        |                                 |                 |        |   |   |   |   |   |   | 95.950 |       |       |        |
| 44T             | 880    | Chris Iram<br>Queen City        |                 |        |   | Prelims   | Diff:   | 4.300   | 4.000   | 3.400   | 3.600  | 4.100 | 2.900 |        |
|                 |        |                                 | Exec:           | 8.250  | 8.300   |   | 8.000   | 8.450   | 9.400   | 7.700   |        |       |       |        |
|                 |        |                                 | ND:             | —      | —   |   | —   | —   | —   | —   |        |       |       |        |
|                 |        |                                 | Final:          | 12.550 | 12.300  |   | 11.400  | 12.050  | 13.500  | 10.600  | 72.400 |       |       |        |
|                 |        |                                 | Finals          | Diff:  | —   | 2.900   | —   | —   | 3.900   | —   |        |       |       |        |
|                 |        |                                 |                 | Exec:  | —   | 8.250   | —   | —   | 8.500   | —   |        |       |       |        |
|                 |        |                                 |                 | ND:    | —   | —   | —   | —   | —   | —   |        |       |       |        |
|                 |        |                                 |                 | Final: | —   | 11.150  | —   | —   | 12.400  | —   | 23.550 |       |       |        |
|                 |        |                                 | Combined Total: |        |   |   |   |   |   |   |        |       |       | 95.950 |

# 2014 Men's JO Nationals- JO FINALS

## Meet Results - Multi







May 10, 2014

Page: 10

Printed: 5/11/2014 6:31 PM

Men / 9 / 14 yrs

Session: 10B

| Rank | Num | Name/Gym                            |         |                 |  |  |  |  |  |  | AA |        |  |        |  |
|------|-----|-------------------------------------|---------|-----------------|---|---|---|---|---|---|----|--------|--|--------|--|
| 46   | 921 | Angelo Hristopoulos<br>5280 (South) | Prelims | Diff:           | 3.800   | 3.800   | 4.400   | 2.800   | 3.500   | 2.300   |    |        |  |        |  |
|      |     |                                     |         | Exec:           | 8.800   | 8.650   | 8.750   | 8.650   | 7.600   | 8.700   |    |        |  |        |  |
|      |     |                                     |         | ND:             | —   | —   | —   | —   | —   | —   |    |        |  |        |  |
|      |     |                                     |         | Final:          | 12.600  | 12.450  | 13.150  | 11.450  | 11.100  | 11.000  |    | 71.750 |  |        |  |
|      |     |                                     | Finals  | Diff:           | —   | 3.800   | 4.300   | —   | —   | —   |    |        |  |        |  |
|      |     |                                     |         | Exec:           | —   | 8.450   | 7.550   | —   | —   | —   |    |        |  |        |  |
|      |     |                                     |         | ND:             | —   | —   | —   | —   | —   | —   |    |        |  |        |  |
|      |     |                                     |         | Final:          | —   | 12.250  | 11.850  | —   | —   | —   |    | 24.100 |  |        |  |
|      |     |                                     |         | Combined Total: |   |   |   |   |   |   |    |        |  | 95.850 |  |
|      |     |                                     |         |                 |   |   |   |   |   |   |    |        |  |        |  |
| 47   | 904 | Joshua Getty<br>Roswell             | Prelims | Diff:           | 4.200   | 2.900   | 3.100   | 3.600   | 3.400   | 2.000   |    |        |  |        |  |
|      |     |                                     |         | Exec:           | 9.100   | 6.750   | 9.300   | 9.200   | 8.500   | 7.700   |    |        |  |        |  |
|      |     |                                     |         | ND:             | —   | —   | —   | —   | —   | —   |    |        |  |        |  |
|      |     |                                     |         | Final:          | 13.300  | 9.650   | 12.400  | 12.800  | 11.900  | 9.700   |    | 69.750 |  |        |  |
|      |     |                                     | Finals  | Diff:           | 4.000   | —   | —   | 2.000   | —   | —   |    |        |  |        |  |
|      |     |                                     |         | Exec:           | 9.050   | —   | —   | 8.500   | —   | —   |    |        |  |        |  |
|      |     |                                     |         | ND:             | —   | —   | —   | —   | —   | —   |    |        |  |        |  |
|      |     |                                     |         | Final:          | 13.050  | —   | —   | 10.500  | —   | —   |    | 23.550 |  |        |  |
|      |     |                                     |         | Combined Total: |   |   |   |   |   |   |    |        |  | 93.300 |  |
|      |     |                                     |         |                 |   |   |   |   |   |   |    |        |  |        |  |
| 48   | 899 | Jeb Ward<br>Gym Force               | Prelims | Diff:           | 4.900   | 3.800   | 3.400   | 3.600   | 3.400   | 2.500   |    |        |  |        |  |
|      |     |                                     |         | Exec:           | 8.700   | 8.150   | 9.050   | 8.950   | 8.900   | 8.850   |    |        |  |        |  |
|      |     |                                     |         | ND:             | —   | —   | —   | —   | —   | —   |    |        |  |        |  |
|      |     |                                     |         | Final:          | 13.600  | 11.950  | 12.450  | 12.550  | 12.300  | 11.350  |    | 74.200 |  |        |  |
|      |     |                                     | Finals  | Diff:           | 4.900   | —   | —   | —   | —   | —   |    |        |  |        |  |
|      |     |                                     |         | Exec:           | 8.050   | —   | —   | —   | —   | —   |    |        |  |        |  |
|      |     |                                     |         | ND:             | —   | —   | —   | —   | —   | —   |    |        |  |        |  |
|      |     |                                     |         | Final:          | 12.950  | —   | —   | —   | —   | —   |    | 12.950 |  |        |  |
|      |     |                                     |         | Combined Total: |   |   |   |   |   |   |    |        |  | 87.150 |  |
|      |     |                                     |         |                 |   |   |   |   |   |   |    |        |  |        |  |
| 49T  | 885 | Jared Cuthbertson<br>Premier West   | Prelims | Diff:           | 4.100   | 4.200   | 3.900   | 3.800   | 3.500   | 2.400   |    |        |  |        |  |
|      |     |                                     |         | Exec:           | 8.850   | 7.500   | 8.850   | 9.450   | 8.600   | 8.650   |    |        |  |        |  |
|      |     |                                     |         | ND:             | —   | —   | —   | —   | —   | —   |    |        |  |        |  |
|      |     |                                     |         | Final:          | 12.950  | 11.700  | 12.750  | 13.250  | 12.100  | 11.050  |    | 73.800 |  |        |  |
|      |     |                                     | Finals  | Diff:           | —   | —   | —   | 3.600   | —   | —   |    |        |  |        |  |
|      |     |                                     |         | Exec:           | —   | —   | —   | 9.250   | —   | —   |    |        |  |        |  |
|      |     |                                     |         | ND:             | —   | —   | —   | —   | —   | —   |    |        |  |        |  |
|      |     |                                     |         | Final:          | —   | —   | —   | 12.850  | —   | —   |    | 12.850 |  |        |  |
|      |     |                                     |         | Combined Total: |   |   |   |   |   |   |    |        |  | 86.650 |  |
|      |     |                                     |         |                 |   |   |   |   |   |   |    |        |  |        |  |
| 49T  | 889 | Mitchell Monahan<br>Interstate MA   | Prelims | Diff:           | 4.000   | 3.800   | 4.300   | 3.600   | 3.200   | 2.600   |    |        |  |        |  |
|      |     |                                     |         | Exec:           | 8.950   | 7.950   | 8.950   | 8.900   | 9.000   | 8.350   |    |        |  |        |  |
|      |     |                                     |         | ND:             | —   | —   | —   | —   | —   | —   |    |        |  |        |  |
|      |     |                                     |         | Final:          | 12.950  | 11.750  | 13.250  | 12.500  | 12.200  | 10.950  |    | 73.600 |  |        |  |
|      |     |                                     | Finals  | Diff:           | —   | —   | 4.300   | —   | —   | —   |    |        |  |        |  |
|      |     |                                     |         | Exec:           | —   | —   | 8.750   | —   | —   | —   |    |        |  |        |  |
|      |     |                                     |         | ND:             | —   | —   | —   | —   | —   | —   |    |        |  |        |  |
|      |     |                                     |         | Final:          | —   | —   | 13.050  | —   | —   | —   |    | 13.050 |  |        |  |
|      |     |                                     |         | Combined Total: |   |   |   |   |   |   |    |        |  | 86.650 |  |
|      |     |                                     |         |                 |   |   |   |   |   |   |    |        |  |        |  |







# 2014 Men's JO Nationals- JO FINALS

## Meet Results - Multi

May 10, 2014

Page: 11  
Printed: 5/11/2014 6:31 PM

Men / 9 / 14 yrs  
Session: 10B

| Rank            | Num | Name/Gym                                 |         |        |  |  |  |  |  |  | AA     |       |
|-----------------|-----|--|---------|--------|---|---|---|---|---|---|--------|-------|
| 51T             | 862 | Alexander Kramer<br>WOGA Frisco          | Prelims | Diff:  | 3.900   | 3.300   | 3.500   | 4.400   | 3.700   | 3.300   | 72.800 |       |
|                 |     |  |         | Exec:  | 8.800   | 8.200   | 8.350   | 8.800   | 8.000   | 8.550   |        |       |
|                 |     |  |         | ND:    | ---   | ---   | ---   | ---   | ---   | ---   |        |       |
|                 |     |  | Final:  | 12.700 | 11.500  | 11.850  | 13.200  | 11.700  | 11.850  | 13.250  |        |       |
|                 |     |  | Finals  | Diff:  | ---   | ---   | ---   | 4.400   | ---   |   |        | ---   |
|                 |     |  |         | Exec:  | ---   | ---   | ---   | 8.850   | ---   |   |        | ---   |
| ND:             | --- | ---                                      |         | ---    | ---   | ---   | ---   |   |   |   |        |       |
| Final:          | --- | ---                                      | ---     | 13.250 | ---   | ---   | 13.250  |   |   |   |        |       |
| Combined Total: |     |  |         |        |   |   |   |   |   |   | 86.050 |       |
| 51T             | 873 | Evan Rehm<br>Infinity                    | Prelims | Diff:  | 3.900   | 3.700   | 4.500   | 3.200   | 3.700   | 3.400   | 73.000 |       |
|                 |     |  |         | Exec:  | 8.850   | 6.750   | 8.900   | 9.150   | 8.550   | 8.400   |        |       |
|                 |     |  |         | ND:    | ---   | ---   | ---   | ---   | ---   | ---   |        |       |
|                 |     |  | Final:  | 12.750 | 10.450  | 13.400  | 12.350  | 12.250  | 11.800  | 13.050  |        |       |
|                 |     |  | Finals  | Diff:  | ---   | ---   | 4.500   | ---   | ---   |   |        | ---   |
|                 |     |  |         | Exec:  | ---   | ---   | 8.550   | ---   | ---   |   |        | ---   |
| ND:             | --- | ---                                      |         | ---    | ---   | ---   | ---   |   |   |   |        |       |
| Final:          | --- | ---                                      | 13.050  | ---    | ---   | ---   | 13.050  |   |   |   |        |       |
| Combined Total: |     |  |         |        |   |   |   |   |   |   | 86.050 |       |
| 53              | 888 | John Rowbotham<br>Gym Village NH01       | Prelims | Diff:  | 3.400   | 3.300   | 4.400   | 3.000   | 3.400   | 2.500   | 72.650 |       |
|                 |     |  |         | Exec:  | 8.850   | 8.250   | 8.400   | 9.350   | 9.050   | 8.750   |        |       |
|                 |     |  |         | ND:    | ---   | ---   | ---   | ---   | ---   | ---   |        |       |
|                 |     |  | Final:  | 12.250 | 11.550  | 12.800  | 12.350  | 12.450  | 11.250  | 12.650  |        |       |
|                 |     |  | Finals  | Diff:  | ---   | ---   | ---   | ---   | 3.400   |   |        | ---   |
|                 |     |  |         | Exec:  | ---   | ---   | ---   | ---   | 9.250   |   |        | ---   |
| ND:             | --- | ---                                      |         | ---    | ---   | ---   | ---   |   |   |   |        |       |
| Final:          | --- | ---                                      | ---     | ---    | 12.650  | ---   | 12.650  |   |   |   |        |       |
| Combined Total: |     |  |         |        |   |   |   |   |   |   | 85.300 |       |
| 54T             | 915 | Michael Pepe-Lage<br>All American MA- R7 | Prelims | Diff:  | 4.200   | 3.400   | 4.300   | 3.000   | 3.700   | 4.300   | 71.750 |       |
|                 |     |  |         | Exec:  | 8.500   | 7.100   | 8.000   | 9.050   | 7.500   | 8.700   |        |       |
|                 |     |  |         | ND:    | ---   | ---   | ---   | ---   | ---   | ---   |        |       |
|                 |     |  | Final:  | 12.700 | 10.500  | 12.300  | 12.050  | 11.200  | 13.000  | 12.650  |        |       |
|                 |     |  | Finals  | Diff:  | ---   | ---   | ---   | ---   | ---   |   |        | 4.300 |
|                 |     |  |         | Exec:  | ---   | ---   | ---   | ---   | ---   |   |        | 8.350 |
| ND:             | --- | ---                                      |         | ---    | ---   | ---   | ---   |   |   |   |        |       |
| Final:          | --- | ---                                      | ---     | ---    | ---   | 12.650  | 12.650  |   |   |   |        |       |
| Combined Total: |     |  |         |        |   |   |   |   |   |   | 84.400 |       |
| 54T             | 916 | Michael Matthews<br>Ellis                | Prelims | Diff:  | 4.000   | 3.100   | 2.500   | 2.800   | 3.600   | 3.000   | 72.850 |       |
|                 |     |  |         | Exec:  | 9.000   | 8.100   | 9.800   | 9.500   | 8.500   | 8.950   |        |       |
|                 |     |  |         | ND:    | ---   | ---   | ---   | ---   | ---   | ---   |        |       |
|                 |     |  | Final:  | 13.000 | 11.200  | 12.300  | 12.300  | 12.100  | 11.950  | 11.550  |        |       |
|                 |     |  | Finals  | Diff:  | ---   | ---   | ---   | ---   | ---   |   |        | 2.800 |
|                 |     |  |         | Exec:  | ---   | ---   | ---   | ---   | ---   |   |        | 8.750 |
| ND:             | --- | ---                                      |         | ---    | ---   | ---   | ---   |   |   |   |        |       |
| Final:          | --- | ---                                      | ---     | ---    | ---   | 11.550  | 11.550  |   |   |   |        |       |
| Combined Total: |     |  |         |        |   |   |   |   |   |   | 84.400 |       |

# 2014 Men's JO Nationals- JO FINALS

## Meet Results - Multi







May 10, 2014

Page: 12

Printed: 5/11/2014 6:31 PM

Men / 9 / 14 yrs

Session: 10B

| Rank            | Num    | Name/Gym                                 |                 |        |  |  |  |  |  |  | AA     |        |       |        |        |
|-----------------|--------|--|-----------------|--------|---|---|---|---|---|---|--------|--------|-------|--------|--------|
| 56              | 883    | Emery Smith<br>Premier                   | Prelims         | Diff:  | 4.500   | 3.100   | 2.700   | 3.000   | 3.400   | 3.100   | 72.500 |        |       |        |        |
|                 |        |  |                 | Exec:  | 8.100   | 8.900   | 9.800   | 8.700   | 8.350   | 8.850   |        |        |       |        |        |
|                 |        |  |                 | ND:    | ---   | ---   | ---   | ---   | ---   | ---   |        |        |       |        |        |
|                 |        |  |                 | Final: | 12.600  | 12.000  | 12.500  | 11.700  | 11.750  | 11.950  |        |        |       |        |        |
|                 |        |  | Finals          | Diff:  | ---   | ---   | ---   | ---   | ---   | 3.100   |        | 11.850 |       |        |        |
|                 |        |  |                 | Exec:  | ---   | ---   | ---   | ---   | ---   | 8.750   |        |        |       |        |        |
|                 |        |  |                 | ND:    | ---   | ---   | ---   | ---   | ---   | ---   |        |        |       |        |        |
|                 |        |  |                 | Final: | ---   | ---   | ---   | ---   | ---   | 11.850  |        |        |       |        |        |
|                 |        |  | Combined Total: |        |   |   |   |   |   |   |        |        |       | 84.350 |        |
|                 |        |  | 57              | 896    | Nicholas Leggio<br>Hotshots   | Prelims   | Diff:   | 3.800   | 3.600   | 2.300   |        | 2.800  | 3.300 | 2.900  | 72.050 |
| Exec:           | 8.900  | 8.200                                    |                 |        |   |   | 9.350   | 9.050   | 8.750   | 9.100   |        |        |       |        |        |
| ND:             | ---    | ---                                      |                 |        |   |   | ---   | ---   | ---   | ---   |        |        |       |        |        |
| Final:          | 12.700 | 11.800                                   |                 |        |   |   | 11.650  | 11.850  | 12.050  | 12.000  |        |        |       |        |        |
| Finals          | Diff:  | ---                                      |                 |        |   | ---   | ---   | ---   | ---   | 2.900   | 12.100 |        |       |        |        |
|                 | Exec:  | ---                                      |                 |        |   | ---   | ---   | ---   | ---   | 9.200   |        |        |       |        |        |
|                 | ND:    | ---                                      |                 |        |   | ---   | ---   | ---   | ---   | ---   |        |        |       |        |        |
|                 | Final: | ---                                      |                 |        |   | ---   | ---   | ---   | ---   | 12.100  |        |        |       |        |        |
| Combined Total: |        |  |                 |        |   |   |   |   |   |   | 84.150 |        |       |        |        |
| 58              | 857    | Calvin Rasmussen<br>Sky High             |                 |        |   | Prelims   | Diff:   | 4.100   | 4.100   | 3.500   | 3.600  | 4.100  | 4.100 | 72.550 |        |
|                 |        |  | Exec:           | 7.700  | 7.150   |   | 9.050   | 9.050   | 8.000   | 8.100   |        |        |       |        |        |
|                 |        |  | ND:             | ---    | ---   |   | ---   | ---   | ---   | ---   |        |        |       |        |        |
|                 |        |  | Final:          | 11.800 | 11.250  |   | 12.550  | 12.650  | 12.100  | 12.200  |        |        |       |        |        |
|                 |        |  | Finals          | Diff:  | ---   | ---   | ---   | ---   | ---   | 4.000   | 11.450 |        |       |        |        |
|                 |        |  |                 | Exec:  | ---   | ---   | ---   | ---   | ---   | 7.450   |        |        |       |        |        |
|                 |        |  |                 | ND:    | ---   | ---   | ---   | ---   | ---   | ---   |        |        |       |        |        |
|                 |        |  |                 | Final: | ---   | ---   | ---   | ---   | ---   | 11.450  |        |        |       |        |        |
|                 |        |  | Combined Total: |        |   |   |   |   |   |   |        |        |       |        | 84.000 |
|                 |        |  | 59              | 852    | Justin Sand<br>Epic   | Prelims   | Diff:   | 4.500   | 4.100   | 3.500   | 3.600  | 3.900  | 2.800 |        | 71.800 |
| Exec:           | 8.350  | 7.300                                    |                 |        |   |   | 8.700   | 8.700   | 7.200   | 9.150   |        |        |       |        |        |
| ND:             | ---    | ---                                      |                 |        |   |   | ---   | ---   | ---   | ---   |        |        |       |        |        |
| Final:          | 12.850 | 11.400                                   |                 |        |   |   | 12.200  | 12.300  | 11.100  | 11.950  |        |        |       |        |        |
| Finals          | Diff:  | ---                                      |                 |        |   | ---   | ---   | ---   | ---   | 2.800   | 11.700 |        |       |        |        |
|                 | Exec:  | ---                                      |                 |        |   | ---   | ---   | ---   | ---   | 8.900   |        |        |       |        |        |
|                 | ND:    | ---                                      |                 |        |   | ---   | ---   | ---   | ---   | ---   |        |        |       |        |        |
|                 | Final: | ---                                      |                 |        |   | ---   | ---   | ---   | ---   | 11.700  |        |        |       |        |        |
| Combined Total: |        |  |                 |        |   |   |   |   |   |   | 83.500 |        |       |        |        |
| 60              | 893    | Dillon Gallagher<br>Capital National Cen |                 |        |   | Prelims   | Diff:   | 3.800   | 4.400   | 3.200   | 3.000  | 3.500  | 3.200 | 71.500 |        |
|                 |        |  | Exec:           | 8.300  | 7.550   |   | 8.250   | 8.800   | 8.700   | 8.800   |        |        |       |        |        |
|                 |        |  | ND:             | ---    | ---   |   | ---   | ---   | ---   | ---   |        |        |       |        |        |
|                 |        |  | Final:          | 12.100 | 11.950  |   | 11.450  | 11.800  | 12.200  | 12.000  |        |        |       |        |        |
|                 |        |  | Finals          | Diff:  | ---   | ---   | ---   | ---   | ---   | 3.000   | 11.800 |        |       |        |        |
|                 |        |  |                 | Exec:  | ---   | ---   | ---   | ---   | ---   | 8.800   |        |        |       |        |        |
|                 |        |  |                 | ND:    | ---   | ---   | ---   | ---   | ---   | ---   |        |        |       |        |        |
|                 |        |  |                 | Final: | ---   | ---   | ---   | ---   | ---   | 11.800  |        |        |       |        |        |
|                 |        |  | Combined Total: |        |   |   |   |   |   |   |        |        |       |        | 83.300 |

# 2014 Men's JO Nationals- JO FINALS

## Meet Results - Multi







May 10, 2014

Page: 13

Printed: 5/11/2014 6:31 PM

Men / 9 / 14 yrs

Session: 10B

| Rank            | Num    | Name/Gym                       |                 |        |  |  |  |  |  |  | AA     |       |        |        |
|-----------------|--------|--------------------------------|-----------------|--------|---|---|---|---|---|---|--------|-------|--------|--------|
| 61              | 881    | Charlie Kolacki<br>Olympia Gym | Prelims         | Diff:  | 3.800   | 3.800   | 2.600   | 2.400   | 3.500   | 2.200   | 70.650 |       |        |        |
|                 |        |                                |                 | Exec:  | 9.100   | 8.300   | 9.050   | 9.050   | 8.600   | 8.350   |        |       |        |        |
|                 |        |                                | ND:             | —      | —   | —   | -0.100  | —   | —   |   |        |       |        |        |
|                 |        |                                | Final:          | 12.900 | 12.100  | 11.650  | 11.350  | 12.100  | 10.550  |   |        |       |        |        |
|                 |        |                                | Finals          | Diff:  | —   | 3.800   | —   | —   | —   | —   |        |       |        |        |
|                 |        |                                |                 | Exec:  | —   | 8.000   | —   | —   | —   | —   |        |       |        |        |
|                 |        |                                |                 | ND:    | —   | —   | —   | —   | —   | —   |        |       |        |        |
|                 |        |                                |                 | Final: | —   | 11.800  | —   | —   | —   | —   |        |       |        |        |
|                 |        |                                | Combined Total: |        |   |   |   |   |   |   |        |       | 82.450 |        |
|                 |        |                                | 62              | 878    | Shaunak Puri<br>Lakeshore   | Prelims   | Diff:   | 4.700   | 4.000   | 3.900   |        | 3.000 | 4.200  | 2.600  |
| Exec:           | 7.700  | 6.200                          |                 |        |   |   | 8.400   | 9.150   | 8.100   | 9.450   |        |       |        |        |
| ND:             | —      | —                              |                 |        |   | —   | —   | —   | —   |   |        |       |        |        |
| Final:          | 12.400 | 10.200                         |                 |        |   | 12.300  | 12.150  | 12.300  | 12.050  |   |        |       |        |        |
| Finals          | Diff:  | —                              |                 |        |   | —   | —   | —   | —   | 2.400   |        |       |        |        |
|                 | Exec:  | —                              |                 |        |   | —   | —   | —   | —   | 8.000   |        |       |        |        |
|                 | ND:    | —                              |                 |        |   | —   | —   | —   | —   | —   |        |       |        |        |
|                 | Final: | —                              |                 |        |   | —   | —   | —   | —   | 10.400  |        |       |        |        |
| Combined Total: |        |                                |                 |        |   |   |   |   |   | 81.800  |        |       |        |        |
| 63              | 918    | Tiras Perry<br>Head Over Heels |                 |        |   | Prelims   | Diff:   | 4.300   | 3.800   | 3.100   | 4.400  | 4.300 | 2.200  | 70.050 |
|                 |        |                                | Exec:           | 8.600  | 7.050   |   | 8.350   | 8.800   | 7.100   | 8.150   |        |       |        |        |
|                 |        |                                | ND:             | -0.100 | —   | —   | —   | —   | —   |   |        |       |        |        |
|                 |        |                                | Final:          | 12.800 | 10.850  | 11.450  | 13.200  | 11.400  | 10.350  |   |        |       |        |        |
|                 |        |                                | Finals          | Diff:  | —   | —   | —   | 2.800   | —   | —   |        |       |        |        |
|                 |        |                                |                 | Exec:  | —   | —   | —   | 8.650   | —   | —   |        |       |        |        |
|                 |        |                                |                 | ND:    | —   | —   | —   | —   | —   | —   |        |       |        |        |
|                 |        |                                |                 | Final: | —   | —   | —   | 11.450  | —   | —   |        |       |        |        |
|                 |        |                                | Combined Total: |        |   |   |   |   |   |   |        |       | 81.500 |        |
|                 |        |                                | 64              | 866    | Noah Urwiler<br>Nebraska  | Prelims   | Diff:   | 4.000   | 4.700   | 4.400   | 3.000  | 3.800 | 2.800  |        |
| Exec:           | 8.100  | 7.450                          |                 |        |   |   | 8.250   | 9.050   | 7.650   | 8.400   |        |       |        |        |
| ND:             | —      | —                              |                 |        |   | —   | —   | —   | —   |   |        |       |        |        |
| Final:          | 12.100 | 12.150                         |                 |        |   | 12.650  | 12.050  | 11.450  | 11.200  |   |        |       |        |        |
| Finals          | Diff:  | —                              |                 |        |   | 4.700   | —   | —   | —   | —   |        |       |        |        |
|                 | Exec:  | —                              |                 |        |   | 5.000   | —   | —   | —   | —   |        |       |        |        |
|                 | ND:    | —                              |                 |        |   | —   | —   | —   | —   | —   |        |       |        |        |
|                 | Final: | —                              |                 |        |   | 9.700   | —   | —   | —   | —   |        |       |        |        |
| Combined Total: |        |                                |                 |        |   |   |   |   |   | 81.300  |        |       |        |        |