

2014 Men's JO National Championships

Meet Results







May 7-11, 2014

Page: 1
Printed: 5/9/2014 4:23:45 PM

Men / 9 / 14 yrs.

Session: 4-9,5-9







Judge's Signatures

Rank	Num	Name	Gym							AA
1	848	Ryker Shaw	Madison	Diff: 4.500	3.700	4.500	3.600	3.700	4.000	
				Exec: 9.050	9.000	8.850	9.200	8.800	8.850	
				ND:						
				Final: 13.550	12.700	13.350	12.800	12.500	12.850	77.750
				Place: 7	9T	8	19*	22T	5	1
2	919	Christopher McCord	Gymstrada	Diff: 4.100	3.900	4.700	2.800	4.100	4.500	
				Exec: 8.750	9.100	9.050	9.150	9.100	8.100	
				ND:						
				Final: 12.850	13.000	13.750	11.950	13.200	12.600	77.350
				Place: 40T	2T	2	59	3	8	2
3	843	Angel Haro	Payke	Diff: 4.500	3.700	4.000	3.000	3.900	4.200	
				Exec: 8.650	8.600	9.150	9.400	8.650	9.400	
				ND:						
				Final: 13.150	12.300	13.150	12.400	12.550	13.600	77.150
				Place: 22T	25T	12T	39T	20T	2	3
4	845	Chandler Gozashti	West Coast	Diff: 4.600	4.200	4.400	3.000	4.200	4.400	
				Exec: 8.050	8.150	9.000	9.050	8.650	9.400	
				ND:						
				Final: 12.650	12.350	13.400	12.050	12.850	13.800	77.100
				Place: 52T	23T	6T	54*	10	1	4
5	884	John Rourke	Premier West	Diff: 3.900	4.000	3.400	3.600	4.000	3.400	
				Exec: 9.050	8.750	9.200	9.050	8.950	9.150	
				ND:						
				Final: 12.950	12.750	12.600	12.650	12.950	12.550	76.450
				Place: 34T	8	36T	27*	6*	9	5
6	909	Jake Detrick	5280 (North)	Diff: 5.000	4.500	3.800	3.600	3.800	3.600	
				Exec: 8.600	7.900	8.950	9.100	8.800	8.550	
				ND:						
				Final: 13.600	12.400	12.750	12.700	12.600	12.150	76.200
				Place: 4T	21T	27T	23*	18T	19T	6
7	844	Joe Dixon	Victory	Diff: 4.800	4.200	4.000	3.800	4.000	3.200	
				Exec: 8.250	7.350	9.300	9.550	8.400	9.200	
				ND:						
				Final: 13.050	11.550	13.300	13.350	12.400	12.400	76.050
				Place: 27T	52T	9	5T	29	10T	7
8	903	Nikita Potapov	Oldsmar	Diff: 4.500	4.700	4.000	3.600	4.000	4.100	
				Exec: 8.900	7.800	9.050	9.300	7.800	8.250	
				ND:						
				Final: 13.400	12.500	13.050	12.900	11.800	12.350	76.000
				Place: 10T	16T	15T	16	56T	13T	8
9	892	Collin DiPietro	Capital National Cen	Diff: 4.400	3.800	4.000	3.600	3.800	3.100	
				Exec: 8.900	8.650	8.250	9.200	9.000	9.200	
				ND:						
				Final: 13.300	12.450	12.250	12.800	12.800	12.300	75.900
				Place: 13T	18*	58	19*	11	15T	9
10	894	Travis Keller	Capital National Cen	Diff: 4.600	3.800	4.200	4.400	3.700	3.600	
				Exec: 8.700	8.400	8.600	9.200	8.100	8.500	
				ND:						
				Final: 13.300	12.200	12.800	13.600	11.800	12.100	75.800
				Place: 13T	28	22T	2	56T	21T	10

2014 Men's JO National Championships

Meet Results







May 7-11, 2014

Rank	Num	Name	Gym							AA
11	910	Tucker Hunt	5280 (North)	Diff: 4.400	3.200	4.300	3.600	4.300	4.300	
				Exec: 8.950	8.250	8.500	9.250	8.000	8.700	
				ND:						
				Final: 13.350	11.450	12.800	12.850	12.300	13.000	75.750
				Place: 12	57	22T	17*	33T	3*	11
12	914	Tony Christopoulos	USA Gym World	Diff: 4.400	3.900	3.600	4.400	3.800	3.600	
				Exec: 7.950	9.000	8.450	8.650	9.150	8.800	
				ND:						
				Final: 12.350	12.900	12.050	13.050	12.950	12.400	75.700
				Place: 66	4T	66	13T	6*	10*	12
13	846	Scott Mackanic	West Coast	Diff: 4.400	4.200	3.300	3.600	3.700	4.300	
				Exec: 8.750	7.450	9.550	9.050	9.350	8.000	
				ND:						
				Final: 13.150	11.650	12.850	12.650	13.050	12.300	75.650
				Place: 22T	50	21	27T	4	15T	13
14	840	Max Williams	Aspire	Diff: 4.300	3.900	3.600	4.400	3.700	2.900	
				Exec: 9.000	8.250	9.000	8.850	8.900	8.750	
				ND:						
				Final: 13.300	12.150	12.600	13.250	12.600	11.650	75.550
				Place: 13T	29T	36T	7T	18T	39T	14
15	890	Jacob Carlson	Somersault MA	Diff: 4.600	4.000	4.600	3.000	3.900	3.700	
				Exec: 9.200	9.100	9.100	8.850	7.800	7.650	
				ND:						
				Final: 13.800	13.100	13.700	11.850	11.700	11.350	75.500
				Place: 1T	1	3	61T	63T	52T	15
16	874	Spencer Schrandt	Infinity	Diff: 4.100	4.100	4.100	3.800	3.900	2.200	
				Exec: 9.100	8.550	8.600	9.300	8.550	9.050	
				ND:						
				Final: 13.200	12.650	12.700	13.100	12.450	11.250	75.350
				Place: 18*	11T	30	11*	25*	55T	16
17T	856	Jared Miscisin	Rowland/Ballard	Diff: 4.500	3.800	4.300	3.600	3.800	3.900	
				Exec: 7.900	9.050	9.350	8.800	8.450	7.750	
				ND:						
				Final: 12.400	12.850	13.650	12.400	12.250	11.650	75.200
				Place: 64T	7	4	39T	36T	39T	17T
17T	863	Peyton Mocco	M&M Gymnastics	Diff: 4.600	3.900	3.700	3.000	3.900	3.900	
				Exec: 8.900	8.000	8.950	9.200	8.300	8.850	
				ND:						
				Final: 13.500	11.900	12.650	12.200	12.200	12.750	75.200
				Place: 8	39T	31T	48	40T	6T	17T
19	864	Nicolas Mejia	MN Valley	Diff: 4.200	3.800	4.400	3.600	3.800	2.800	
				Exec: 8.000	8.900	8.400	9.100	9.150	8.900	
				ND:						
				Final: 12.200	12.700	12.800	12.700	12.950	11.700	75.050
				Place: 69	9T	22T	23T	6*	38	19
20	908	Dmitry Tereshenko	Zenith	Diff: 4.700	3.300	4.100	3.800	3.900	4.400	
				Exec: 7.850	7.800	8.650	9.600	8.550	8.350	
				ND:						
				Final: 12.550	11.100	12.750	13.400	12.450	12.750	75.000
				Place: 57T	63	27T	4	25T	6T	20

2014 Men's JO National Championships

Meet Results







May 7-11, 2014

Rank	Num	Name	Gym							AA
21	868	Colin Schwartz	SCAMPS	Diff: 4.100	4.600	3.800	3.600	3.700	3.200	
				Exec: 9.100	7.950	8.400	9.100	8.650	8.750	
				ND:						
				Final: 13.200	12.550	12.200	12.700	12.350	11.950	74.950
				Place: 18*	14T	59T	23*	30*	28T	21
22	841	Ryan McVay	Extreme	Diff: 4.200	4.100	3.700	3.600	4.100	4.200	
				Exec: 8.900	8.300	8.700	9.000	8.400	7.450	
				ND:						
				Final: 13.100	12.400	12.400	12.600	12.500	11.650	74.650
				Place: 24T	21T	48T	31	22T	39T	22
23T	898	Jared Zimmerman	A.S.G.	Diff: 4.300	3.800	3.400	3.000	3.900	3.500	
				Exec: 9.100	9.100	9.250	9.250	8.100	7.900	
				ND:						
				Final: 13.400	12.900	12.650	12.250	12.000	11.400	74.600
				Place: 10T	4T	31T	47	52T	49T	23T
23T	911	Jack Stockton	GK	Diff: 4.300	3.700	2.800	2.800	4.000	3.400	
				Exec: 9.000	7.900	9.800	9.000	8.950	8.950	
				ND:						
				Final: 13.300	11.600	12.600	11.800	12.950	12.350	74.600
				Place: 13T	51	36T	65T	6*	13T	23T
25	876	Zach Peters	Interactive	Diff: 4.500	3.900	4.000	4.400	3.300	2.600	
				Exec: 8.950	8.650	8.900	9.150	8.150	8.050	
				ND:						
				Final: 13.450	12.550	12.900	13.550	11.450	10.650	74.550
				Place: 9	14T	19*	3	70T	70	25
26	907	Asad Jooma	Tataru's	Diff: 5.000	4.200	3.700	4.400	3.900	3.200	
				Exec: 8.800	6.750	8.400	9.550	8.600	8.100	
				ND:			-0.100			
				Final: 13.800	10.950	12.100	13.850	12.500	11.300	74.500
				Place: 1T	65T	63T	1	22T	54	26
27T	859	Collin Lillie	Southlake	Diff: 4.400	3.900	4.200	3.600	3.500	2.300	
				Exec: 9.200	8.550	8.900	8.850	9.150	7.850	
				ND:			-0.100			
				Final: 13.600	12.450	13.100	12.350	12.650	10.150	74.300
				Place: 4T	18T	14	41T	14*	74	27T
27T	906	Sergio Fernandez	TAG USA	Diff: 4.700	3.500	2.800	3.600	3.900	4.100	
				Exec: 9.000	7.700	9.500	9.100	8.550	7.850	
				ND:						
				Final: 13.700	11.200	12.300	12.700	12.450	11.950	74.300
				Place: 3	60T	51T	23*	25*	28T	27T
29	899	Jeb Ward	Gym Force	Diff: 4.900	3.800	3.400	3.600	3.400	2.500	
				Exec: 8.700	8.150	9.050	8.950	8.900	8.850	
				ND:						
				Final: 13.600	11.950	12.450	12.550	12.300	11.350	74.200
				Place: 4T	35T	45*	32T	33T	52T	29
30T	872	Brendan Hopgood	Gym World	Diff: 4.100	4.400	4.500	3.600	3.900	2.900	
				Exec: 9.100	8.600	8.000	8.150	8.750	8.000	
				ND:						
				Final: 13.200	13.000	12.500	11.750	12.650	10.900	74.000
				Place: 18*	2T	43T	69	14T	68	30T

2014 Men's JO National Championships

Meet Results







May 7-11, 2014

Rank	Num	Name	Gym							AA
30T	865	Ian Johnson	MN Valley	Diff: 4.100	3.700	4.000	3.600	3.700	3.400	
				Exec: 8.900	8.150	8.450	7.950	9.300	8.750	
				ND:						
				Final: 13.000	11.850	12.450	11.550	13.000	12.150	74.000
				Place: 31*	41	45T	73	5	19T	30T
32	885	Jared Cuthbertson	Premier West	Diff: 4.100	4.200	3.900	3.800	3.500	2.400	
				Exec: 8.850	7.500	8.850	9.450	8.600	8.650	
				ND:						
				Final: 12.950	11.700	12.750	13.250	12.100	11.050	73.800
				Place: 34T	48*	27T	7T	43T	62T	32
33T	891	Alexander Fitzgerald	Tri-Town CT	Diff: 4.300	3.000	3.600	3.600	3.500	3.000	
				Exec: 8.900	6.850	9.450	9.400	8.850	9.300	
				ND:						
				Final: 13.200	9.850	13.050	13.000	12.350	12.300	73.750
				Place: 18T	78	15T	15	30T	15T	33T
33T	900	Caleb Shirley	High Point	Diff: 4.300	3.500	3.300	2.800	3.200	2.100	
				Exec: 8.750	9.000	9.300	9.300	9.450	8.750	
				ND:						
				Final: 13.050	12.500	12.600	12.100	12.650	10.850	73.750
				Place: 27T	16T	36T	51T	14T	69	33T
35	869	Vova Tipler	TAGS South	Diff: 4.100	3.600	4.000	2.800	3.900	3.600	
				Exec: 8.900	7.150	8.900	8.900	9.350	8.800	
				ND:			-0.300			
				Final: 13.000	10.750	12.900	11.400	13.250	12.400	73.700
				Place: 31*	68	19*	75	2	10*	35
36	889	Mitchell Monahan	Interstate MA	Diff: 4.000	3.800	4.300	3.600	3.200	2.600	
				Exec: 8.950	7.950	8.950	8.900	9.000	8.350	
				ND:						
				Final: 12.950	11.750	13.250	12.500	12.200	10.950	73.600
				Place: 34T	44T	10T	36	40T	66T	36
37	879	Ben Mitchell	MAG	Diff: 4.100	4.100	4.500	2.800	3.800	3.300	
				Exec: 8.800	8.800	8.750	9.000	7.100	8.350	
				ND:						
				Final: 12.900	12.900	13.250	11.800	10.900	11.650	73.400
				Place: 37T	4T	10T	65*	77	39T	37
38	851	Anthony Stroud	Eagle Gym	Diff: 4.300	3.900	4.500	3.600	3.400	3.400	
				Exec: 8.800	7.900	9.000	8.950	6.900	8.700	
				ND:						
				Final: 13.100	11.800	13.500	12.550	10.300	12.100	73.350
				Place: 24T	42T	5	32T	79	21T	38
39	905	Enak Alfonso	Stick It	Diff: 3.900	3.800	3.200	2.800	3.500	2.600	
				Exec: 8.950	8.200	9.450	9.300	8.750	8.850	
				ND:						
				Final: 12.850	12.000	12.650	12.100	12.250	11.450	73.300
				Place: 40T	32T	31T	51T	36*	46T	39
40	860	Taylor Styer	St. Louis Gymn	Diff: 4.500	3.700	4.700	4.400	4.100	3.200	
				Exec: 7.500	6.500	9.300	8.950	8.000	8.350	
				ND:						
				Final: 12.000	10.200	14.000	13.350	12.100	11.550	73.200
				Place: 72T	74T	1	5T	43*	43T	40

2014 Men's JO National Championships

Meet Results







May 7-11, 2014

Rank	Num	Name	Gym							AA
41	873	Evan Rehm	Infinity	Diff: 3.900	3.700	4.500	3.200	3.700	3.400	
				Exec: 8.850	6.750	8.900	9.150	8.550	8.400	
				ND: _____	_____	_____	_____	_____	_____	
				Final: 12.750	10.450	13.400	12.350	12.250	11.800	73.000
				Place: 44T	72T	6T	41T	36T	35T	41
42T	867	Max Stergiades	Salto	Diff: 4.200	3.900	4.500	2.800	4.300	3.400	
				Exec: 8.250	8.050	8.500	9.050	8.250	7.650	
				ND: _____	_____	_____	_____	_____	_____	
				Final: 12.450	11.950	13.000	11.850	12.550	11.050	72.850
				Place: 62T	35T	17T	61*	20T	62T	42T
42T	916	Michael Matthews	Ellis	Diff: 4.000	3.100	2.500	2.800	3.600	3.000	
				Exec: 9.000	8.100	9.800	9.500	8.500	8.950	
				ND: _____	_____	_____	_____	_____	_____	
				Final: 13.000	11.200	12.300	12.300	12.100	11.950	72.850
				Place: 31T	60T	51T	45T	43T	28T	42T
42T	850	Luis Nadora	Westside	Diff: 4.700	4.400	3.000	3.600	3.500	2.800	
				Exec: 8.150	7.950	8.700	9.250	8.750	8.650	
				ND: -0.300	_____	_____	-0.300	_____	_____	
				Final: 12.550	12.350	11.700	12.550	12.250	11.450	72.850
				Place: 57T	23T	72T	32*	36*	46T	42T
45T	862	Alexander Kramer	WOGA Frisco	Diff: 3.900	3.300	3.500	4.400	3.700	3.300	
				Exec: 8.800	8.200	8.350	8.800	8.000	8.550	
				ND: _____	_____	_____	_____	_____	_____	
				Final: 12.700	11.500	11.850	13.200	11.700	11.850	72.800
				Place: 47T	54T	68T	9*	63*	34	45T
45T	902	Trevor Lamberton	Langley	Diff: 4.100	3.000	2.300	2.800	4.000	3.200	
				Exec: 8.400	8.750	9.600	9.050	8.750	8.850	
				ND: _____	_____	_____	_____	_____	_____	
				Final: 12.500	11.750	11.900	11.850	12.750	12.050	72.800
				Place: 60T	44T	67	61*	12	23*	45T
47	847	Aaron Swanson	MAC	Diff: 4.000	3.100	3.100	3.600	3.700	2.300	
				Exec: 9.050	7.350	9.250	9.200	9.000	9.100	
				ND: _____	_____	_____	_____	_____	_____	
				Final: 13.050	10.450	12.350	12.800	12.700	11.400	72.750
				Place: 27T	72T	50	19*	13	49T	47
48T	912	Justin Hammond	GK	Diff: 4.400	3.800	3.800	3.800	3.800	2.400	
				Exec: 8.500	8.450	8.850	9.300	8.000	7.550	
				ND: _____	_____	_____	_____	_____	_____	
				Final: 12.900	12.250	12.650	13.100	11.800	9.950	72.650
				Place: 37T	27	31T	11*	56T	76	48T
48T	888	John Rowbotham	Gym Village NH01	Diff: 3.400	3.300	4.400	3.000	3.400	2.500	
				Exec: 8.850	8.250	8.400	9.350	9.050	8.750	
				ND: _____	_____	_____	_____	_____	_____	
				Final: 12.250	11.550	12.800	12.350	12.450	11.250	72.650
				Place: 67T	52T	22T	41T	25T	55T	48T
50	857	Calvin Rasmussen	Sky High	Diff: 4.100	4.100	3.500	3.600	4.100	4.100	
				Exec: 7.700	7.150	9.050	9.050	8.000	8.100	
				ND: _____	_____	_____	_____	_____	_____	
				Final: 11.800	11.250	12.550	12.650	12.100	12.200	72.550
				Place: 75T	59	42	27*	43*	18	50

2014 Men's JO National Championships

Meet Results







May 7-11, 2014

Rank	Num	Name	Gym							AA
51T	913	Scott McMurray	USA Gym World	Diff: 4.400	4.000	4.100	3.000	3.800	3.300	
				Exec: 7.400	8.650	8.900	8.200	8.300	8.450	
				ND:						
				Final: 11.800	12.650	13.000	11.200	12.100	11.750	72.500
				Place: 75T	11T	17T	77	43T	37	51T
51T	883	Emery Smith	Premier	Diff: 4.500	3.100	2.700	3.000	3.400	3.100	
				Exec: 8.100	8.900	9.800	8.700	8.350	8.850	
				ND:						
				Final: 12.600	12.000	12.500	11.700	11.750	11.950	72.500
				Place: 54T	32T	43T	70T	60T	28T	51T
53	880	Chris Iram	Queen City	Diff: 4.300	4.000	3.400	3.600	4.100	2.900	
				Exec: 8.250	8.300	8.000	8.450	9.400	7.700	
				ND:						
				Final: 12.550	12.300	11.400	12.050	13.500	10.600	72.400
				Place: 57T	25T	78	54T	1	71	53
54	870	Alan Gerdov	BGGC	Diff: 4.200	3.800	2.300	3.800	3.500	3.200	
				Exec: 8.450	8.800	9.050	9.250	7.000	8.850	
				ND:						
				Final: 12.650	12.600	11.350	13.050	10.500	12.050	72.200
				Place: 52T	13	79	13T	78	23*	54
55	896	Nicholas Leggio	Hotshots	Diff: 3.800	3.600	2.300	2.800	3.300	2.900	
				Exec: 8.900	8.200	9.350	9.050	8.750	9.100	
				ND:						
				Final: 12.700	11.800	11.650	11.850	12.050	12.000	72.050
				Place: 47T	42T	74T	61*	50T	26T	55
56	901	Joshua Jamero	LaFleur's Tampa	Diff: 3.700	3.000	3.400	2.800	3.700	2.700	
				Exec: 8.900	7.650	9.400	9.550	8.650	8.550	
				ND:						
				Final: 12.600	10.650	12.800	12.350	12.350	11.250	72.000
				Place: 54T	69	22T	41T	30*	55T	56
57	917	Jered Espanola	Top Flight - R1	Diff: 4.000	4.300	3.200	3.600	3.800	3.400	
				Exec: 8.250	7.200	9.400	8.850	7.800	8.150	
				ND:						
				Final: 12.250	11.500	12.600	12.450	11.600	11.550	71.950
				Place: 67T	54T	36T	37T	66T	43T	57
58	853	Levi Copeland	HGA	Diff: 3.800	3.900	3.300	3.000	3.800	2.900	
				Exec: 8.950	8.000	8.850	9.150	8.100	8.250	
				ND:			-0.100			
				Final: 12.750	11.900	12.150	12.050	11.900	11.150	71.900
				Place: 44T	39T	61T	54T	54T	59T	58
59	852	Justin Sand	Epic	Diff: 4.500	4.100	3.500	3.600	3.900	2.800	
				Exec: 8.350	7.300	8.700	8.700	7.200	9.150	
				ND:						
				Final: 12.850	11.400	12.200	12.300	11.100	11.950	71.800
				Place: 40T	58	59T	45T	75T	28T	59
60T	915	Michael Pepe-Lage	All American MA - R7	Diff: 4.200	3.400	4.300	3.000	3.700	4.300	
				Exec: 8.500	7.100	8.000	9.050	7.500	8.700	
				ND:						
				Final: 12.700	10.500	12.300	12.050	11.200	13.000	71.750
				Place: 47T	71	51T	54*	73T	3*	60T

2014 Men's JO National Championships

Meet Results







May 7-11, 2014

Rank	Num	Name	Gym							AA
60T	921	Angelo Hristopoulos	5280 (South)	Diff: 3.800	3.800	4.400	2.800	3.500	2.300	
				Exec: 8.800	8.650	8.750	8.650	7.600	8.700	
				ND: _____	_____	_____	_____	_____	_____	
				Final: 12.600	12.450	13.150	11.450	11.100	11.000	71.750
				Place: 54T	18*	12T	74	75T	64T	60T
62	849	Brady Davis	OGA	Diff: 4.100	3.900	2.300	3.600	3.500	3.000	
				Exec: 8.950	6.250	9.450	9.150	9.150	8.450	
				ND: _____	_____	_____	-0.100	_____	_____	
				Final: 13.050	10.150	11.750	12.650	12.650	11.450	71.700
				Place: 27T	76	71	27T	14*	46T	62
63	866	Noah Urwiler	Nebraska	Diff: 4.000	4.700	4.400	3.000	3.800	2.800	
				Exec: 8.100	7.450	8.250	9.050	7.650	8.400	
				ND: _____	_____	_____	_____	_____	_____	
				Final: 12.100	12.150	12.650	12.050	11.450	11.200	71.600
				Place: 70T	29T	31T	54*	70T	58	63
64	893	Dillon Gallagher	Capital National Cen	Diff: 3.800	4.400	3.200	3.000	3.500	3.200	
				Exec: 8.300	7.550	8.250	8.800	8.700	8.800	
				ND: _____	_____	_____	_____	_____	_____	
				Final: 12.100	11.950	11.450	11.800	12.200	12.000	71.500
				Place: 70T	35T	76T	65T	40T	26T	64
65	878	Shaunak Puri	Lakeshore	Diff: 4.700	4.000	3.900	3.000	4.200	2.600	
				Exec: 7.700	6.200	8.400	9.150	8.100	9.450	
				ND: _____	_____	_____	_____	_____	_____	
				Final: 12.400	10.200	12.300	12.150	12.300	12.050	71.400
				Place: 64T	74T	51T	49*	33T	23T	65
66	875	Kyle Wierzbicki	Infinity	Diff: 3.900	3.900	4.200	3.000	3.700	3.500	
				Exec: 8.800	7.250	8.100	9.150	7.900	7.900	
				ND: _____	_____	_____	_____	_____	_____	
				Final: 12.700	11.150	12.300	12.150	11.600	11.400	71.300
				Place: 47T	62	51T	49*	66T	49T	66
67	897	Jack Vollo	RGA	Diff: 3.600	3.500	2.300	3.600	3.400	2.700	
				Exec: 8.900	7.450	9.400	9.250	8.200	9.100	
				ND: _____	_____	_____	-0.300	_____	_____	
				Final: 12.500	10.950	11.700	12.550	11.600	11.800	71.100
				Place: 60T	65T	72T	32*	66T	35T	67
68	895	Jacob Allen	Gym Quest	Diff: 4.200	3.100	3.400	2.800	3.800	3.100	
				Exec: 8.500	8.850	9.050	8.050	7.400	8.800	
				ND: _____	_____	_____	_____	_____	_____	
				Final: 12.700	11.950	12.450	10.850	11.200	11.900	71.050
				Place: 47T	35T	45*	78	73T	33	68
69	887	Ray Harris	Troy	Diff: 4.100	3.500	3.300	3.600	3.800	2.200	
				Exec: 8.350	7.050	9.000	8.950	8.200	8.750	
				ND: _____	_____	_____	-0.100	_____	_____	
				Final: 12.450	10.550	12.300	12.450	12.000	10.950	70.700
				Place: 62T	70	51T	37T	52T	66T	69
70T	854	Dalton Farmer	OK Gold	Diff: 4.500	3.700	3.300	3.600	4.000	3.100	
				Exec: 8.600	6.350	8.500	9.250	7.750	8.000	
				ND: _____	_____	_____	_____	_____	_____	
				Final: 13.100	10.050	11.800	12.850	11.750	11.100	70.650
				Place: 24T	77	70	17*	60T	61	70T

2014 Men's JO National Championships

Meet Results

May 7-11, 2014

Rank	Num	Name	Gym							AA
70T	881	Charlie Kolacki	Olympia Gym	Diff: 3.800	3.800	2.600	2.400	3.500	2.200	
				Exec: 9.100	8.300	9.050	9.050	8.600	8.350	
				ND: _____	_____	_____	-0.100	_____	_____	
				Final: 12.900	12.100	11.650	11.350	12.100	10.550	70.650
				Place: 37T	31	74T	76	43T	72	70T
72	886	Jacob Whetstone	Troy	Diff: 4.200	3.900	2.700	2.800	3.700	3.200	
				Exec: 7.800	7.600	9.400	9.100	7.900	7.800	
				ND: _____	_____	_____	_____	_____	_____	
				Final: 12.000	11.500	12.100	11.900	11.600	11.000	70.100
				Place: 72T	54T	63T	60	66T	64T	72
73	918	Tiras Perry	Head Over Heels	Diff: 4.300	3.800	3.100	4.400	4.300	2.200	
				Exec: 8.600	7.050	8.350	8.800	7.100	8.150	
				ND: -0.100	_____	_____	_____	_____	_____	
				Final: 12.800	10.850	11.450	13.200	11.400	10.350	70.050
				Place: 43	67	76T	9*	72	73	73
74	855	Jacob Wilkinson	Olympia Hills	Diff: 3.800	3.800	3.800	2.800	3.700	2.600	
				Exec: 7.700	7.250	8.800	8.850	8.000	8.900	
				ND: _____	_____	_____	_____	_____	_____	
				Final: 11.500	11.050	12.600	11.650	11.700	11.500	70.000
				Place: 77	64	36T	72	63*	45	74
75	904	Joshua Getty	Roswell	Diff: 4.200	2.900	3.100	3.600	3.400	2.000	
				Exec: 9.100	6.750	9.300	9.200	8.500	7.700	
				ND: _____	_____	_____	_____	_____	_____	
				Final: 13.300	9.650	12.400	12.800	11.900	9.700	69.750
				Place: 13T	79	48T	19*	54T	77	75
76	877	F Curtis Mason	Interactive	Diff: 3.900	3.800	3.200	2.800	3.200	1.900	
				Exec: 8.050	8.200	8.650	9.000	8.600	8.200	
				ND: _____	_____	_____	_____	_____	_____	
				Final: 11.950	12.000	11.850	11.800	11.800	10.100	69.500
				Place: 74	32T	68T	65*	56T	75	76
77	861	Jared Rodriguez	Star Center	Diff: 4.300	3.200	3.300	3.600	3.900	2.600	
				Exec: 8.450	6.150	8.800	8.400	8.200	6.850	
				ND: _____	_____	_____	-0.300	_____	_____	
				Final: 12.750	9.350	12.100	11.700	12.100	9.450	67.450
				Place: 44T	80	63T	70T	43T	78	77
78	858	Jake Fisher	Sonshine	Diff: 0.000	3.700	3.400	0.000	3.800	2.900	
				Exec: 0.000	8.050	8.750	0.000	8.250	8.250	
				ND: _____	_____	_____	_____	_____	_____	
				Final: 0.000	11.750	12.150	0.000	12.050	11.150	47.100
				Place: 78*	44T	61T	79*	50T	59T	78
79	871	Nicholas Eldridge	Cutting Edge	Diff: 0.000	4.200	3.900	0.000	3.800	0.000	
				Exec: 0.000	7.500	8.400	0.000	7.950	0.000	
				ND: _____	_____	_____	_____	_____	_____	
				Final: 0.000	11.700	12.300	0.000	11.750	0.000	35.750
				Place: 78*	48*	51T	79*	60T	79*	79
80	920	Rui Fernandes	Surgent's Elite	Diff: 0.000	4.500	0.000	3.000	0.000	0.000	
				Exec: 0.000	7.250	0.000	9.100	0.000	0.000	
				ND: _____	_____	_____	_____	_____	_____	
				Final: 0.000	11.750	0.000	12.100	0.000	0.000	23.850
				Place: 78*	44T	80*	51T	80*	79*	80

2014 Men's JO National Championships

Meet Results







May 7-11, 2014

Page: 9

Printed: 5/9/2014 4:23:54 PM

Men / 9 / 14 yrs.

Session: 4-9,5-9

Rank	Num	Name	Gym							AA
81	842	Benjamin Allins	G.O.	Diff: 0.000	0.000	0.000	0.000	0.000	0.000	
				Exec: 0.000	0.000	0.000	0.000	0.000	0.000	
				ND:						
				Final: 0.000	0.000	0.000	0.000	0.000	0.000	0.000
				Place: 78*	81	80*	79*	80*	79*	81