

2014 Men's JO National Championships

Meet Results







May 7-11, 2014

Page: 1
Printed: 5/9/2014 4:22:41 PM

Men / 9 / 13 yrs.

Session: 4-9,5-9







Judge's Signatures

| Rank | Num | Name | Gym |  |  |  |  |  |  | AA |
|------|-----|--------------------|-------------------|---|---|---|---|---|---|--------|
| 1 | 752 | Angel Leon | Gym World Central | Diff: 5.200 | 4.500 | 3.900 | 4.400 | 4.500 | 4.700 | |
| | | | | Exec: 9.050 | 9.200 | 9.150 | 9.250 | 9.150 | 8.750 | |
| | | | | ND: | | | | | | |
| | | | | Final: 14.250 | 13.700 | 13.050 | 13.650 | 13.650 | 13.450 | 81.750 |
| | | | | Place: 1 | 1 | 9T | 2 | 1 | 1 | 1 |
| 2 | 754 | Christopher Osgood | Victory | Diff: 4.200 | 4.000 | 4.500 | 3.600 | 4.100 | 3.000 | |
| | | | | Exec: 8.900 | 9.000 | 9.650 | 8.450 | 9.300 | 9.200 | |
| | | | | ND: | | | | | | |
| | | | | Final: 13.100 | 13.000 | 14.150 | 12.050 | 13.400 | 12.200 | 77.900 |
| | | | | Place: 12T | 4T | 1 | 34 | 3T | 12T | 2 |
| 3 | 755 | Zion English | West Coast | Diff: 3.900 | 4.000 | 3.500 | 3.600 | 4.000 | 3.200 | |
| | | | | Exec: 9.150 | 9.250 | 9.350 | 9.200 | 8.800 | 9.250 | |
| | | | | ND: | | | | | | |
| | | | | Final: 13.050 | 13.250 | 12.850 | 12.800 | 12.800 | 12.450 | 77.200 |
| | | | | Place: 15T | 3 | 20 | 11T | 9T | 7T | 3 |
| 4 | 785 | Eric Lung | Surgent's Elite | Diff: 4.100 | 4.100 | 4.300 | 3.600 | 3.800 | 3.800 | |
| | | | | Exec: 9.000 | 8.650 | 8.700 | 9.050 | 9.100 | 8.950 | |
| | | | | ND: | | | | | | |
| | | | | Final: 13.100 | 12.750 | 13.000 | 12.650 | 12.900 | 12.750 | 77.150 |
| | | | | Place: 12T | 6 | 14T | 17 | 8 | 3T | 4 |
| 5 | 800 | CJ Gobles | USA Gym World | Diff: 4.400 | 3.900 | 4.500 | 3.600 | 3.800 | 3.400 | |
| | | | | Exec: 9.050 | 8.200 | 9.050 | 9.200 | 8.900 | 9.050 | |
| | | | | ND: | | | | | | |
| | | | | Final: 13.450 | 12.100 | 13.550 | 12.800 | 12.700 | 12.450 | 77.050 |
| | | | | Place: 5 | 25 | 4 | 11T | 14T | 7T | 5 |
| 6 | 764 | PJ Lenz | TAGS South | Diff: 4.300 | 4.000 | 4.200 | 2.800 | 4.200 | 3.900 | |
| | | | | Exec: 8.950 | 8.250 | 8.600 | 9.100 | 9.200 | 9.050 | |
| | | | | ND: | | | | | | |
| | | | | Final: 13.250 | 12.250 | 12.800 | 11.900 | 13.400 | 12.950 | 76.550 |
| | | | | Place: 10T | 21T | 21 | 38T | 3T | 2 | 6 |
| 7 | 770 | Nick Smiley | St. Charles | Diff: 4.600 | 3.800 | 3.100 | 3.600 | 3.600 | 3.700 | |
| | | | | Exec: 9.300 | 8.550 | 9.650 | 9.300 | 9.200 | 8.100 | |
| | | | | ND: | | | | | | |
| | | | | Final: 13.900 | 12.350 | 12.750 | 12.900 | 12.800 | 11.800 | 76.500 |
| | | | | Place: 2 | 16T | 22T | 7T | 9T | 24T | 7 |
| 8 | 767 | Matthew Szot | Prairie | Diff: 4.100 | 3.900 | 3.400 | 3.600 | 4.000 | 3.000 | |
| | | | | Exec: 8.900 | 8.450 | 9.500 | 9.150 | 9.150 | 8.850 | |
| | | | | ND: | | | | | | |
| | | | | Final: 13.000 | 12.350 | 12.900 | 12.750 | 13.150 | 11.850 | 76.000 |
| | | | | Place: 18T | 16T | 19 | 13* | 6 | 20T | 8 |
| 9T | 798 | Derek Stark | 5280 (North) | Diff: 4.800 | 4.100 | 4.300 | 4.400 | 3.600 | 2.700 | |
| | | | | Exec: 8.450 | 8.600 | 9.100 | 9.200 | 8.500 | 8.250 | |
| | | | | ND: | | | -0.100 | | | |
| | | | | Final: 13.250 | 12.700 | 13.400 | 13.500 | 12.100 | 10.950 | 75.900 |
| | | | | Place: 10T | 7T | 7 | 3 | 30T | 45T | 9T |
| 9T | 780 | Mathew Diaz | Parkettes | Diff: 4.400 | 4.200 | 4.600 | 3.600 | 3.700 | 2.500 | |
| | | | | Exec: 8.450 | 9.350 | 8.850 | 9.250 | 8.400 | 8.600 | |
| | | | | ND: | | | | | | |
| | | | | Final: 12.850 | 13.550 | 13.450 | 12.850 | 12.100 | 11.100 | 75.900 |
| | | | | Place: 24* | 2 | 6 | 9T | 30T | 40T | 9T |

2014 Men's JO National Championships

Meet Results







May 7-11, 2014

| Rank | Num | Name | Gym |  |  |  |  |  |  | AA |
|------|-----|----------------|----------------------|---|---|---|---|---|---|--------|
| 11 | 759 | Josh Williams | Cypress | Diff: 4.400 | 4.000 | 4.600 | 4.400 | 3.800 | 2.600 | |
| | | | | Exec: 9.100 | 7.700 | 9.450 | 9.000 | 8.600 | 8.200 | |
| | | | | ND: | | | | | | |
| | | | | Final: 13.500 | 11.700 | 14.050 | 13.400 | 12.400 | 10.800 | 75.850 |
| | | | | Place: 4 | 35* | 2 | 4 | 26T | 47T | 11 |
| 12 | 795 | Patrick Kramer | Roswell | Diff: 4.200 | 3.600 | 4.200 | 2.800 | 3.500 | 2.600 | |
| | | | | Exec: 9.150 | 8.850 | 9.400 | 9.100 | 9.050 | 9.150 | |
| | | | | ND: | | | | | | |
| | | | | Final: 13.350 | 12.450 | 13.600 | 11.900 | 12.550 | 11.750 | 75.600 |
| | | | | Place: 8 | 12T | 3 | 38* | 20 | 26T | 12 |
| 13 | 789 | Ryan Helgason | Charlotte Gymnastics | Diff: 4.800 | 3.800 | 2.400 | 3.200 | 4.300 | 3.100 | |
| | | | | Exec: 7.850 | 8.450 | 9.800 | 9.300 | 9.100 | 9.100 | |
| | | | | ND: | | | | | | |
| | | | | Final: 12.650 | 12.250 | 12.200 | 12.500 | 13.400 | 12.200 | 75.200 |
| | | | | Place: 33T | 21* | 35 | 19* | 3T | 12T | 13 |
| 14 | 757 | Garrett Hughes | Black Hills | Diff: 3.700 | 4.300 | 4.000 | 3.600 | 3.800 | 3.200 | |
| | | | | Exec: 8.700 | 8.100 | 8.450 | 9.400 | 8.500 | 9.350 | |
| | | | | ND: | | | -0.100 | | | |
| | | | | Final: 12.400 | 12.400 | 12.450 | 12.900 | 12.300 | 12.550 | 75.000 |
| | | | | Place: 45 | 14T | 31 | 7T | 28 | 5T | 14 |
| 15 | 799 | Jake Sawyer | 5280 (South) | Diff: 4.200 | 4.400 | 4.300 | 3.600 | 3.800 | 3.700 | |
| | | | | Exec: 8.700 | 8.600 | 8.750 | 8.400 | 8.800 | 7.650 | |
| | | | | ND: | | | | | | |
| | | | | Final: 12.900 | 13.000 | 13.050 | 12.000 | 12.600 | 11.350 | 74.900 |
| | | | | Place: 21T | 4T | 9T | 35 | 18T | 38 | 15 |
| 16 | 792 | Stewart Brown | Foothills | Diff: 3.900 | 3.700 | 2.400 | 3.600 | 4.200 | 3.700 | |
| | | | | Exec: 7.800 | 8.050 | 9.750 | 9.400 | 9.250 | 9.050 | |
| | | | | ND: | | | | | | |
| | | | | Final: 11.700 | 11.750 | 12.150 | 13.000 | 13.450 | 12.750 | 74.800 |
| | | | | Place: 51 | 33T | 36T | 6 | 2 | 3T | 16 |
| 17 | 751 | Caleb Rickard | Diamond Elite | Diff: 4.400 | 4.100 | 4.300 | 4.600 | 4.100 | 4.000 | |
| | | | | Exec: 8.450 | 6.350 | 8.650 | 9.100 | 8.350 | 8.050 | |
| | | | | ND: | | | | | | |
| | | | | Final: 12.850 | 10.450 | 12.950 | 13.700 | 12.450 | 12.050 | 74.450 |
| | | | | Place: 24* | 49T | 16T | 1 | 23T | 15T | 17 |
| 18 | 763 | Blake Wright | TAGS South | Diff: 4.500 | 4.000 | 3.500 | 2.800 | 3.500 | 3.700 | |
| | | | | Exec: 8.900 | 7.700 | 9.550 | 9.000 | 9.000 | 8.200 | |
| | | | | ND: | | | | | | |
| | | | | Final: 13.400 | 11.700 | 13.050 | 11.800 | 12.500 | 11.900 | 74.350 |
| | | | | Place: 6T | 35T | 9T | 41 | 21T | 17T | 18 |
| 19T | 753 | Dawson Medlock | Platinum | Diff: 4.200 | 4.200 | 4.000 | 3.600 | 4.000 | 2.700 | |
| | | | | Exec: 8.000 | 8.250 | 8.550 | 8.900 | 8.750 | 8.850 | |
| | | | | ND: | | | | | | |
| | | | | Final: 12.200 | 12.450 | 12.550 | 12.500 | 12.750 | 11.550 | 74.000 |
| | | | | Place: 47T | 12T | 29 | 19* | 12T | 30T | 19T |
| 19T | 781 | Evan Kriley | PGH North | Diff: 4.100 | 4.000 | 3.200 | 3.000 | 3.900 | 3.900 | |
| | | | | Exec: 8.350 | 8.500 | 8.750 | 9.150 | 8.800 | 8.350 | |
| | | | | ND: | | | | | | |
| | | | | Final: 12.450 | 12.500 | 11.950 | 12.150 | 12.700 | 12.250 | 74.000 |
| | | | | Place: 42T | 11 | 39 | 28* | 14* | 11 | 19T |

2014 Men's JO National Championships

Meet Results







May 7-11, 2014

| Rank | Num | Name | Gym |  |  |  |  |  |  | AA |
|------|-----|------------------|----------------|---|---|---|---|---|---|--------|
| 21T | 760 | Colton Kuenzi | Olympia Hills | Diff: 4.000 | 3.700 | 4.300 | 3.600 | 3.300 | 3.100 | |
| | | | | Exec: 8.450 | 8.900 | 8.750 | 8.250 | 8.750 | 8.800 | |
| | | | | ND: _____ | _____ | _____ | -0.300 | _____ | _____ | |
| | | | | Final: 12.450 | 12.600 | 13.050 | 11.550 | 12.050 | 11.900 | 73.600 |
| | | | | Place: 42T | 10 | 9* | 48T | 35T | 17T | 21T |
| 21T | 772 | Jimmy Conserva | Brestyan's MA | Diff: 4.100 | 3.800 | 3.400 | 3.000 | 4.100 | 2.600 | |
| | | | | Exec: 9.000 | 8.450 | 9.250 | 9.150 | 7.500 | 9.250 | |
| | | | | ND: _____ | _____ | _____ | _____ | _____ | _____ | |
| | | | | Final: 13.100 | 12.250 | 12.650 | 12.150 | 11.600 | 11.850 | 73.600 |
| | | | | Place: 12T | 21* | 24T | 28* | 44 | 20T | 21T |
| 23T | 768 | Zachary Cienkus | Premier West | Diff: 4.400 | 3.900 | 4.400 | 3.000 | 3.300 | 2.900 | |
| | | | | Exec: 9.250 | 8.400 | 8.550 | 8.050 | 9.300 | 8.100 | |
| | | | | ND: _____ | _____ | _____ | _____ | _____ | _____ | |
| | | | | Final: 13.650 | 12.300 | 12.950 | 11.050 | 12.600 | 11.000 | 73.550 |
| | | | | Place: 3 | 18T | 16T | 52 | 18T | 44 | 23T |
| 23T | 814 | Peyton Hobson | OMEGA | Diff: 4.000 | 4.000 | 2.600 | 2.800 | 4.000 | 3.100 | |
| | | | | Exec: 8.800 | 8.700 | 9.650 | 8.950 | 8.500 | 8.450 | |
| | | | | ND: _____ | _____ | _____ | _____ | _____ | _____ | |
| | | | | Final: 12.800 | 12.700 | 12.250 | 11.750 | 12.500 | 11.550 | 73.550 |
| | | | | Place: 29* | 7T | 34 | 42 | 21T | 30T | 23T |
| 25 | 750 | Kyle Abe | Cal Sports | Diff: 4.400 | 4.100 | 4.400 | 4.400 | 3.900 | 3.400 | |
| | | | | Exec: 8.500 | 7.600 | 7.150 | 8.950 | 7.650 | 8.900 | |
| | | | | ND: _____ | _____ | _____ | _____ | _____ | _____ | |
| | | | | Final: 12.900 | 11.700 | 11.550 | 13.350 | 11.550 | 12.300 | 73.350 |
| | | | | Place: 21T | 35T | 44T | 5 | 45 | 10 | 25 |
| 26T | 796 | Suneet Tipireni | Stick It | Diff: 4.200 | 3.700 | 3.800 | 2.800 | 3.900 | 3.900 | |
| | | | | Exec: 8.250 | 9.000 | 8.850 | 8.800 | 8.800 | 7.300 | |
| | | | | ND: _____ | _____ | _____ | _____ | _____ | _____ | |
| | | | | Final: 12.450 | 12.700 | 12.650 | 11.600 | 12.700 | 11.200 | 73.300 |
| | | | | Place: 42T | 7T | 24T | 46* | 14* | 39 | 26T |
| 26T | 756 | Blaine Davis | Oregon Olympic | Diff: 4.100 | 3.900 | 3.300 | 3.600 | 4.300 | 2.600 | |
| | | | | Exec: 8.900 | 7.450 | 8.850 | 8.800 | 8.800 | 8.800 | |
| | | | | ND: _____ | _____ | _____ | -0.100 | _____ | _____ | |
| | | | | Final: 13.000 | 11.350 | 12.150 | 12.300 | 13.100 | 11.400 | 73.300 |
| | | | | Place: 18T | 41 | 36T | 25 | 7 | 37 | 26T |
| 28 | 778 | Eric Manning | Monmouth | Diff: 4.700 | 4.200 | 4.300 | 3.200 | 4.200 | 3.800 | |
| | | | | Exec: 7.900 | 6.750 | 8.750 | 9.300 | 7.850 | 8.250 | |
| | | | | ND: _____ | _____ | _____ | _____ | _____ | _____ | |
| | | | | Final: 12.600 | 10.950 | 13.050 | 12.500 | 12.050 | 12.050 | 73.200 |
| | | | | Place: 35T | 44 | 9* | 19* | 35T | 15T | 28 |
| 29 | 788 | Miles Miller | WCup | Diff: 4.100 | 3.800 | 4.300 | 2.800 | 3.500 | 2.800 | |
| | | | | Exec: 8.100 | 8.600 | 9.200 | 9.100 | 8.000 | 8.850 | |
| | | | | ND: _____ | _____ | _____ | _____ | _____ | _____ | |
| | | | | Final: 12.200 | 12.400 | 13.500 | 11.900 | 11.500 | 11.650 | 73.150 |
| | | | | Place: 47T | 14T | 5 | 38* | 46T | 28T | 29 |
| 30T | 786 | Zachary Mitchell | WClass | Diff: 4.400 | 4.700 | 4.400 | 2.800 | 4.000 | 4.300 | |
| | | | | Exec: 8.600 | 5.750 | 8.900 | 8.850 | 8.100 | 8.250 | |
| | | | | ND: _____ | _____ | _____ | _____ | _____ | _____ | |
| | | | | Final: 13.000 | 10.450 | 13.300 | 11.650 | 12.100 | 12.550 | 73.050 |
| | | | | Place: 18T | 49T | 8 | 43* | 30T | 5T | 30T |

2014 Men's JO National Championships

Meet Results







May 7-11, 2014

| Rank | Num | Name | Gym |  |  |  |  |  |  | AA |
|------|-----|------------------|----------------------|---|---|---|---|---|---|--------|
| 30T | 797 | Rory Carroll | 5280 (North) | Diff: 4.300 | 4.200 | 3.400 | 2.800 | 3.800 | 2.700 | |
| | | | | Exec: 8.450 | 8.100 | 8.450 | 9.150 | 8.600 | 9.100 | |
| | | | | ND: | | | | | | |
| | | | | Final: 12.750 | 12.300 | 11.850 | 11.950 | 12.400 | 11.800 | 73.050 |
| | | | | Place: 31 | 18T | 40T | 36T | 26T | 24T | 30T |
| 32T | 773 | Taden Thurber | Gym Village NH01 | Diff: 3.800 | 3.300 | 2.500 | 2.800 | 3.800 | 3.300 | |
| | | | | Exec: 9.100 | 8.750 | 8.400 | 9.650 | 8.200 | 9.150 | |
| | | | | ND: | | | | | | |
| | | | | Final: 12.900 | 12.050 | 10.900 | 12.450 | 12.000 | 12.450 | 72.750 |
| | | | | Place: 21T | 26T | 52 | 24 | 37T | 7T | 32T |
| 32T | 783 | Sam Kressman | Preston | Diff: 4.300 | 4.000 | 4.000 | 3.200 | 3.800 | 3.100 | |
| | | | | Exec: 9.100 | 8.050 | 8.600 | 8.350 | 7.500 | 8.750 | |
| | | | | ND: | | | | | | |
| | | | | Final: 13.400 | 12.050 | 12.600 | 11.550 | 11.300 | 11.850 | 72.750 |
| | | | | Place: 6T | 26T | 27T | 48T | 49 | 20T | 32T |
| 32T | 762 | Logan Ciocarelli | Swiss Turners | Diff: 4.200 | 3.100 | 2.600 | 3.600 | 3.900 | 2.900 | |
| | | | | Exec: 8.300 | 8.650 | 8.950 | 8.900 | 8.900 | 8.750 | |
| | | | | ND: | | | | | | |
| | | | | Final: 12.500 | 11.750 | 11.550 | 12.500 | 12.800 | 11.650 | 72.750 |
| | | | | Place: 40T | 33T | 44T | 19* | 9T | 28T | 32T |
| 35 | 793 | Nicholas Handley | Gym South | Diff: 4.800 | 3.700 | 3.800 | 3.600 | 3.400 | 2.800 | |
| | | | | Exec: 7.800 | 8.150 | 8.600 | 9.000 | 8.450 | 8.700 | |
| | | | | ND: | | | -0.100 | | | |
| | | | | Final: 12.600 | 11.850 | 12.400 | 12.500 | 11.850 | 11.500 | 72.700 |
| | | | | Place: 35T | 31 | 32 | 19T | 41 | 32T | 35 |
| 36 | 782 | Ian Fletcher | PGH North | Diff: 4.300 | 4.000 | 3.800 | 3.000 | 3.800 | 3.000 | |
| | | | | Exec: 8.250 | 8.000 | 8.700 | 9.100 | 8.650 | 7.750 | |
| | | | | ND: | | | | | | |
| | | | | Final: 12.550 | 12.000 | 12.500 | 12.100 | 12.450 | 10.750 | 72.350 |
| | | | | Place: 38T | 28T | 30 | 30* | 23T | 49 | 36 |
| 37 | 794 | Valen Watrous | Harpeth | Diff: 4.700 | 3.900 | 4.200 | 3.000 | 3.500 | 3.100 | |
| | | | | Exec: 7.200 | 8.400 | 8.400 | 9.250 | 8.400 | 7.850 | |
| | | | | ND: | | | | | | |
| | | | | Final: 11.900 | 12.300 | 12.600 | 12.250 | 11.900 | 10.950 | 71.900 |
| | | | | Place: 49 | 18T | 27T | 26T | 40 | 45T | 37 |
| 38 | 765 | Cameron Rosin | BGGC | Diff: 4.200 | 3.900 | 2.700 | 3.600 | 3.700 | 2.200 | |
| | | | | Exec: 8.500 | 7.500 | 9.600 | 9.250 | 7.700 | 8.900 | |
| | | | | ND: | | | | | | |
| | | | | Final: 12.700 | 11.400 | 12.300 | 12.850 | 11.400 | 11.100 | 71.750 |
| | | | | Place: 32 | 40 | 33 | 9T | 48 | 40T | 38 |
| 39 | 790 | Edward Silvestar | Cobb | Diff: 4.400 | 3.300 | 4.200 | 3.600 | 3.800 | 3.200 | |
| | | | | Exec: 7.350 | 7.950 | 8.450 | 9.150 | 7.700 | 8.250 | |
| | | | | ND: | | | | | | |
| | | | | Final: 11.750 | 11.250 | 12.650 | 12.750 | 11.500 | 11.450 | 71.350 |
| | | | | Place: 50 | 42 | 24T | 13* | 46T | 35T | 39 |
| 40 | 774 | Jonas Long | Above The Bar Academ | Diff: 4.200 | 3.700 | 2.500 | 3.000 | 3.800 | 2.600 | |
| | | | | Exec: 8.650 | 7.200 | 8.950 | 9.100 | 7.900 | 9.300 | |
| | | | | ND: | | | | | | |
| | | | | Final: 12.850 | 10.900 | 11.450 | 12.100 | 11.700 | 11.900 | 70.900 |
| | | | | Place: 24T | 45 | 47 | 30* | 42T | 17T | 40 |

2014 Men's JO National Championships

Meet Results

May 7-11, 2014

| Rank | Num | Name | Gym |  |  |  |  |  |  | AA |
|------|-----|--------------------|-----------------|---|---|---|---|---|---|--------|
| 41T | 776 | Christian Jarrell | Fairland | Diff: 4.400 | 3.900 | 3.600 | 3.600 | 4.300 | 3.900 | |
| | | | | Exec: 6.200 | 8.050 | 9.150 | 8.050 | 7.700 | 7.950 | |
| | | | | ND: | | | | | | |
| | | | | Final: 10.600 | 11.950 | 12.750 | 11.650 | 12.000 | 11.850 | 70.800 |
| | | | | Place: 53 | 30 | 22T | 43T | 37T | 20T | 41T |
| 41T | 777 | Christian Gulotta | Hotshots | Diff: 3.800 | 3.200 | 2.300 | 3.000 | 3.500 | 2.600 | |
| | | | | Exec: 9.050 | 7.450 | 9.550 | 8.250 | 8.950 | 9.150 | |
| | | | | ND: | | | | | | |
| | | | | Final: 12.850 | 10.650 | 11.850 | 11.250 | 12.450 | 11.750 | 70.800 |
| | | | | Place: 24T | 47 | 40T | 50 | 23T | 26T | 41T |
| 43 | 791 | Eric Nakamura | First Coast | Diff: 4.100 | 3.900 | 1.800 | 3.600 | 3.700 | 2.000 | |
| | | | | Exec: 7.200 | 8.100 | 9.050 | 9.100 | 9.000 | 9.100 | |
| | | | | ND: | | | | | | |
| | | | | Final: 11.300 | 12.000 | 10.850 | 12.700 | 12.700 | 11.100 | 70.650 |
| | | | | Place: 52 | 28T | 53 | 16 | 14T | 40T | 43 |
| 44 | 787 | Graham Shaw | WClass | Diff: 4.200 | 4.100 | 4.100 | 3.000 | 3.300 | 3.200 | |
| | | | | Exec: 8.850 | 8.150 | 8.850 | 8.950 | 7.100 | 6.800 | |
| | | | | ND: | | | | | | |
| | | | | Final: 13.050 | 12.250 | 12.950 | 11.950 | 10.400 | 10.000 | 70.600 |
| | | | | Place: 15T | 21T | 16T | 36T | 52 | 52 | 44 |
| 45T | 802 | Dimitry Pressimone | Surgent's Elite | Diff: 4.100 | 3.200 | 2.500 | 3.000 | 3.300 | 3.400 | |
| | | | | Exec: 9.200 | 6.850 | 9.350 | 9.100 | 7.650 | 8.750 | |
| | | | | ND: | | | | | | |
| | | | | Final: 13.300 | 10.050 | 11.850 | 12.100 | 10.950 | 12.150 | 70.400 |
| | | | | Place: 9 | 51 | 40T | 30* | 50 | 14 | 45T |
| 45T | 758 | Travis Braud | CG's | Diff: 4.700 | 3.700 | 4.000 | 3.600 | 3.900 | 3.000 | |
| | | | | Exec: 7.950 | 8.100 | 7.400 | 8.950 | 7.000 | 8.100 | |
| | | | | ND: | | | | | | |
| | | | | Final: 12.650 | 11.800 | 11.400 | 12.550 | 10.900 | 11.100 | 70.400 |
| | | | | Place: 33T | 32 | 48 | 18 | 51 | 40T | 45T |
| 47 | 784 | Christian Marsh | Preston | Diff: 4.200 | 3.700 | 3.600 | 3.200 | 3.900 | 2.400 | |
| | | | | Exec: 8.400 | 7.050 | 9.400 | 9.050 | 6.400 | 9.050 | |
| | | | | ND: | | | | | | |
| | | | | Final: 12.600 | 10.750 | 13.000 | 12.250 | 10.300 | 11.450 | 70.350 |
| | | | | Place: 35T | 46 | 14T | 26T | 53 | 35T | 47 |
| 48 | 771 | Braden Whitaker | St. Charles | Diff: 4.000 | 3.700 | 2.200 | 2.000 | 3.800 | 2.200 | |
| | | | | Exec: 8.850 | 7.350 | 9.450 | 9.100 | 8.950 | 8.600 | |
| | | | | ND: | | | | | | |
| | | | | Final: 12.850 | 11.050 | 11.650 | 11.100 | 12.750 | 10.800 | 70.200 |
| | | | | Place: 24T | 43 | 43 | 51 | 12T | 47T | 48 |
| 49T | 769 | Eric Mitchell | Premier West | Diff: 4.000 | 4.000 | 2.200 | 2.800 | 4.000 | 2.800 | |
| | | | | Exec: 9.050 | 7.700 | 9.100 | 8.850 | 8.000 | 7.450 | |
| | | | | ND: | | | | | | |
| | | | | Final: 13.050 | 11.700 | 11.300 | 11.650 | 12.000 | 10.250 | 69.950 |
| | | | | Place: 15T | 35* | 50 | 43* | 37T | 51 | 49T |
| 49T | 761 | James Hastings | St. Louis Gymn | Diff: 4.000 | 4.100 | 3.000 | 2.800 | 3.700 | 3.000 | |
| | | | | Exec: 8.800 | 7.400 | 8.050 | 8.200 | 8.500 | 8.500 | |
| | | | | ND: | | | -0.100 | | | |
| | | | | Final: 12.800 | 11.500 | 11.050 | 10.900 | 12.200 | 11.500 | 69.950 |
| | | | | Place: 29* | 39 | 51 | 53 | 29 | 32T | 49T |

2014 Men's JO National Championships

Meet Results







May 7-11, 2014

Page: 6

Printed: 5/9/2014 4:22:49 PM

Men / 9 / 13 yrs.

Session: 4-9,5-9

| Rank | Num | Name | Gym |  |  |  |  |  |  | AA |
|------|-----|-----------------|------------------|---|---|---|---|---|---|--------|
| 51 | 779 | Jaret Beyer | Nittany | Diff: 3.900 | 3.000 | 3.200 | 3.600 | 4.000 | 2.700 | |
| | | | | Exec: 8.650 | 6.250 | 8.150 | 9.250 | 8.100 | 8.800 | |
| | | | | ND: _____ | _____ | _____ | -0.100 | _____ | _____ | |
| | | | | Final: 12.550 | 9.250 | 11.350 | 12.750 | 12.100 | 11.500 | 69.500 |
| | | | | Place: 38T | 53 | 49 | 13T | 30T | 32T | 51 |
| 52 | 775 | Evan Pendergast | Eastern National | Diff: 3.900 | 3.200 | 3.000 | 2.800 | 3.800 | 2.900 | |
| | | | | Exec: 8.600 | 6.750 | 9.150 | 9.300 | 7.900 | 7.450 | |
| | | | | ND: _____ | _____ | _____ | _____ | _____ | _____ | |
| | | | | Final: 12.500 | 9.950 | 12.150 | 12.100 | 11.700 | 10.350 | 68.750 |
| | | | | Place: 40T | 52 | 36T | 30T | 42T | 50 | 52 |
| 53 | 766 | Noah Vigran | Queen City | Diff: 4.300 | 3.200 | 2.700 | 2.800 | 3.800 | 2.900 | |
| | | | | Exec: 8.050 | 7.400 | 8.850 | 8.800 | 8.300 | 5.900 | |
| | | | | ND: _____ | _____ | _____ | _____ | _____ | _____ | |
| | | | | Final: 12.350 | 10.600 | 11.550 | 11.600 | 12.100 | 8.800 | 67.000 |
| | | | | Place: 46 | 48 | 44T | 46* | 30T | 53 | 53 |