

2014 Men's JO National Championships







Meet Results

May 7-11, 2014

Men / 8 / 12 yrs.

Session: 4-8,5-8







Judge's Signatures

Rank	Num	Name	Gym							AA
1	677	Chase Clingman	Apex	Diff: 3.800	4.100	3.400	2.800	3.400	3.000	
				Exec: 9.200	8.850	8.850	8.650	9.750	8.700	
				ND: _____	_____	_____	-0.300	_____	_____	
				Final: 13.000	12.950	12.250	11.150	13.150	11.700	74.200
				Place: 4	3T	4T	44	1	6T	1
2	647	Gabriel Hotchkiss	Danik	Diff: 4.100	4.600	2.300	3.600	3.500	2.900	
				Exec: 8.700	9.100	9.300	7.650	9.550	8.650	
				ND: _____	_____	_____	-0.300	_____	_____	
				Final: 12.800	13.700	11.600	10.950	13.050	11.550	73.650
				Place: 9T	1	22*	48T	3T	10T	2
3	646	Jonah James	West Coast	Diff: 3.600	3.700	3.600	3.000	3.200	3.100	
				Exec: 8.750	8.300	8.650	8.950	9.600	9.100	
				ND: _____	_____	_____	_____	_____	_____	
				Final: 12.350	12.000	12.250	11.950	12.800	12.200	73.550
				Place: 24T	20	4T	13*	12*	2	3
4	671	Sam Roach	Gym Nation ME	Diff: 3.600	3.800	3.300	3.600	3.300	3.000	
				Exec: 9.000	9.000	9.000	8.850	9.100	7.850	
				ND: _____	_____	_____	_____	_____	_____	
				Final: 12.600	12.800	12.300	12.450	12.400	10.850	73.400
				Place: 14T	7T	1T	2*	18*	31T	4
5	650	Robbie Shamp	All Starz	Diff: 4.100	3.500	3.300	3.600	3.500	3.200	
				Exec: 9.000	8.200	8.500	8.850	8.800	8.500	
				ND: _____	_____	_____	_____	_____	_____	
				Final: 13.100	11.700	11.800	12.450	12.300	11.700	73.050
				Place: 3	28T	14*	2*	21T	6T	5
6T	645	Riley Loos	Technique	Diff: 4.200	3.800	3.300	3.000	3.700	2.400	
				Exec: 9.000	8.300	8.550	9.000	9.100	8.450	
				ND: _____	_____	_____	-0.100	_____	_____	
				Final: 13.200	12.100	11.850	11.900	12.800	10.850	72.700
				Place: 2	16T	13	16T	12T	31T	6T
6T	654	Daryn Strub	NSGA	Diff: 4.000	3.400	2.600	3.600	3.100	3.100	
				Exec: 8.600	8.550	9.650	8.650	8.500	9.250	
				ND: _____	_____	_____	-0.300	_____	_____	
				Final: 12.600	11.950	12.250	11.950	11.600	12.350	72.700
				Place: 14T	21T	4T	13T	54	1	6T
8	649	Kacey Provo	Metropolitan	Diff: 3.700	3.400	2.400	3.000	3.200	1.900	
				Exec: 9.100	8.400	9.500	8.800	9.450	9.500	
				ND: _____	_____	_____	_____	_____	_____	
				Final: 12.800	11.800	11.900	11.800	12.650	11.400	72.350
				Place: 9T	25	11T	22*	15	15T	8
9	674	Griffin Shaw	Sterling MA	Diff: 3.600	3.400	2.500	3.000	3.200	2.500	
				Exec: 9.000	8.550	8.900	8.950	9.650	8.500	
				ND: _____	_____	_____	_____	_____	_____	
				Final: 12.600	11.950	11.400	11.950	12.850	11.000	71.750
				Place: 14*	21T	34T	13*	10T	27T	9
10	693	William Gomez	Park Avenue	Diff: 4.200	2.500	2.500	3.600	3.400	3.000	
				Exec: 9.050	7.500	8.150	9.200	9.550	9.000	
				ND: _____	_____	_____	_____	_____	_____	
				Final: 13.250	10.000	10.650	12.800	12.950	12.000	71.650
				Place: 1	57	53T	1	5*	4	10

2014 Men's JO National Championships

Meet Results







May 7-11, 2014

Rank	Num	Name	Gym							AA
11	681	Kieran Murdocca	KMC	Diff: 3.500	3.700	2.400	2.800	3.000	2.200	
				Exec: 9.400	9.250	9.050	8.700	8.700	8.950	
				ND: _____	_____	_____	-0.100	_____	_____	
				Final: 12.900	12.950	11.450	11.400	11.700	11.150	71.550
				Place: 6T	3T	31T	34T	51T	21	11
12	664	Markus Shears	Mills	Diff: 3.900	4.000	2.500	3.000	3.500	2.400	
				Exec: 8.500	8.950	7.500	8.850	9.400	9.000	
				ND: _____	_____	_____	_____	_____	_____	
				Final: 12.400	12.950	10.000	11.850	12.900	11.400	71.500
				Place: 20T	3T	60	19T	8T	15T	12
13	665	Sam Stinsa	Prairie	Diff: 3.500	3.600	3.200	3.000	3.000	2.200	
				Exec: 8.750	8.500	8.750	8.800	9.050	9.050	
				ND: _____	_____	_____	_____	_____	_____	
				Final: 12.250	12.100	11.950	11.800	12.050	11.250	71.400
				Place: 28*	16T	8T	22*	36T	19	13
14	679	Kazuki Hayashi	Capital National Cen	Diff: 3.600	3.200	2.400	2.800	3.200	2.400	
				Exec: 9.000	9.000	8.600	9.300	8.700	9.150	
				ND: _____	_____	_____	_____	_____	_____	
				Final: 12.600	12.200	11.000	12.100	11.900	11.550	71.350
				Place: 14*	15	46T	10T	44T	10T	14
15	687	Carter Lewis	Foothills	Diff: 3.400	3.600	2.400	3.000	3.000	2.400	
				Exec: 9.500	8.300	9.100	8.950	9.300	8.250	
				ND: _____	_____	_____	-0.100	_____	_____	
				Final: 12.900	11.900	11.500	11.850	12.300	10.650	71.100
				Place: 6T	23T	25T	19*	21T	40T	15
16	668	Aidan Cuy	Aim High-RI	Diff: 3.700	3.400	3.300	3.000	3.200	3.100	
				Exec: 7.350	8.350	8.500	8.900	9.600	8.500	
				ND: _____	_____	_____	_____	_____	_____	
				Final: 11.050	11.750	11.800	11.900	12.800	11.600	70.900
				Place: 56T	26T	14*	16*	12*	9	16
17	697	Evan Vaughan	5280 (North)	Diff: 3.800	4.200	4.100	3.000	3.300	2.000	
				Exec: 8.150	8.250	8.200	8.950	8.800	8.200	
				ND: _____	_____	_____	-0.100	_____	_____	
				Final: 11.950	12.450	12.300	11.850	12.100	10.200	70.850
				Place: 40T	12	1T	19*	33T	51T	17
18T	698	Vadim Galchenko	5280 (North)	Diff: 4.200	3.700	3.700	3.000	3.200	3.100	
				Exec: 7.900	7.250	8.000	8.700	8.900	9.000	
				ND: _____	_____	_____	_____	_____	_____	
				Final: 12.100	10.950	11.700	11.700	12.100	12.100	70.650
				Place: 34T	51	18	25T	33T	3	18T
18T	670	Jakob Murray	Granite NH	Diff: 3.400	4.000	2.800	3.000	3.400	3.100	
				Exec: 9.050	7.550	8.300	8.600	8.650	8.800	
				ND: _____	_____	_____	_____	_____	_____	
				Final: 12.450	11.550	11.100	11.600	12.050	11.900	70.650
				Place: 19	32T	44	28	36T	5	18T
20	644	Casey Cummings	South Coast	Diff: 4.100	2.900	3.200	3.600	3.300	2.600	
				Exec: 8.800	8.100	8.450	8.750	8.250	8.500	
				ND: _____	_____	_____	_____	_____	_____	
				Final: 12.900	11.000	11.650	12.350	11.550	11.100	70.550
				Place: 6T	49T	19T	5	55	22T	20

2014 Men's JO National Championships

Meet Results







May 7-11, 2014

Rank	Num	Name	Gym							AA
21	669	Isaac Tracy	Aim High-RI	Diff: 3.600	3.300	3.200	3.600	3.000	2.800	
				Exec: 8.950	8.100	8.300	8.700	8.950	8.000	
				ND: _____	_____	_____	_____	_____	_____	
				Final: 12.550	11.400	11.500	12.300	11.950	10.800	70.500
				Place: 18	38	25T	6T	42T	36	21
22	675	Erik Engelke	Above The Bar Academ	Diff: 3.500	4.000	2.700	2.400	3.300	2.100	
				Exec: 8.850	8.700	8.050	8.850	9.050	8.950	
				ND: _____	_____	_____	_____	_____	_____	
				Final: 12.350	12.700	10.750	11.250	12.350	11.050	70.450
				Place: 24T	9T	51T	41	20	26	22
23	694	Josh Petramale	Roswell	Diff: 3.900	3.400	2.600	3.000	2.900	1.900	
				Exec: 8.200	8.850	8.550	9.400	8.600	8.950	
				ND: _____	_____	_____	_____	_____	_____	
				Final: 12.100	12.250	11.150	12.400	11.500	10.850	70.250
				Place: 34T	14	41T	4	56	31T	23
24	642	Eric Waters	Aspire	Diff: 3.700	3.600	2.300	2.800	3.300	2.600	
				Exec: 9.100	7.750	9.200	8.650	8.750	8.500	
				ND: _____	_____	_____	-0.100	_____	_____	
				Final: 12.800	11.350	11.500	11.350	12.050	11.100	70.150
				Place: 9T	39T	25T	37	36T	22T	24
25T	673	Kevin Yu	Sterling MA	Diff: 3.300	4.000	3.400	3.600	3.500	2.500	
				Exec: 8.800	8.800	8.250	8.800	9.350	5.900	
				ND: _____	_____	_____	-0.100	_____	_____	
				Final: 12.100	12.800	11.650	12.300	12.850	8.400	70.100
				Place: 34T	7T	19T	6T	10T	60T	25T
25T	685	Wil Getchell	Cartersville	Diff: 3.300	3.500	2.300	2.800	3.200	2.100	
				Exec: 8.850	8.550	9.200	8.650	9.100	8.550	
				ND: _____	_____	_____	_____	_____	_____	
				Final: 12.150	12.050	11.500	11.450	12.300	10.650	70.100
				Place: 31T	19	25T	29*	21*	40T	25T
27	661	Cooper Giles	Aerial	Diff: 4.000	4.300	2.600	2.800	3.000	2.000	
				Exec: 8.400	8.550	8.550	9.000	9.100	7.750	
				ND: _____	_____	_____	_____	_____	_____	
				Final: 12.400	12.850	11.150	11.800	12.100	9.750	70.050
				Place: 20T	6	41T	22T	33T	56	27
28T	648	Ashton O'Connor	Danik	Diff: 3.500	4.000	3.200	2.800	3.400	2.400	
				Exec: 8.250	8.600	7.400	8.600	8.850	9.100	
				ND: _____	_____	_____	-0.100	_____	_____	
				Final: 11.750	12.600	10.600	11.300	12.250	11.500	70.000
				Place: 46T	11	56T	38*	27T	12T	28T
28T	656	Zachary Irene	Salto	Diff: 3.100	3.100	2.300	3.000	3.100	3.200	
				Exec: 8.750	8.650	9.150	8.900	9.100	7.650	
				ND: _____	_____	_____	_____	_____	_____	
				Final: 11.850	11.750	11.450	11.900	12.200	10.850	70.000
				Place: 44T	26T	31T	16*	29T	31T	28T
30	657	Geovani Gambattese	Salto	Diff: 3.700	3.100	3.300	3.000	3.500	3.000	
				Exec: 9.000	8.250	8.100	7.600	8.950	8.400	
				ND: _____	_____	_____	-0.100	_____	_____	
				Final: 12.700	11.350	11.400	10.500	12.450	11.400	69.800
				Place: 13	39T	34T	53T	17	15T	30

2014 Men's JO National Championships

Meet Results







May 7-11, 2014

Rank	Num	Name	Gym							AA
31T	680	Matthew Schuchman	Eastern	Diff: 3.900	2.100	2.500	2.800	3.300	2.100	
				Exec: 7.400	9.000	9.450	9.250	9.100	8.750	
				ND:						
				Final: 11.300	11.100	11.950	12.050	12.400	10.850	69.650
				Place: 51T	45T	8*	12	18*	31T	31T
31T	695	Caleb Hickey	Sandhills	Diff: 3.600	3.600	2.700	2.800	3.100	2.500	
				Exec: 8.600	8.100	8.800	8.600	8.950	8.400	
				ND:			-0.100			
				Final: 12.200	11.700	11.500	11.300	12.050	10.900	69.650
				Place: 30	28T	25T	38*	36T	30	31T
33T	692	Jack Slater	LaFleur's Tampa	Diff: 3.100	3.800	3.400	2.800	3.900	1.900	
				Exec: 8.200	8.900	8.900	7.250	9.200	8.500	
				ND:			-0.300			
				Final: 11.300	12.700	12.300	9.750	13.100	10.400	69.550
				Place: 51T	9T	1T	60	2	46	33T
33T	689	Ian Cato	G&J Speedway	Diff: 3.400	3.300	2.400	2.400	2.900	1.900	
				Exec: 8.350	8.300	9.600	8.650	9.250	9.100	
				ND:						
				Final: 11.750	11.600	12.000	11.050	12.150	11.000	69.550
				Place: 46T	30T	7	46*	32	27T	33T
35	696	Callum Pope	World Xtreme	Diff: 3.900	1.900	2.400	3.600	3.000	3.100	
				Exec: 8.400	8.400	8.650	8.700	8.800	8.550	
				ND:			-0.100			
				Final: 12.300	10.300	11.050	12.200	11.800	11.650	69.300
				Place: 27	55T	45	8	50	8	35
36	660	Jacob Biller	TCT	Diff: 3.800	2.200	2.400	2.800	3.000	2.300	
				Exec: 9.150	8.950	8.750	8.600	9.000	8.350	
				ND:			-0.100			
				Final: 12.950	11.150	11.150	11.300	12.000	10.650	69.200
				Place: 5	44	41T	38*	40T	40T	36
37	658	Evan Van Aacken	Swiss Turners	Diff: 3.800	3.400	2.300	3.000	3.400	2.900	
				Exec: 7.950	7.800	9.000	8.750	9.550	7.350	
				ND:			-0.100			
				Final: 11.750	11.200	11.300	11.650	12.950	10.250	69.100
				Place: 46T	43	36	27	5*	48T	37
38	686	Chalmer Swaney	First In Flight	Diff: 3.400	3.500	2.300	3.600	3.000	2.600	
				Exec: 8.300	7.500	8.500	7.850	9.300	8.900	
				ND:						
				Final: 11.700	11.000	10.800	11.450	12.300	11.500	68.750
				Place: 49	49T	48T	29T	21T	12T	38
39	688	Isaac Bast	Foothills	Diff: 3.000	3.500	2.600	2.800	3.000	3.100	
				Exec: 8.900	8.000	9.300	7.600	9.500	7.650	
				ND:			-0.300			
				Final: 11.900	11.500	11.900	10.100	12.500	10.750	68.650
				Place: 42T	35T	11T	58	16	37T	39
40T	667	Austin Jones	St. Charles	Diff: 3.600	2.600	2.500	3.600	3.600	2.200	
				Exec: 7.450	8.450	9.450	8.850	9.450	7.100	
				ND:			-0.300			
				Final: 11.050	11.050	11.950	12.150	13.050	9.300	68.550
				Place: 56T	48	8*	9	3T	59	40T

2014 Men's JO National Championships

Meet Results







May 7-11, 2014

Rank	Num	Name	Gym							AA
40T	678	Joshua Studeman	Capital National Cen	Diff: 3.500	3.400	2.400	2.800	3.200	3.000	
				Exec: 8.900	7.700	9.250	7.100	9.000	8.300	
				ND: _____	_____	_____	_____	_____	_____	
				Final: 12.400	11.100	11.650	9.900	12.200	11.300	68.550
				Place: 20T	45T	19T	59	29T	18	40T
42	700	Colby Carmichael	High Performance	Diff: 3.200	3.500	2.200	2.800	3.300	2.200	
				Exec: 7.900	7.600	9.000	8.650	9.600	8.550	
				ND: _____	_____	_____	_____	_____	_____	
				Final: 11.100	11.100	11.200	11.450	12.900	10.750	68.500
				Place: 55	45T	39T	29*	8T	37*	42
43	691	Brady Vincent	Gym Force	Diff: 3.300	3.100	2.700	2.800	2.800	1.900	
				Exec: 8.850	8.200	8.750	7.700	9.150	9.200	
				ND: _____	_____	_____	_____	_____	_____	
				Final: 12.150	11.300	11.450	10.500	11.950	11.100	68.450
				Place: 31*	42	31T	53T	42T	22T	43
44	690	Metody Chervenkov	GGA - Suwanee	Diff: 3.300	2.500	2.200	2.800	2.400	1.900	
				Exec: 9.050	9.050	9.400	7.850	9.300	8.650	
				ND: _____	_____	_____	_____	_____	_____	
				Final: 12.350	11.550	11.600	10.650	11.700	10.550	68.400
				Place: 24T	32T	22T	52	51T	43	44
45	684	Noah Beyers	Top Flight	Diff: 3.800	1.900	2.200	2.800	3.400	2.200	
				Exec: 8.200	8.700	8.400	8.600	9.550	8.550	
				ND: -0.100	_____	_____	_____	_____	_____	
				Final: 11.900	10.600	10.600	11.400	12.950	10.750	68.200
				Place: 42T	53	56T	34T	5*	37*	45
46	741	Cole Schreiber	Premier West	Diff: 3.300	3.800	2.200	2.800	3.000	2.200	
				Exec: 8.000	8.550	9.300	8.650	7.850	8.250	
				ND: _____	_____	_____	_____	_____	_____	
				Final: 11.300	12.350	11.500	11.450	10.850	10.450	67.900
				Place: 51T	13	25T	29*	60	45	46
47	641	Spencer Wong	Accel	Diff: 3.400	2.900	2.700	2.800	2.700	1.900	
				Exec: 9.000	8.450	8.100	8.450	9.500	8.200	
				ND: _____	_____	_____	-0.300	_____	_____	
				Final: 12.400	11.350	10.800	10.950	12.200	10.100	67.800
				Place: 20T	39T	48T	48T	29T	54	47
48	655	Alec Wright	Salto	Diff: 3.400	3.100	2.600	3.000	3.200	2.400	
				Exec: 8.450	8.450	8.050	8.300	9.100	7.800	
				ND: _____	_____	_____	-0.100	_____	_____	
				Final: 11.850	11.550	10.650	11.200	12.300	10.200	67.750
				Place: 44T	32T	53T	42T	21*	51T	48
49	663	Nathan Berry	Interactive	Diff: 3.400	4.000	2.600	2.800	3.300	2.200	
				Exec: 8.000	8.100	7.900	8.700	8.600	8.000	
				ND: _____	_____	_____	-0.100	_____	_____	
				Final: 11.400	12.100	10.500	11.400	11.900	10.200	67.500
				Place: 50	16T	59	34T	44T	51T	49
50	676	Justin Talley	Above The Bar Academ	Diff: 3.800	2.500	2.900	2.400	2.800	1.900	
				Exec: 8.300	8.200	7.850	8.650	8.900	9.200	
				ND: _____	_____	_____	_____	_____	_____	
				Final: 12.100	10.700	10.750	11.050	11.700	11.100	67.400
				Place: 34T	52	51T	46*	51T	22T	50

2014 Men's JO National Championships

Meet Results

May 7-11, 2014

Rank	Num	Name	Gym							AA
51	652	Victor Perez	Emerald City	Diff: 3.500	3.600	3.300	3.600	3.500	2.300	
				Exec: 8.750	6.300	8.450	7.550	7.850	8.700	
				ND: _____	_____	_____	-0.300	_____	_____	
				Final: 12.250	9.900	11.750	10.850	11.350	11.000	67.100
				Place: 28*	58	17	50	57	27T	51
52	653	Erik Dahl	MN Valley	Diff: 3.600	2.500	2.200	2.800	2.800	2.700	
				Exec: 7.600	8.000	9.000	8.900	9.100	7.650	
				ND: _____	_____	_____	_____	_____	_____	
				Final: 11.200	10.500	11.200	11.700	11.900	10.350	66.850
				Place: 54	54	39T	25T	44T	47	52
53	682	Christian Manning	Sportsplex	Diff: 3.400	3.600	3.500	2.400	3.200	2.700	
				Exec: 6.900	7.850	7.750	8.400	8.050	8.800	
				ND: _____	_____	_____	_____	_____	_____	
				Final: 10.300	11.450	11.250	10.800	11.250	11.500	66.550
				Place: 60	37	37T	51	58	12T	53
54	672	Scott Anneser	Gym Village NH01	Diff: 3.600	2.100	2.900	2.800	2.900	2.000	
				Exec: 8.450	8.200	8.100	8.950	9.100	7.500	
				ND: _____	_____	_____	-0.300	_____	_____	
				Final: 12.050	10.300	11.000	11.450	12.000	9.500	66.300
				Place: 38T	55T	46T	29T	40T	58	54
55	683	Cole Maher	Star Bound	Diff: 3.600	3.100	3.200	3.600	2.700	3.000	
				Exec: 7.000	8.500	8.600	8.500	7.100	6.950	
				ND: _____	_____	_____	_____	_____	_____	
				Final: 10.600	11.600	11.800	12.100	9.800	9.950	65.850
				Place: 58	30T	14T	10T	61	55	55
56T	651	Andrew McHorse	Crenshaw	Diff: 3.300	3.700	1.300	2.000	2.800	2.100	
				Exec: 8.750	8.200	8.100	8.350	8.100	9.100	
				ND: _____	_____	_____	_____	_____	_____	
				Final: 12.050	11.900	9.400	10.350	10.900	11.200	65.800
				Place: 38T	23T	61	55	59	20	56T
56T	659	Samuel Streicher	Swiss Turners	Diff: 3.300	2.600	2.300	2.400	2.900	2.200	
				Exec: 8.850	6.850	8.300	8.700	9.350	8.050	
				ND: _____	_____	_____	_____	_____	_____	
				Final: 12.150	9.450	10.600	11.100	12.250	10.250	65.800
				Place: 31*	60	56T	45	27T	48T	56T
58	738	Kade Kolka	Gym Force	Diff: 3.600	3.100	2.000	2.800	2.800	1.900	
				Exec: 6.850	8.400	8.800	7.600	9.500	8.350	
				ND: _____	_____	_____	-0.100	_____	_____	
				Final: 10.450	11.500	10.800	10.300	12.300	10.250	65.600
				Place: 59	35T	48T	56	21T	48T	58
59	699	Steven Manolakis	Ellis	Diff: 3.600	2.600	2.200	2.800	2.800	2.100	
				Exec: 8.350	6.900	9.050	8.500	9.050	7.450	
				ND: _____	_____	_____	-0.100	_____	_____	
				Final: 11.950	9.500	11.250	11.200	11.850	9.550	65.300
				Place: 40T	59	37T	42T	48T	57	59
60	662	Aaron Zurcher	BGGC	Diff: 3.600	1.800	2.300	2.000	2.700	2.300	
				Exec: 9.150	7.050	9.300	8.150	9.200	6.100	
				ND: _____	_____	_____	_____	_____	_____	
				Final: 12.750	8.850	11.600	10.150	11.900	8.400	63.650
				Place: 12	61	22*	57	44T	60T	60







2014 Men's JO National Championships

Meet Results

May 7-11, 2014

Page: 7
Printed: 5/9/2014 4:22:33 PM

Men / 8 / 12 yrs.
Session: 4-8,5-8

Rank	Num	Name	Gym							AA
61	643	Maxim Ryzhuk	Desert Gymcats	Diff: 0.000	4.500	3.300	0.000	3.400	3.400	
				Exec: 0.000	9.100	7.350	0.000	8.450	7.100	
				ND:						
				Final: 0.000	13.600	10.650	0.000	11.850	10.500	46.600
				Place: 61	2	53T	61	48T	44	61