

2014 Men's JO National Championships







Meet Results

May 7-11, 2014

Men / 8 / 11 yrs.

Session: 4-8,5-8







Judge's Signatures

Rank	Num	Name	Gym							AA
1	550	Taylor Burkhart	5280 (North)	Diff: 4.400	4.000	3.800	3.600	3.600	3.400	
				Exec: 8.700	7.150	8.650	8.800	9.250	8.800	
				ND: _____	_____	_____	-0.100	_____	_____	
				Final: 13.100	11.150	12.450	12.300	12.850	12.200	74.050
				Place: 1	44T	3	4	5T	2T	1
2	564	Derek Wahlenmaier	VSSG	Diff: 3.600	3.700	3.700	3.600	3.600	2.400	
				Exec: 8.950	8.650	8.650	8.800	9.500	8.850	
				ND: _____	_____	_____	_____	_____	_____	
				Final: 12.550	12.350	12.350	12.400	13.100	11.250	74.000
				Place: 13*	12T	5	3	3	11	2
3	567	Wesley Knudson	Danik	Diff: 4.000	3.200	2.600	3.200	3.800	3.100	
				Exec: 8.700	8.900	8.950	8.950	9.400	8.650	
				ND: _____	_____	_____	_____	_____	_____	
				Final: 12.700	12.100	11.550	12.150	13.200	11.750	73.450
				Place: 6T	20T	16T	7	2	7	3
4	551	Kyler Hartley	5280 (North)	Diff: 3.700	4.300	3.800	3.200	3.400	2.900	
				Exec: 8.600	8.850	8.050	9.050	8.450	9.050	
				ND: _____	_____	_____	_____	_____	_____	
				Final: 12.300	13.150	11.850	12.250	11.850	11.950	73.350
				Place: 22T	1	11T	5T	32T	6	4
5	605	Kofi Reeves-Miller	Roswell	Diff: 3.900	3.500	2.700	2.800	3.200	3.500	
				Exec: 8.750	8.850	9.350	8.950	8.500	9.000	
				ND: _____	_____	_____	-0.100	_____	_____	
				Final: 12.650	12.350	12.050	11.650	11.700	12.500	72.900
				Place: 9T	12T	7	17T	36T	1	5
6	584	Carlos Lalonde	Premier	Diff: 3.800	3.700	3.600	3.000	3.600	2.300	
				Exec: 8.900	8.250	9.250	8.650	8.800	8.850	
				ND: _____	_____	_____	_____	_____	_____	
				Final: 12.700	11.950	12.850	11.650	12.400	11.150	72.700
				Place: 6T	24T	1	17T	13T	14	6
7	568	Adam Kerwin	Metropolitan	Diff: 3.400	3.600	2.600	2.600	3.500	2.100	
				Exec: 8.700	8.950	8.850	9.000	9.750	9.350	
				ND: _____	_____	_____	_____	_____	_____	
				Final: 12.100	12.550	11.450	11.600	13.250	11.450	72.400
				Place: 30T	9T	20	19T	1	8	7
8	606	Mark Detrick	5280 (North)	Diff: 3.300	4.100	3.700	2.000	3.500	3.200	
				Exec: 9.050	8.950	8.200	8.650	8.850	8.800	
				ND: _____	_____	_____	_____	_____	_____	
				Final: 12.350	13.050	11.900	10.650	12.350	12.000	72.300
				Place: 20T	3*	9*	40	17	5	8
9	597	Zyler Powers	Paragon	Diff: 3.700	3.600	2.600	3.600	3.000	2.200	
				Exec: 9.250	8.700	8.600	9.000	9.000	9.000	
				ND: _____	_____	_____	_____	_____	_____	
				Final: 12.950	12.300	11.200	12.600	12.000	11.200	72.250
				Place: 3*	14*	29T	1	28T	12T	9
10	582	Brian Hosmer	MAG	Diff: 3.700	4.100	3.500	2.800	3.500	3.500	
				Exec: 7.200	8.450	8.600	8.950	9.200	8.650	
				ND: _____	_____	_____	_____	_____	_____	
				Final: 10.900	12.550	12.100	11.750	12.700	12.150	72.150
				Place: 47T	9T	6	11	7T	4	10

2014 Men's JO National Championships

Meet Results







May 7-11, 2014

Rank	Num	Name	Gym							AA
11T	594	Ahmir Postell	Excalibur	Diff: 3.800	3.300	2.700	3.000	3.200	2.100	
				Exec: 8.650	8.600	9.250	9.250	9.500	8.250	
				ND:						
				Final: 12.450	11.900	11.950	12.250	12.700	10.350	71.600
				Place: 17T	26T	8	5T	7T	37T	11T
11T	602	Davidson Oberste	Gym Force	Diff: 3.600	3.200	2.300	3.200	2.600	1.900	
				Exec: 8.650	9.200	8.750	9.300	9.900	9.000	
				ND:						
				Final: 12.250	12.400	11.050	12.500	12.500	10.900	71.600
				Place: 24T	11	39	2	10	24T	11T
13T	578	Tyler Selvaggi	BGGC	Diff: 3.300	3.900	2.400	2.800	3.300	2.200	
				Exec: 8.900	9.200	9.100	8.900	9.100	7.900	
				ND:						
				Final: 12.200	13.100	11.500	11.700	12.400	10.100	71.000
				Place: 27*	2	18T	12*	13T	40	13T
13T	607	Logan Myers	5280 (North)	Diff: 3.900	3.800	3.600	3.000	3.300	2.200	
				Exec: 8.700	8.150	8.800	8.650	9.000	8.200	
				ND:			-0.300			
				Final: 12.600	11.950	12.400	11.350	12.300	10.400	71.000
				Place: 11T	24T	4	24T	18T	35T	13T
15	592	Yan Inhaber-Courchesne	NEAG	Diff: 4.000	4.000	2.800	3.000	3.200	2.300	
				Exec: 8.650	8.200	9.050	8.800	8.250	8.500	
				ND:						
				Final: 12.650	12.200	11.850	11.800	11.450	10.800	70.750
				Place: 9T	17	11T	10	42T	27T	15
16T	590	Ty Wainwright	Premier West	Diff: 3.600	3.600	2.400	3.000	3.300	2.400	
				Exec: 8.950	8.700	9.000	7.450	9.300	8.900	
				ND:						
				Final: 12.550	12.300	11.400	10.450	12.600	11.300	70.600
				Place: 13*	14*	21T	45T	9	9T	16T
16T	587	Andrew Kasper	Premier West	Diff: 3.500	4.100	2.200	3.000	3.200	2.200	
				Exec: 8.950	8.950	8.550	7.500	9.650	8.800	
				ND:						
				Final: 12.450	13.050	10.750	10.500	12.850	11.000	70.600
				Place: 17T	3*	44	43T	5T	20	16T
18	571	Noah Newfeld	WOGA Plano	Diff: 3.600	4.200	3.100	3.000	3.100	2.200	
				Exec: 9.450	8.750	7.700	7.850	8.600	9.000	
				ND:						
				Final: 13.050	12.950	10.800	10.850	11.700	11.200	70.550
				Place: 2	5	43	36T	36T	12T	18
19	593	Jade Robinson	Eastern National	Diff: 3.600	3.900	3.100	2.800	3.100	2.200	
				Exec: 8.500	7.800	8.400	8.800	9.350	8.850	
				ND:			-0.100			
				Final: 12.100	11.700	11.500	11.500	12.450	11.050	70.300
				Place: 30T	31	18T	22T	11*	18T	19
20	565	Victor Schiller	VSSG	Diff: 3.700	3.700	3.500	2.800	3.600	2.500	
				Exec: 8.450	8.950	8.300	8.050	8.800	7.750	
				ND:						
				Final: 12.150	12.650	11.800	10.850	12.400	10.250	70.100
				Place: 29	8	13T	36T	13T	39	20

2014 Men's JO National Championships

Meet Results







May 7-11, 2014

Rank	Num	Name	Gym							AA
21	581	Jonathan McVeigh	International GA	Diff: 3.700	2.300	2.200	2.800	2.900	1.900	
				Exec: 9.200	9.100	9.100	8.550	9.400	8.900	
				ND: _____	_____	_____	_____	_____	_____	
				Final: 12.900	11.400	11.300	11.350	12.300	10.800	70.050
				Place: 5	37T	24*	24T	18T	27T	21
22	589	Jared McIntosh	Premier West	Diff: 3.700	3.400	2.200	2.800	3.000	2.400	
				Exec: 9.250	7.900	9.100	8.700	8.850	8.550	
				ND: _____	_____	_____	_____	_____	_____	
				Final: 12.950	11.300	11.300	11.500	11.850	10.950	69.850
				Place: 3*	39	24*	22T	32T	21*	22
23	585	Beau Herion	Premier	Diff: 3.500	3.500	3.600	3.000	3.300	3.400	
				Exec: 9.000	8.000	8.900	8.700	9.000	5.700	
				ND: _____	_____	_____	_____	_____	_____	
				Final: 12.500	11.500	12.500	11.700	12.300	9.100	69.600
				Place: 15T	36	2	12T	18T	45T	23
24	588	Tristan Cruz	Premier West	Diff: 3.300	3.600	2.300	2.800	2.700	2.200	
				Exec: 9.300	8.650	9.250	8.900	9.600	6.900	
				ND: _____	_____	_____	_____	_____	_____	
				Final: 12.600	12.250	11.550	11.700	12.300	9.100	69.500
				Place: 11T	16	16T	12*	18T	45T	24
25	599	Cannon Johnson	USGDC-1, Leonia	Diff: 3.700	3.800	3.300	2.800	3.300	3.200	
				Exec: 8.300	8.900	7.300	8.600	8.750	7.600	
				ND: _____	_____	_____	-0.100	_____	_____	
				Final: 12.000	12.700	10.600	11.300	12.050	10.800	69.450
				Place: 33T	7	45	27T	27	27T	25
26	583	Bob Zavon	Queen City	Diff: 3.400	3.400	2.500	2.800	3.400	2.200	
				Exec: 8.400	8.700	8.000	8.750	8.850	8.900	
				ND: _____	_____	_____	_____	_____	_____	
				Final: 11.800	12.100	10.500	11.550	12.250	11.100	69.300
				Place: 37*	20T	46	21	22T	15T	26
27	608	Colin Wingrove	All American MA	Diff: 3.500	3.400	3.700	3.000	3.100	2.600	
				Exec: 8.900	6.600	8.200	8.600	9.350	8.500	
				ND: _____	_____	_____	-0.300	_____	_____	
				Final: 12.400	10.000	11.900	11.300	12.450	11.100	69.150
				Place: 19	49	9*	27T	11*	15T	27
28	573	Ethan Silverman	MHG	Diff: 3.900	3.600	2.500	2.800	3.200	2.500	
				Exec: 8.600	8.050	8.650	8.800	9.050	7.450	
				ND: _____	_____	_____	_____	_____	_____	
				Final: 12.500	11.650	11.150	11.600	12.250	9.950	69.100
				Place: 15T	32	33T	19T	22T	41	28
29	601	Ethan Lee	GGA - Suwanee	Diff: 3.100	2.300	2.200	2.600	2.500	1.900	
				Exec: 9.250	8.900	9.000	8.650	9.350	9.150	
				ND: _____	_____	_____	_____	_____	_____	
				Final: 12.350	11.200	11.200	11.250	11.850	11.050	68.900
				Place: 20T	41T	29T	29	32T	18T	29
30	580	Dylan Drass	HVG	Diff: 3.600	4.400	2.600	3.000	3.300	2.500	
				Exec: 8.650	7.750	8.650	7.400	8.450	8.350	
				ND: _____	_____	_____	_____	_____	_____	
				Final: 12.250	12.150	11.250	10.400	11.750	10.850	68.650
				Place: 24T	18T	27T	47	35	26	30

2014 Men's JO National Championships

Meet Results







May 7-11, 2014

Rank	Num	Name	Gym							AA
31T	570	Michael Artlip	HGA	Diff: 3.400	2.800	2.300	2.000	3.600	2.200	
				Exec: 8.500	8.950	8.800	8.200	9.300	8.550	
				ND:						
				Final: 11.900	11.750	11.100	10.200	12.900	10.750	68.600
				Place: 35T	29T	35T	49	4	30T	31T
31T	603	David Soltani	High Point	Diff: 3.600	2.900	2.200	2.200	2.900	1.900	
				Exec: 9.100	8.950	8.950	8.800	8.300	8.800	
				ND:						
				Final: 12.700	11.850	11.150	11.000	11.200	10.700	68.600
				Place: 6T	28	33T	32T	46	32T	31T
31T	569	James Mancha	Champions	Diff: 3.400	3.700	2.600	2.800	2.900	2.200	
				Exec: 7.850	7.900	8.800	8.400	9.300	8.750	
				ND:						
				Final: 11.250	11.600	11.400	11.200	12.200	10.950	68.600
				Place: 43	33*	21T	30	24	21T	31T
34	610	Kaleb Osborne	Daggett's	Diff: 3.600	3.500	2.300	2.800	2.800	1.900	
				Exec: 8.700	8.500	9.000	8.550	9.200	7.700	
				ND:						
				Final: 12.300	12.000	11.300	11.350	12.000	9.600	68.550
				Place: 22T	23	24T	24T	28T	42T	34
35	563	Koby Yee	American	Diff: 3.300	3.500	2.500	2.800	3.000	2.400	
				Exec: 8.900	8.550	8.700	7.800	8.350	8.700	
				ND:						
				Final: 12.200	12.050	11.200	10.600	11.350	11.100	68.500
				Place: 27*	22	29T	41T	44	15T	35
36	600	Shion Aizawa	Elite Energy	Diff: 3.800	3.900	2.600	2.400	3.300	1.900	
				Exec: 7.850	8.000	8.250	8.750	8.650	8.850	
				ND:			-0.300			
				Final: 11.650	11.900	10.850	10.850	11.950	10.750	67.950
				Place: 39T	26T	42	36T	30	30T	36
37	577	Brandon Nyborg	Bartlett	Diff: 3.400	3.700	3.400	2.800	3.300	2.300	
				Exec: 8.400	8.050	7.700	7.800	8.600	8.600	
				ND:			-0.300			
				Final: 11.800	11.750	11.100	10.300	11.900	10.900	67.750
				Place: 37*	29T	35T	48	31	24T	37
38	579	Jake Ford	DeVeau's	Diff: 3.200	3.500	2.400	2.000	2.800	1.900	
				Exec: 7.700	8.650	9.400	8.900	8.800	8.450	
				ND:						
				Final: 10.900	12.150	11.800	10.900	11.600	10.350	67.700
				Place: 47T	18T	13T	34T	39T	37T	38
39	740	Noel Krzeminski	Olympia Hills	Diff: 3.500	2.900	2.400	2.800	3.000	2.400	
				Exec: 8.000	8.650	7.850	8.300	9.400	8.550	
				ND:			-0.100			
				Final: 11.500	11.550	10.250	11.000	12.400	10.950	67.650
				Place: 41	35	47	32T	13T	21*	39
40	575	Dylan West	SCAMPS	Diff: 3.400	3.200	3.000	2.000	3.200	2.200	
				Exec: 7.800	8.050	8.250	9.100	8.900	8.500	
				ND:						
				Final: 11.200	11.250	11.250	11.100	12.100	10.700	67.600
				Place: 44T	40	27T	31	25T	32T	40

2014 Men's JO National Championships

Meet Results

May 7-11, 2014

Rank	Num	Name	Gym							AA
41	604	Ethan Boder	Premier Athletics	Diff: 3.500	2.800	3.600	3.000	3.300	3.100	
				Exec: 7.100	8.400	7.500	8.700	8.300	8.200	
				ND:						
				Final: 10.600	11.200	11.100	11.700	11.600	11.300	67.500
				Place: 49	41T	35T	12T	39T	9T	41
42	586	Alexander Gaber	Premier	Diff: 3.200	3.500	2.700	2.800	3.500	3.300	
				Exec: 9.050	7.900	6.450	8.400	8.000	8.900	
				ND:			-0.300			
				Final: 12.250	11.400	9.150	10.900	11.500	12.200	67.400
				Place: 24T	37T	48	34T	41	2T	42
43	591	Brandon Lee	Granite NH	Diff: 3.100	4.100	2.600	2.800	3.300	2.300	
				Exec: 8.550	8.800	8.600	7.800	7.250	8.100	
				ND:						
				Final: 11.650	12.900	11.200	10.600	10.550	10.400	67.300
				Place: 39T	6	29T	41T	47	35T	43
44	609	Connor Cavanagh	Daggett's	Diff: 3.200	2.900	3.200	2.800	3.100	2.000	
				Exec: 8.200	8.300	8.500	9.050	9.000	6.350	
				ND: -0.300						
				Final: 11.100	11.200	11.700	11.850	12.100	8.350	66.300
				Place: 46	41T	15	8*	25T	47	44
45	574	Dane Cramer	Nebraska	Diff: 3.500	2.900	2.500	2.200	3.100	1.600	
				Exec: 7.900	7.950	8.900	8.300	8.150	8.900	
				ND:						
				Final: 11.400	10.850	11.400	10.500	11.250	10.500	65.900
				Place: 42	46	21T	43T	45	34	45
46	572	Ryan McMaster	Cahoys	Diff: 2.900	3.700	2.300	2.800	3.200	2.900	
				Exec: 8.300	7.900	8.650	7.750	8.450	6.400	
				ND:			-0.100			
				Final: 11.200	11.600	10.950	10.450	11.650	9.300	65.150
				Place: 44T	33*	41	45T	38	44	46
47	598	Paul Rudie	Rebounders	Diff: 3.300	3.300	2.400	2.800	2.900	2.000	
				Exec: 8.700	6.950	8.600	9.050	7.300	7.600	
				ND:						
				Final: 12.000	10.250	11.000	11.850	10.200	9.600	64.900
				Place: 33T	48	40	8*	48	42T	47
48	566	Evan Young	West Coast	Diff: 3.300	3.300	2.800	2.400	2.800	2.800	
				Exec: 8.800	7.850	8.300	8.350	8.650	4.750	
				ND:						
				Final: 12.100	11.150	11.100	10.750	11.450	7.550	64.100
				Place: 30T	44T	35T	39	42T	48	48
49	576	Michael Konle	Swiss Turners	Diff: 3.700	3.000	0.000	2.800	0.000	0.000	
				Exec: 8.200	7.750	0.000	8.900	0.000	0.000	
				ND:						
				Final: 11.900	10.750	0.000	11.700	0.000	0.000	34.350
				Place: 35T	47	49	12*	49	49	49