

2014 Men's JO National Championships

Meet Results







May 7-11, 2014

Page: 1
Printed: 5/9/2014 6:43:35 AM

Men / 10 / 18 yrs.

Session: 1S,2S

Judge's Signatures

Rank	Num	Name	Gym							AA
1	258	Piercen Davis	Desert Gymcats	Diff: 5.700	4.000	4.900	5.000	4.300	4.500	
				Exec: 8.400	7.750	9.200	9.250	8.850	8.600	
				ND: _____	_____	_____	_____	_____	_____	
				Final: 14.100	11.750	14.100	14.250	13.150	13.100	80.450
				Place: 1T	15	3	2	1	2T	1
2	261	Patrick Casey	MAC	Diff: 4.400	4.600	5.000	3.600	3.700	4.400	
				Exec: 8.850	8.500	8.950	9.100	8.900	8.000	
				ND: _____	_____	_____	_____	_____	_____	
				Final: 13.250	13.100	13.950	12.700	12.600	12.400	78.000
				Place: 9	3	4T	15	8T	6T	2
3	264	Ross Thompson	Emerald City	Diff: 4.900	3.800	4.500	4.700	4.200	4.200	
				Exec: 8.800	8.750	8.800	8.700	8.000	8.000	
				ND: _____	_____	_____	-0.100	_____	_____	
				Final: 13.700	12.550	13.300	13.300	12.200	12.200	77.250
				Place: 4	6T	11T	8T	15	8	3
4	281	Mark Treybal	GK	Diff: 4.900	4.600	5.300	4.300	4.000	4.800	
				Exec: 6.950	7.250	9.400	7.950	8.900	8.500	
				ND: _____	_____	_____	_____	_____	_____	
				Final: 11.850	11.850	14.700	12.250	12.900	13.300	76.850
				Place: 23	13	1	19	3T	1	4
5	259	Zachary Reiger	Gym World Central	Diff: 5.000	4.500	4.300	4.700	3.900	3.700	
				Exec: 8.400	8.050	9.150	9.350	8.200	7.700	
				ND: _____	_____	_____	-0.300	_____	_____	
				Final: 13.400	12.550	13.450	13.750	12.100	11.400	76.650
				Place: 7	6T	10	6	16T	14	5
6	279	Malik DePasquale	Flying High	Diff: 5.000	4.000	4.600	4.400	4.800	4.800	
				Exec: 7.600	7.800	8.200	9.400	7.700	8.300	
				ND: _____	_____	_____	_____	_____	_____	
				Final: 12.600	11.800	12.800	13.800	12.500	13.100	76.600
				Place: 16	14	13	5	11	2T	6
7	263	Joshua Smith	CG's	Diff: 5.900	4.400	5.100	6.200	4.700	4.000	
				Exec: 8.200	6.000	8.500	7.800	7.850	7.900	
				ND: _____	_____	_____	_____	_____	_____	
				Final: 14.100	10.400	13.600	14.000	12.550	11.900	76.550
				Place: 1T	22	8	3	10	9	7
8	270	Ryan Lemezis	Premier West	Diff: 4.100	4.500	5.500	3.600	3.800	3.400	
				Exec: 8.100	9.100	8.450	9.250	8.200	8.450	
				ND: _____	_____	_____	_____	_____	_____	
				Final: 12.200	13.600	13.950	12.850	12.000	11.850	76.450
				Place: 19	1	4T	13	18	10T	8
9	268	Anthony Mills	MAG	Diff: 5.200	4.300	4.900	5.800	4.600	3.500	
				Exec: 6.550	5.950	8.900	9.650	8.450	7.850	
				ND: 0.300	_____	_____	_____	_____	_____	
				Final: 12.050	10.250	13.800	15.450	13.050	11.350	75.950
				Place: 21	23	7	1	2	15	9
10	267	A. J. Sandberg	Swiss Turners	Diff: 4.900	4.200	4.200	3.800	4.400	2.300	
				Exec: 9.000	8.550	8.500	9.000	8.200	8.800	
				ND: _____	_____	_____	_____	_____	_____	
				Final: 13.900	12.750	12.700	12.800	12.600	11.100	75.850
				Place: 3	5	14	14	8T	18	10

2014 Men's JO National Championships

Meet Results







May 7-11, 2014

Page: 2

Printed: 5/9/2014 6:43:35 AM

Men / 10 / 18 yrs.

Session: 1S,2S

Rank	Num	Name	Gym							AA
11	282	Brandon Adams	Top Flight- R1	Diff: 5.400	4.400	5.000	4.700	4.700	4.100	
				Exec: 7.000	8.550	6.500	8.600	8.050	8.600	
				ND:						
				Final: 12.400	12.950	11.500	13.300	12.750	12.700	75.600
				Place: 18	4	22	8T	5	5	11
12	280	Joshua Dieker	Stick It	Diff: 5.300	4.600	5.400	4.700	4.100	4.000	
				Exec: 7.550	7.050	8.750	8.700	6.800	8.400	
				ND:			-0.100			
				Final: 12.850	11.650	14.150	13.300	10.900	12.400	75.250
				Place: 12T	16	2	8T	22	6T	12
13	262	Ryan Wilson	USGA	Diff: 5.400	4.400	5.400	3.800	3.700	3.100	
				Exec: 8.200	6.650	8.450	8.600	9.000	8.200	
				ND:						
				Final: 13.600	11.050	13.850	12.400	12.700	11.300	74.900
				Place: 5	19	6	16	6	16	13
14T	265	Jacob Jarrett	Gyms'port	Diff: 4.700	4.700	4.500	4.400	5.100	4.200	
				Exec: 8.300	7.550	8.000	9.200	7.000	6.550	
				ND:						
				Final: 13.000	12.250	12.500	13.600	12.100	10.750	74.200
				Place: 11	9	18	7	16T	21	14T
14T	273	Connor Lyons	NHA	Diff: 5.000	4.000	3.600	4.900	4.100	4.000	
				Exec: 7.950	8.150	8.000	8.300	7.300	9.000	
				ND:	-0.100					
				Final: 12.850	12.150	11.600	13.200	11.400	13.000	74.200
				Place: 12T	10	21	11	20	4	14T
16	275	Anthony Porche	Gymstrada	Diff: 5.100	4.600	4.500	3.600	4.300	2.700	
				Exec: 8.400	6.350	8.800	8.750	8.000	9.000	
				ND:						
				Final: 13.500	10.950	13.300	12.350	12.300	11.700	74.100
				Place: 6	20	11T	17	13T	12T	16
17	260	Robert Rutherford	MVYMCA	Diff: 5.100	4.400	4.800	3.900	4.500	4.000	
				Exec: 8.000	7.700	8.700	9.100	6.000	7.850	
				ND:						
				Final: 13.100	12.100	13.500	13.000	10.500	11.850	74.050
				Place: 10	11T	9	12	23T	10T	17
18	277	Alexander Bofill	Top Flight	Diff: 4.800	4.200	3.700	4.700	4.700	4.900	
				Exec: 6.700	8.300	8.850	9.200	8.200	5.950	
				ND:	-0.300					
				Final: 11.200	12.500	12.550	13.900	12.900	10.850	73.900
				Place: 24	8	17	4	3T	19T	18
19	272	Griffin Antle	Granite NH	Diff: 4.700	5.400	4.100	4.400	4.600	4.300	
				Exec: 7.800	7.750	8.500	7.800	6.600	7.400	
				ND:						
				Final: 12.500	13.150	12.600	12.200	11.200	11.700	73.350
				Place: 17	2	16	20	21	12T	19
20	271	Alexander Campagnone	Aim High-R1	Diff: 4.400	4.200	4.100	4.400	4.100	3.900	
				Exec: 8.950	7.400	7.700	7.550	8.250	7.300	
				ND:						
				Final: 13.350	11.600	11.800	11.950	12.350	11.200	72.250
				Place: 8	17	19	23	12	17	20

2014 Men's JO National Championships

Meet Results







May 7-11, 2014

Page: 3

Printed: 5/9/2014 6:43:35 AM

Men / 10 / 18 yrs.

Session: 1S,2S

Rank	Num	Name	Gym							AA
21	266	M. Cameron Callaway	United Elite	Diff: 4.300 Exec: 8.500 ND: _____ Final: 12.800 Place: 14	4.100 8.000 _____ 11T	3.900 8.750 _____ 15	3.600 8.550 _____ 21T	3.600 9.050 _____ 7	2.900 5.500 _____ 24	70.750 21
22	274	Sean Sylvain	Tri-Town CT	Diff: 4.300 Exec: 7.850 ND: _____ Final: 12.150 Place: 20	3.600 7.900 _____ 18	3.200 7.650 _____ 24	2.800 8.950 _____ 24	3.100 9.200 _____ 13T	2.500 7.700 _____ 23	68.750 22
23	269	Demond Mosley	Cyclone	Diff: 5.000 Exec: 6.900 ND: _____ Final: 11.900 Place: 22	3.800 6.750 _____ 21	4.300 7.400 _____ 20	3.200 8.950 _____ 21T	4.000 7.450 _____ 19	4.000 6.500 _____ 22	68.250 23
24	276	Matthew Ilgenfritz	Prestige	Diff: 4.400 Exec: 8.250 ND: _____ Final: 12.650 Place: 15	3.300 4.900 _____ 24	3.300 7.600 _____ 23	3.800 8.500 _____ 18	3.800 6.700 _____ 23T	2.800 8.050 _____ 19T	65.400 24