

2014 Men's JO National Championships

Meet Results

May 7-11, 2014







Page: 1

Printed: 5/8/2014 6:09 PM

Men / 10 / 16 yrs.

Session: 1J,2J

Judge's Signatures







Rank	Num	Name	Gym							AA
1	402	Matt Whitaker	North Valley	Diff: 4.900	4.900	4.400	4.400	5.000	4.800	
				Exec: 8.600	8.650	8.900	9.450	7.050	9.100	
				ND:						
				Final: 13.500	13.550	13.300	13.850	12.050	13.900	80.150
				Place: 19T	2	4	8	67T	3	1
2	467	Derek Gonzalez	Prestige Gymnastics	Diff: 4.900	5.500	4.600	4.800	4.700	4.500	
				Exec: 8.800	7.550	7.900	9.000	8.800	8.750	
				ND:			-0.100			
				Final: 13.700	13.050	12.500	13.700	13.500	13.250	79.700
				Place: 14	9	26T	12	11T	11	2
3	472	Isaac Xiong	5280 (North)	Diff: 5.300	5.000	4.500	4.800	4.900	4.500	
				Exec: 7.050	8.300	7.900	9.550	9.550	8.500	
				ND:			-0.300			
				Final: 12.350	13.300	12.400	14.050	14.450	13.000	79.550
				Place: 59T	6T	31T	2	1	15	3
4	478	Josiah Eng	Swiss Turners	Diff: 5.200	4.400	6.600	3.200	4.100	2.900	
				Exec: 9.200	7.400	8.950	9.150	9.350	8.700	
				ND:						
				Final: 14.400	11.800	15.550	12.350	13.450	11.600	79.150
				Place: 3	47T	1	54T	13T	54T	4
5	476	Ryan Girouard	Gym & More	Diff: 5.400	4.700	4.200	3.600	4.500	4.200	
				Exec: 8.950	7.900	8.250	9.200	9.300	8.850	
				ND:						
				Final: 14.350	12.600	12.450	12.800	13.800	13.050	79.050
				Place: 4	19T	29T	32*	6T	14	5
6	506	Jordyn Lopez	5280 (North)	Diff: 5.300	5.200	4.900	4.900	4.600	4.800	
				Exec: 8.300	7.250	7.550	9.100	8.650	8.400	
				ND:			-0.100			
				Final: 13.600	12.450	12.450	13.900	13.250	13.200	78.850
				Place: 15T	28*	29T	5T	23T	12	6
7	469	Matthew Wagner	TGR	Diff: 5.500	5.300	5.100	4.700	4.400	3.100	
				Exec: 9.250	8.100	7.600	8.800	9.000	7.700	
				ND:						
				Final: 14.750	13.400	12.700	13.500	13.400	10.800	78.550
				Place: 1	3	16T	15	15T	71	7
8	452	Nicholas Anselmo	Gymstrada	Diff: 5.100	4.000	4.800	4.700	4.300	3.100	
				Exec: 9.150	8.450	8.750	8.850	8.800	8.050	
				ND:						
				Final: 14.250	12.450	13.550	13.550	13.100	11.150	78.050
				Place: 7	28T	2T	13*	29T	66T	8
9	440	Blake Martin	International GA	Diff: 5.300	4.400	4.500	4.700	4.900	4.800	
				Exec: 7.800	8.600	7.400	9.500	8.200	8.100	
				ND:			-0.300			
				Final: 13.100	13.000	11.900	13.900	13.100	12.900	77.900
				Place: 33T	10	44	5T	29T	17T	9
10	457	Christopher Sands	Prestige	Diff: 5.300	4.400	5.200	4.700	4.500	4.600	
				Exec: 8.150	7.600	7.900	9.200	8.150	7.950	
				ND:						
				Final: 13.450	12.000	13.100	13.900	12.650	12.550	77.650
				Place: 22*	43	6T	5T	52	28T	10

2014 Men's JO National Championships

Meet Results

May 7-11, 2014

Page: 2
 Printed: 5/8/2014 6:09 PM
 Men / 10 / 16 yrs.
 Session: 1J,2J







Rank	Num	Name	Gym							AA
11	420	Randy Scharnhorst	Emerald City	Diff: 4.900	3.900	3.900	4.900	4.300	4.700	
				Exec: 8.600	7.700	7.600	9.050	9.100	8.900	
				ND: _____	_____	_____	_____	_____	_____	
				Final: 13.500	11.600	11.500	13.950	13.400	13.600	77.550
				Place: 19T	55T	55T	4	15T	5	11
12	436	Michael Harris	Swiss Turners	Diff: 5.200	4.500	4.200	4.700	4.700	5.200	
				Exec: 7.350	7.150	8.050	8.650	9.100	8.800	
				ND: _____	_____	_____	-0.100	_____	_____	
				Final: 12.550	11.650	12.250	13.250	13.800	14.000	77.500
				Place: 48T	52T	36	18*	6T	2	12
13	419	Elijah Lemmons	Cypress	Diff: 5.000	4.200	4.400	4.700	4.000	4.900	
				Exec: 7.500	8.400	7.200	9.100	9.250	8.600	
				ND: _____	_____	_____	_____	_____	_____	
				Final: 12.500	12.600	11.600	13.800	13.250	13.500	77.250
				Place: 51*	19*	50T	9*	23T	7	13
14	450	Jake Brodarzon	Eastern National	Diff: 5.800	4.600	5.700	4.900	4.800	4.800	
				Exec: 8.500	6.850	6.300	9.200	8.500	7.100	
				ND: _____	_____	_____	_____	_____	_____	
				Final: 14.300	11.450	12.000	14.100	13.300	11.900	77.050
				Place: 5T	60	41T	1	19T	48	14
15	444	Mitchell Fornek	Premier West	Diff: 4.900	4.200	4.000	4.400	4.300	4.100	
				Exec: 9.150	8.350	7.350	8.650	9.050	8.350	
				ND: _____	_____	_____	_____	_____	_____	
				Final: 14.050	12.550	11.350	13.050	13.350	12.450	76.800
				Place: 9	23T	61T	25T	18	32T	15
16	434	Lukas Teixeira	Salto	Diff: 4.900	4.700	4.700	5.200	4.100	4.900	
				Exec: 6.500	7.950	7.950	8.400	8.500	9.200	
				ND: _____	_____	_____	-0.300	_____	_____	
				Final: 11.400	12.650	12.650	13.300	12.600	14.100	76.700
				Place: 74	16T	19	17	53T	1	16
17	399	Caleb Rodriguez	Gym World Central	Diff: 5.300	4.500	4.600	3.600	4.700	4.300	
				Exec: 9.000	6.700	8.150	8.950	8.600	8.150	
				ND: _____	_____	_____	-0.100	_____	_____	
				Final: 14.300	11.200	12.750	12.450	13.300	12.450	76.450
				Place: 5T	63T	13T	50T	19T	32*	17
18T	466	Andrew Carter	North Florida - OP	Diff: 5.300	3.500	4.900	4.900	4.400	4.500	
				Exec: 8.150	7.850	7.900	9.100	8.300	7.500	
				ND: _____	_____	_____	_____	_____	_____	
				Final: 13.450	11.350	12.800	14.000	12.700	12.000	76.300
				Place: 22*	61	12	3	49T	46	18T
18T	400	Brett Miller	Gym World Central	Diff: 5.000	4.300	3.900	4.400	4.800	4.000	
				Exec: 7.800	8.100	8.800	8.850	9.000	7.450	
				ND: _____	_____	_____	-0.100	_____	_____	
				Final: 12.800	12.400	12.700	13.150	13.800	11.450	76.300
				Place: 40T	32	16T	23T	6T	57T	18T
18T	417	Jacob Stanley	Alamo	Diff: 4.400	4.400	5.000	3.600	4.500	4.800	
				Exec: 8.400	7.900	7.750	8.950	8.100	8.500	
				ND: _____	_____	_____	_____	_____	_____	
				Final: 12.800	12.300	12.750	12.550	12.600	13.300	76.300
				Place: 40T	33T	13T	47T	53T	9T	18T

2014 Men's JO National Championships

Meet Results

May 7-11, 2014

Page: 3
 Printed: 5/8/2014 6:09 PM
 Men / 10 / 16 yrs.
 Session: 1J,2J







Rank	Num	Name	Gym							AA
21T	423	Jaylan Harris	HGA	Diff: 5.000	4.100	4.800	4.700	4.300	4.100	
				Exec: 8.000	6.500	8.250	8.850	8.450	9.050	
				ND:						
				Final: 13.000	10.600	13.050	13.550	12.750	13.150	76.100
				Place: 36T	71	8	13*	47*	13	21T
21T	451	Uche Eke	Fairland	Diff: 4.400	4.700	4.200	5.000	4.200	4.600	
				Exec: 9.000	8.050	7.400	7.650	8.850	8.350	
				ND:			-0.300			
				Final: 13.400	12.750	11.600	12.350	13.050	12.950	76.100
				Place: 24	13	50T	54T	33T	16	21T
23	405	Haden McCarey	USA Flairs	Diff: 4.700	4.900	6.100	4.700	4.100	4.000	
				Exec: 8.500	7.000	6.500	8.450	8.400	8.650	
				ND:						
				Final: 13.200	11.900	12.600	13.150	12.500	12.650	76.000
				Place: 28T	46	20T	23T	58T	24T	23
24	448	Christian Correale	ASAP	Diff: 4.800	3.900	4.500	3.600	4.200	3.600	
				Exec: 8.950	8.150	8.050	9.200	8.800	8.150	
				ND:						
				Final: 13.750	12.050	12.550	12.800	13.000	11.750	75.900
				Place: 12*	42	24T	32T	36T	53	24
25	449	Jake Hollingsworth	Columbia	Diff: 5.000	4.700	4.300	3.600	4.200	4.500	
				Exec: 8.200	7.750	7.500	8.750	9.300	8.050	
				ND:						
				Final: 13.200	12.450	11.800	12.350	13.500	12.550	75.850
				Place: 28T	28T	46T	54T	11T	28T	25
26	406	Jeremiah McReynolds	Victory	Diff: 4.700	4.100	4.900	3.600	4.200	4.400	
				Exec: 8.600	8.600	7.400	8.100	8.950	8.250	
				ND:						
				Final: 13.300	12.700	12.300	11.700	13.150	12.650	75.800
				Place: 25	14T	33T	73	27T	24T	26
27	454	Matt Bunke	KMC	Diff: 4.300	4.500	4.600	3.600	4.200	4.200	
				Exec: 7.650	8.800	8.000	8.450	9.000	8.500	
				ND:			-0.100			
				Final: 11.950	13.300	12.600	11.950	13.200	12.700	75.700
				Place: 68	6T	20T	68	26	23	27
28	479	Preston Krah	A.S.G.	Diff: 4.100	4.200	3.500	3.200	4.500	3.900	
				Exec: 9.450	8.750	7.500	9.050	9.100	8.400	
				ND:						
				Final: 13.550	12.950	11.000	12.250	13.600	12.300	75.650
				Place: 18	11	68T	62T	10	38	28
29T	445	Zachary Carlson	Premier West	Diff: 4.400	3.800	4.800	4.000	4.900	4.300	
				Exec: 8.750	7.250	7.300	8.900	9.250	7.900	
				ND:						
				Final: 13.150	11.050	12.100	12.900	14.150	12.200	75.550
				Place: 31T	66	39T	27T	2	41T	29T
29T	439	Justin Hopgood	Gym World	Diff: 4.900	4.300	4.800	4.700	4.200	4.600	
				Exec: 7.500	7.250	7.950	8.650	8.500	8.300	
				ND:			-0.100			
				Final: 12.400	11.550	12.750	13.250	12.700	12.900	75.550
				Place: 56T	58	13T	18*	49T	17T	29T

2014 Men's JO National Championships

Meet Results

May 7-11, 2014







Page: 4
 Printed: 5/8/2014 6:09 PM
 Men / 10 / 16 yrs.
 Session: 1J,2J

Rank	Num	Name	Gym							AA
31	459	Jack Hasenkopf	A.S.G.	Diff: 4.800	4.800	5.000	3.800	4.700	2.500	
				Exec: 7.700	7.750	8.550	9.200	9.200	7.600	
				ND: _____	_____	_____	-0.100	_____	_____	
				Final: 12.500	12.550	13.550	12.900	13.900	10.100	75.500
				Place: 51T	23T	2T	27T	5	74	31
32	432	Matthew Stahl	MN Valley	Diff: 4.500	3.600	4.100	3.800	4.000	4.100	
				Exec: 8.750	8.650	8.400	8.950	8.500	8.400	
				ND: _____	_____	_____	-0.300	_____	_____	
				Final: 13.250	12.250	12.500	12.450	12.500	12.500	75.450
				Place: 26T	39T	26T	50T	58*	30T	32
33	441	Justin Murphy	MEGA	Diff: 4.700	4.700	4.900	4.400	4.000	4.300	
				Exec: 7.600	7.600	7.600	8.450	8.950	8.150	
				ND: _____	_____	_____	_____	_____	_____	
				Final: 12.300	12.300	12.500	12.850	12.950	12.450	75.350
				Place: 62T	33T	26T	30T	38*	32*	33
34	460	Steen Haugsted	G&J Speedway	Diff: 4.800	3.700	4.300	3.600	4.800	4.300	
				Exec: 7.950	6.050	8.850	9.150	9.200	8.600	
				ND: _____	_____	_____	_____	_____	_____	
				Final: 12.750	9.750	13.150	12.750	14.000	12.900	75.300
				Place: 42T	79	5	35	3*	17T	34
35	464	Mitchell Gornto	High Point	Diff: 4.300	3.700	4.200	4.200	4.200	3.800	
				Exec: 8.600	8.600	8.350	8.650	9.500	7.250	
				ND: _____	_____	_____	-0.300	_____	_____	
				Final: 12.900	12.300	12.550	12.550	13.700	11.050	75.050
				Place: 39	33T	24T	47T	9	68	35
36	398	Jannik Haas	Cal Sports	Diff: 4.800	3.700	3.200	4.400	4.600	4.500	
				Exec: 8.800	7.450	8.750	8.950	8.250	7.600	
				ND: _____	_____	_____	_____	_____	_____	
				Final: 13.600	11.150	11.950	13.350	12.850	12.100	75.000
				Place: 15T	65	43	16	43T	45	36
37	475	Patrick Howard	Daggett's	Diff: 4.600	4.600	4.800	3.800	3.800	4.300	
				Exec: 7.050	8.100	8.300	8.400	9.150	8.350	
				ND: _____	_____	_____	-0.300	_____	_____	
				Final: 11.650	12.700	13.100	11.900	12.950	12.650	74.950
				Place: 70	14T	6T	69T	38T	24T	37
38	401	Casey Branin	New Hope	Diff: 5.100	4.900	4.600	4.700	5.100	4.800	
				Exec: 7.400	7.650	7.600	7.900	8.150	7.550	
				ND: -0.300	_____	_____	-0.300	_____	_____	
				Final: 12.200	12.550	12.200	12.300	13.250	12.350	74.850
				Place: 65	23T	37T	59T	23T	37	38
39T	407	Vadim Ivanov	VSSG	Diff: 4.400	4.800	4.500	3.800	5.100	4.800	
				Exec: 6.800	6.800	8.200	9.150	7.400	8.950	
				ND: _____	_____	_____	-0.100	_____	_____	
				Final: 11.200	11.600	12.700	12.850	12.500	13.750	74.600
				Place: 76	55T	16T	30T	58T	4	39T
39T	422	Christopher Meierarend	GAGE	Diff: 4.600	5.000	4.600	3.600	4.000	3.700	
				Exec: 8.150	8.300	7.000	8.700	8.400	8.550	
				ND: _____	_____	_____	_____	_____	_____	
				Final: 12.750	13.300	11.600	12.300	12.400	12.250	74.600
				Place: 42T	6T	50T	59T	63	39T	39T

2014 Men's JO National Championships

Meet Results

May 7-11, 2014







Rank	Num	Name	Gym							AA
41	446	William Longwe	Somersault MA	Diff: 4.700	3.800	4.500	3.800	4.800	4.800	
				Exec: 6.900	6.600	7.700	8.800	9.200	8.750	
				ND: _____	_____	_____	_____	_____	_____	
				Final: 11.600	10.400	12.200	12.600	14.000	13.550	74.350
				Place: 71	74T	37T	43*	3*	6	41
42	447	Elijah-Ty Phelps	Apollo	Diff: 4.900	4.600	4.400	4.400	4.000	4.500	
				Exec: 7.100	7.700	7.450	8.850	8.350	7.950	
				ND: _____	_____	_____	_____	_____	_____	
				Final: 12.000	12.300	11.850	13.250	12.350	12.450	74.200
				Place: 67	33T	45	18T	64T	32T	42
43	413	Benjamin Fisher	OGA	Diff: 4.400	4.200	3.600	3.600	4.200	3.300	
				Exec: 8.850	8.050	7.350	8.800	9.250	8.550	
				ND: _____	_____	_____	_____	_____	_____	
				Final: 13.250	12.250	10.950	12.400	13.450	11.850	74.150
				Place: 26T	39T	70	53	13T	49T	43
44T	428	David Watkins	St. Louis Gymn	Diff: 4.800	4.300	4.700	3.600	3.800	2.700	
				Exec: 8.950	6.200	7.900	9.200	9.300	8.650	
				ND: _____	_____	_____	_____	_____	_____	
				Final: 13.750	10.500	12.600	12.800	13.100	11.350	74.100
				Place: 12*	73	20T	32*	29T	61T	44T
44T	408	Wesley Estrada	West Coast	Diff: 5.000	4.700	3.800	4.400	4.000	4.100	
				Exec: 7.500	7.800	7.550	8.600	8.050	8.700	
				ND: _____	_____	_____	-0.100	_____	_____	
				Final: 12.500	12.500	11.350	12.900	12.050	12.800	74.100
				Place: 51*	26T	61T	27T	67T	20T	44T
44T	404	Michael La Rochelle	Unaffiliated	Diff: 4.400	4.300	4.400	3.600	3.700	3.400	
				Exec: 7.950	7.950	8.000	8.750	9.600	8.050	
				ND: _____	_____	_____	_____	_____	_____	
				Final: 12.350	12.250	12.400	12.350	13.300	11.450	74.100
				Place: 59T	39T	31T	54*	19T	57T	44T
47	396	Roshan Toopal	Aspire	Diff: 4.300	4.300	4.500	4.400	4.200	4.900	
				Exec: 8.250	8.350	7.050	7.800	8.600	7.350	
				ND: _____	_____	_____	_____	_____	_____	
				Final: 12.550	12.650	11.550	12.200	12.800	12.250	74.000
				Place: 48T	16T	53T	65T	46	39T	47
48	437	Nicholas Busalacchi	Swiss Turners	Diff: 4.900	3.800	3.400	4.700	4.100	2.900	
				Exec: 7.600	6.750	8.900	9.100	8.950	8.700	
				ND: _____	_____	_____	_____	_____	_____	
				Final: 12.500	10.550	12.300	13.800	13.050	11.600	73.800
				Place: 51T	72	33T	9*	33T	54T	48
49	424	Conner French	Mercury	Diff: 4.300	3.900	4.600	3.600	4.000	3.900	
				Exec: 7.400	7.850	7.500	8.850	8.900	8.850	
				ND: _____	_____	_____	_____	_____	_____	
				Final: 11.700	11.750	12.100	12.450	12.900	12.750	73.650
				Place: 69	50T	39T	50T	42	22	49
50	426	Colin Skinner	North Shore	Diff: 4.400	4.500	4.300	3.200	4.800	3.800	
				Exec: 8.600	7.250	7.100	8.750	8.500	8.400	
				ND: _____	_____	_____	-0.100	_____	_____	
				Final: 13.000	11.750	11.400	11.850	13.300	12.200	73.500
				Place: 36T	50T	60	71T	19T	41T	50

2014 Men's JO National Championships

Meet Results

May 7-11, 2014

Page: 6
 Printed: 5/8/2014 6:09 PM
 Men / 10 / 16 yrs.
 Session: 1J,2J







Rank	Num	Name	Gym							AA
51	442	Mack Nahtygal	Olympia Gym	Diff: 4.000	3.800	3.000	3.000	4.300	2.800	
				Exec: 9.150	8.500	8.650	9.200	8.450	8.550	
				ND:						
				Final: 13.150	12.300	11.650	12.200	12.750	11.350	73.400
				Place: 31T	33T	49	65T	47*	61T	51
52T	461	Thomas Brooks	Gym Force	Diff: 4.100	3.700	3.100	3.600	3.900	3.800	
				Exec: 8.550	8.600	8.650	8.650	9.050	7.650	
				ND:						
				Final: 12.650	12.300	11.750	12.250	12.950	11.450	73.350
				Place: 45T	33T	48	62T	38T	57T	52T
52T	465	Brandon Shively	LaFleur's Tampa	Diff: 4.400	5.300	4.300	3.600	4.000	2.800	
				Exec: 7.100	8.050	7.500	9.100	8.500	8.700	
				ND:						
				Final: 11.500	13.350	11.800	12.700	12.500	11.500	73.350
				Place: 73	4T	46T	36*	58*	56	52T
54T	462	David Allen	Harpeth	Diff: 5.000	4.200	4.300	3.800	4.000	5.200	
				Exec: 8.800	6.200	8.300	8.800	6.550	8.100	
				ND:						
				Final: 13.800	10.400	12.600	12.600	10.550	13.300	73.250
				Place: 11	74T	20T	43T	79	9T	54T
54T	443	Laith Yousif	Prairie	Diff: 4.200	4.200	3.900	2.800	3.800	3.900	
				Exec: 8.450	7.450	9.000	8.800	8.450	8.300	
				ND:						
				Final: 12.650	11.650	12.900	11.600	12.250	12.200	73.250
				Place: 45T	52T	9	74	66	41T	54T
56	470	Samuel Su	Trousdell	Diff: 4.000	3.900	4.500	3.600	3.600	3.500	
				Exec: 9.100	6.150	7.800	8.250	9.250	9.300	
				ND:						
				Final: 13.100	10.050	12.300	11.850	12.850	12.800	72.950
				Place: 33T	78	33T	71T	43T	20T	56
57	421	Spencer Meierarend	GAGE	Diff: 4.500	4.900	3.600	3.600	4.000	4.000	
				Exec: 7.800	8.000	7.900	7.400	8.950	8.200	
				ND:						
				Final: 12.300	12.900	11.500	11.000	12.950	12.200	72.850
				Place: 62T	12	55T	79	38*	41T	57
58	403	Tyler Gerads	North Valley	Diff: 4.000	4.500	3.000	2.800	3.900	4.400	
				Exec: 8.400	8.850	8.000	8.600	8.150	8.100	
				ND:						
				Final: 12.400	13.350	11.000	11.400	12.050	12.500	72.700
				Place: 56T	4T	68T	76	67T	30T	58
59	411	Trey Davis	Mt. Baker	Diff: 4.300	4.200	3.600	3.000	4.100	3.300	
				Exec: 8.800	8.400	7.850	9.100	7.450	8.500	
				ND:						
				Final: 13.100	12.600	11.450	12.100	11.550	11.800	72.600
				Place: 33T	19T	58T	67	74	51T	59
60	431	Peter Makey	MHG	Diff: 4.700	4.200	4.900	3.800	4.000	4.000	
				Exec: 7.700	8.400	7.100	7.450	9.000	7.300	
				ND:						
				Final: 12.400	12.600	12.000	11.250	13.000	11.300	72.550
				Place: 56T	19*	41T	78	36T	63	60

2014 Men's JO National Championships

Meet Results

May 7-11, 2014

Page: 7
 Printed: 5/8/2014 6:09 PM
 Men / 10 / 16 yrs.
 Session: 1J,2J







Rank	Num	Name	Gym							AA
61	508	Ryan Dunning	Eagle Ridge	Diff: 4.700	4.600	4.000	4.400	4.700	4.100	
				Exec: 7.650	7.200	6.300	8.800	8.150	7.850	
				ND:						
				Final: 12.350	11.800	10.300	13.200	12.850	11.950	72.450
				Place: 59T	47T	74	22	43T	47	61
62	455	David Rosenberg	Parkettes	Diff: 3.500	4.000	5.000	3.600	3.900	2.300	
				Exec: 7.500	7.950	7.850	9.200	8.700	8.900	
				ND:			-0.100			
				Final: 11.000	11.950	12.850	12.700	12.600	11.200	72.300
				Place: 77T	44T	10T	36T	53T	65	62
63	418	Connor Gibson	Bart Conner	Diff: 4.800	3.600	3.100	3.600	4.000	3.200	
				Exec: 9.150	8.200	8.100	9.100	7.250	7.800	
				ND:						
				Final: 13.950	11.800	11.200	12.700	11.250	11.000	71.900
				Place: 10	47T	66T	36*	76	69T	63
64	415	Trace Jacquot	VEGA	Diff: 4.900	3.500	2.900	3.600	4.100	3.500	
				Exec: 8.700	7.500	8.600	9.100	7.700	7.750	
				ND:						
				Final: 13.600	11.000	11.500	12.700	11.800	11.250	71.850
				Place: 15T	67	55T	36*	71T	64	64
65	468	Cory Anderson	Tataru's	Diff: 5.500	3.000	4.600	4.700	4.400	4.500	
				Exec: 9.000	8.600	4.700	8.450	7.650	6.500	
				ND:			-0.100			
				Final: 14.500	11.600	9.300	13.050	12.050	11.000	71.500
				Place: 2	55T	77	25T	67T	69T	65
66T	412	Josh Havelind	OGA	Diff: 3.900	4.000	3.600	3.000	4.100	2.200	
				Exec: 9.050	8.650	7.200	8.600	9.050	8.200	
				ND:			-0.300			
				Final: 12.950	12.650	10.800	11.300	13.150	10.400	71.250
				Place: 38	16T	71	77	27T	73	66T
66T	463	Luke Cooper	Harpeth	Diff: 4.800	3.800	4.500	3.800	4.700	4.000	
				Exec: 6.750	8.700	5.950	8.800	8.000	7.450	
				ND:						
				Final: 11.550	12.500	10.450	12.600	12.700	11.450	71.250
				Place: 72	26T	73	43*	49T	57T	66T
68	429	Joseph Rankin	Texas Champion	Diff: 4.500	3.800	3.800	3.800	4.600	4.200	
				Exec: 8.150	7.000	7.400	8.450	7.100	8.400	
				ND: -0.100						
				Final: 12.550	10.800	11.200	12.250	11.700	12.600	71.100
				Place: 48T	69	66T	62T	73	27	68
69	435	Jared Lorbach	SCAMPS	Diff: 4.500	5.200	4.800	3.600	4.400	4.000	
				Exec: 6.500	6.450	6.650	8.900	8.050	7.800	
				ND:						
				Final: 11.000	11.650	11.450	12.500	12.450	11.800	70.850
				Place: 77T	52T	58T	49	62	51T	69
70	397	Jake Eisenman	Azarian	Diff: 5.200	4.200	5.000	4.700	4.800	4.100	
				Exec: 7.100	7.000	7.850	9.100	6.700	5.000	
				ND:						
				Final: 12.300	11.200	12.850	13.800	11.500	9.100	70.750
				Place: 62T	63T	10T	9T	75	75	70

2014 Men's JO National Championships

Meet Results

May 7-11, 2014

Page: 8
 Printed: 5/8/2014 6:09 PM
 Men / 10 / 16 yrs.
 Session: 1J,2J







Rank	Num	Name	Gym							AA
71	456	Ryan Hornung	PGH North	Diff: 4.300	3.600	3.300	3.600	3.900	4.000	
				Exec: 8.200	7.250	8.000	9.100	8.650	6.750	
				ND:						
				Final: 12.500	10.850	11.300	12.700	12.550	10.750	70.650
				Place: 51T	68	63T	36*	56T	72	71
72	438	Ethan Meister	Aerial	Diff: 4.600	4.500	4.300	3.000	4.400	4.900	
				Exec: 8.600	7.000	5.900	7.550	7.400	8.550	
				ND:			-0.300			
				Final: 13.200	11.500	10.200	10.250	11.800	13.450	70.400
				Place: 28T	59	75	80	71T	8	72
73	410	Brennan Hopkins	GFGA	Diff: 3.800	2.900	3.700	3.800	4.200	4.100	
				Exec: 7.450	7.450	5.300	8.800	8.900	8.300	
				ND:						
				Final: 11.250	10.350	9.000	12.600	13.100	12.400	68.700
				Place: 75	76	78	43*	29T	36	73
74	453	Matt Moscato	Hanover	Diff: 3.500	4.300	3.000	3.600	4.100	3.200	
				Exec: 8.600	5.800	7.750	9.050	6.550	8.650	
				ND:						
				Final: 12.100	10.100	10.750	12.650	10.650	11.850	68.100
				Place: 66	77	72	41*	78	49T	74
75	458	Stephen Frost	Stumpf's	Diff: 0.500	0.000	4.000	3.600	4.000	3.100	
				Exec: 7.000	0.000	7.300	8.800	6.950	8.050	
				ND:			-0.100			
				Final: 7.500	0.000	11.300	12.300	10.950	11.150	53.200
				Place: 79	80*	63T	59T	77	66T	75
76	471	Tucker Haas	Zenith	Diff: 5.400	4.100	4.600	2.000	0.000	0.000	
				Exec: 8.700	7.850	6.950	9.450	0.000	0.000	
				ND:						
				Final: 14.100	11.950	11.550	11.450	0.000	0.000	49.050
				Place: 8	44T	53T	75	80*	76*	76
77	430	Adam Scow	MHG	Diff: 4.700	5.200	4.000	3.600	0.000	0.000	
				Exec: 8.050	7.250	7.250	8.750	0.000	0.000	
				ND:						
				Final: 12.750	12.450	11.250	12.350	0.000	0.000	48.800
				Place: 42T	28*	65	54*	80*	76*	77
78	425	Alex Banning	Mercury	Diff: 4.300	4.100	0.000	3.600	4.400	0.000	
				Exec: 8.350	7.200	0.000	8.600	7.950	0.000	
				ND:			-0.300			
				Final: 12.650	11.300	0.000	11.900	12.350	0.000	48.200
				Place: 45T	62	79*	69T	64T	76*	78
79	416	Ryan24 Dietzman	VEGA	Diff: 0.000	3.700	0.000	3.800	0.000	0.000	
				Exec: 0.000	7.050	0.000	9.450	0.000	0.000	
				ND:						
				Final: 0.000	10.750	0.000	13.250	0.000	0.000	24.000
				Place: 80*	70	79*	18T	80*	76*	79
80	414	Robert34 Scofield	Salem	Diff: 0.000	0.000	4.100	3.600	0.000	0.000	
				Exec: 0.000	0.000	5.300	9.050	0.000	0.000	
				ND:						
				Final: 0.000	0.000	9.400	12.650	0.000	0.000	22.050
				Place: 80*	80*	76	41*	80*	76*	80

2014 Men's JO National Championships

Meet Results

May 7-11, 2014

Page: 9
 Printed: 5/8/2014 6:09 PM
 Men / 10 / 16 yrs.
 Session: 1J,2J

Rank	Num	Name	Gym							AA
81	517	Christopher2	Tricard Tri-Town CT	Diff: 0.000 Exec: 0.000 ND: _____ Final: 0.000 Place: 80*	5.400 8.350 _____	0.000 0.000 _____	0.000 0.000 _____	0.000 0.000 _____	0.000 0.000 _____	13.750 81
82	433	Levi1	Gustafson NSGA	Diff: 4.600 Exec: 8.900 ND: _____ Final: 13.500 Place: 19T	0.000 0.000 _____	0.000 0.000 _____	0.000 0.000 _____	0.000 0.000 _____	0.000 0.000 _____	13.500 82
83	518	Nathan5	Graham Eagle Ridge	Diff: 0.000 Exec: 0.000 ND: _____ Final: 0.000 Place: 80*	0.000 0.000 _____	0.000 0.000 _____	0.000 0.000 _____	4.200 9.200 _____	0.000 0.000 _____	13.400 83
84	427	Tom5	Laakman Ridgewood	Diff: 0.000 Exec: 0.000 ND: _____ Final: 0.000 Place: 80*	0.000 0.000 _____	0.000 0.000 _____	0.000 0.000 _____	4.500 8.550 _____	0.000 0.000 _____	13.050 84
85	409	Conner5	Petellin Avant Coeur	Diff: 0.000 Exec: 0.000 ND: _____ Final: 0.000 Place: 80*	0.000 0.000 _____	0.000 0.000 _____	0.000 0.000 _____	3.500 9.050 _____	0.000 0.000 _____	12.550 85