







# 2017 Men's Region 1 Championships

## Team Results

Men / 71 / 12 yrs.,13 yrs.,14-18 yrs.  
Session: 04

Apr 6-9, 2017

| Rank     | Gym            | Team                     | Score          |  |  |  |  |  |  |
|----------|----------------|--------------------------|----------------|---|--|---|---|---|---|
| <b>1</b> | <b>Team AZ</b> | <b>AZ</b>                | <b>182.300</b> | <b>30.900</b>   | <b>31.550</b>  | <b>32.250</b>   | <b>26.550</b>   | <b>30.900</b>   | <b>30.150</b>   |
|          |                |                          |                | <b>1</b>  | <b>1</b>   | <b>1</b>  | <b>1</b>  | <b>1</b>  | <b>2</b>  |
|          | 468            | Adriel* Parales-Valencia |                | 10.900  |  | 11.500  | 8.750   | 10.450  | 10.950  |
|          | 61             | Joseph* Valenzuela       |                | 10.350  | 10.350   |   | 8.700   | 10.450  | 9.850   |
|          | 651            | Orlando* Baez            |                | 9.650   | 10.800   | 10.050  |   |   | 9.350   |
|          | 653            | Nicholas* Lester         |                |   | 10.400   | 10.700  | 9.100   | 10.000  |   |
| <b>2</b> | <b>Team NV</b> | <b>NV</b>                | <b>176.000</b> | <b>29.600</b>   | <b>31.100</b>  | <b>29.700</b>   | <b>25.950</b>   | <b>30.300</b>   | <b>29.350</b>   |
|          |                |                          |                | <b>3</b>  | <b>2</b>   | <b>2</b>  | <b>3</b>  | <b>2</b>  | <b>3</b>  |
|          | 970            | Elijah* Ariss            |                | 11.700  | 11.000   | 10.500  | 8.700   | 11.300  | 11.050  |
|          | 971            | Max* Corey               |                | 9.350   | 11.300   | 9.750   | 8.900   | 9.700   | 9.500   |
|          | 555            | Gavin* Murrell           |                | 8.550   |  | 9.450   | 8.350   |   |   |
|          | 496            | Porter* Hansen           |                |   | 8.800  |   |   | 9.300   | 8.800   |
| <b>3</b> | <b>Team SC</b> | <b>SC</b>                | <b>172.750</b> | <b>30.350</b>   | <b>28.950</b>  | <b>28.150</b>   | <b>25.300</b>   | <b>28.500</b>   | <b>31.500</b>   |
|          |                |                          |                | <b>2</b>  | <b>3</b>   | <b>3</b>  | <b>4</b>  | <b>4</b>  | <b>1</b>  |
|          | 760            | Jack* Critz              |                | 10.400  |  | 9.250   | 8.550   |   | 11.250  |
|          | 757            | Anthony* Bosalet         |                | 10.000  | 9.550  | 9.300   | 8.150   | 9.000   | 10.500  |
|          | 377            | Daniel* Cho              |                | 9.950   | 10.000   | 9.600   | 8.600   | 10.000  | 9.750   |
|          | 833            | Jackson* Nguyen          |                |   | 9.400  |   |   | 9.500   |   |
| <b>4</b> | <b>Team NC</b> | <b>NC</b>                | <b>167.250</b> | <b>29.550</b>   | <b>26.200</b>  | <b>27.750</b>   | <b>26.200</b>   | <b>29.250</b>   | <b>28.300</b>   |
|          |                |                          |                | <b>4</b>  | <b>4</b>   | <b>4</b>  | <b>2</b>  | <b>3</b>  | <b>4</b>  |
|          | 616            | Jonathan* Moore          |                | 10.200  | 9.150  | 9.250   | 8.700   | 9.250   |   |
|          | 271            | Tyler* Green             |                | 10.150  | 8.550  | 9.600   | 8.850   |   | 9.950   |
|          | 619            | Miles* Walker            |                | 9.200   |  | 8.900   |   | 9.900   | 9.100   |
|          | 742            | Bryce* Cannon            |                |   | 8.500  |   | 8.650   | 10.100  | 9.250   |