

2019 Region 1 Championship

Meet Results







Men / 10 / 17 yrs., 18-19 yrs.

Apr 4-7, 2019

JO National Qualifiers

Session: 03

Judge's Signatures

Rank	Num	Name	Gym							AA
1	409	Jeremy Bischoff*	GymJam	Diff: 4.700	4.100	4.300	5.000	4.600	4.300	
				Exec: 9.050	8.800	9.200	9.300	9.100	9.250	
				ND: ---	---	---	---	---	---	
				Final: 13.750	12.900	13.500	14.300	13.700	13.550	81.700
				Place: 1	1*	4*	3	2	1	1
2	13	Kyle Shuttle*	Accel	Diff: 4.700	3.500	4.700	6.000	4.100	3.500	
				Exec: 8.650	8.500	8.800	9.600	9.100	8.650	
				ND: ---	---	---	---	---	---	
				Final: 13.350	12.000	13.500	15.600	13.200	12.150	79.800
				Place: 3T	9*	4T	1	5	7T	2
3	725	Hunter Brunett*	Platinum	Diff: 4.400	3.000	3.800	4.000	3.700	3.800	
				Exec: 8.950	9.000	9.450	9.400	9.550	8.700	
				ND: ---	---	---	---	---	---	
				Final: 13.350	12.000	13.250	13.400	13.250	12.500	77.750
				Place: 3T	9T	11	11	4	3	3
4	285	Zachary Martin*	Elevate	Diff: 4.600	4.400	4.600	5.800	3.600	3.800	
				Exec: 7.850	7.400	8.850	8.750	9.200	8.850	
				ND: ---	---	---	-0.100	---	---	
				Final: 12.450	11.800	13.450	14.450	12.800	12.650	77.600
				Place: 20	14	8	2	11	2	4
5	12	David Rauchwerger*	Accel	Diff: 4.600	3.500	4.000	5.000	3.400	3.600	
				Exec: 8.750	8.500	9.350	9.200	8.800	8.050	
				ND: ---	---	---	---	---	---	
				Final: 13.350	12.000	13.350	14.200	12.200	11.650	76.750
				Place: 3T	9*	9T	5	28T	27*	5
6	792	Matthew Geuy	SCEGA	Diff: 4.200	4.200	4.200	5.200	4.000	3.700	
				Exec: 8.800	8.500	8.850	8.400	8.750	7.400	
				ND: ---	---	---	---	---	---	
				Final: 13.000	12.700	13.050	13.600	12.750	11.100	76.200
				Place: 8	4	14	9	12T	44	6
7	7	Brandon Garcia*	Accel	Diff: 4.300	4.100	3.500	5.000	3.600	3.200	
				Exec: 8.750	7.100	8.700	9.250	8.850	8.700	
				ND: ---	---	---	---	---	---	
				Final: 13.050	11.200	12.200	14.250	12.450	11.900	75.050
				Place: 7	25T	35	4	19*	16T	7
8T	14	Spencer Wong	Accel	Diff: 3.900	3.300	3.400	4.800	3.400	3.100	
				Exec: 8.800	7.900	8.600	9.200	9.500	8.900	
				ND: ---	---	---	---	---	---	
				Final: 12.700	11.200	12.000	14.000	12.900	12.000	74.800
				Place: 13	25T	39T	6	9T	11T	8T
8T	822	Matthew Chertkow	Seawind	Diff: 3.800	3.800	3.700	4.100	3.800	3.600	
				Exec: 8.800	9.100	8.750	9.150	8.250	7.950	
				ND: ---	---	---	---	---	---	
				Final: 12.600	12.900	12.450	13.250	12.050	11.550	74.800
				Place: 15*	1T	26*	14T	31	32T	8T
10T	288	Eric Shebert*	Elevate	Diff: 4.200	3.100	4.700	5.000	4.100	3.600	
				Exec: 7.900	7.500	8.400	8.900	8.400	8.800	
				ND: ---	---	---	-0.100	---	---	
				Final: 12.100	10.600	13.100	13.800	12.500	12.400	74.500
				Place: 31T	43T	13	8	16T	4	10T







2019 Region 1 Championship

Meet Results

Men / 10 / 17 yrs., 18-19 yrs.

Session: 03

Apr 4-7, 2019

Rank	Num	Name	Gym							AA
10T	451	Hayden Goldstein	Gymnastics Olympica	Diff: 3.700	3.600	3.700	4.000	3.700	3.400	
				Exec: 8.650	8.600	8.750	9.200	9.000	8.200	
				ND: ---	---	---	---	---	---	
				Final: 12.350	12.200	12.450	13.200	12.700	11.600	74.500
				Place: 24T	7T	26*	18	14T	30*	10T
12	1020	Will Lavanakul*	WCOGA	Diff: 3.800	5.000	4.100	4.000	3.900	3.400	
				Exec: 8.250	6.650	8.450	9.150	9.250	8.400	
				ND: ---	---	---	---	---	---	
				Final: 12.050	11.650	12.550	13.150	13.150	11.800	74.350
				Place: 33*	18	20T	19	6T	21	12
13	766	Joshua Lin	SCATS	Diff: 4.500	3.300	4.300	4.000	3.600	3.600	
				Exec: 8.150	6.900	9.200	9.250	8.850	8.400	
				ND: ---	---	---	---	---	---	
				Final: 12.650	10.200	13.500	13.250	12.450	12.000	74.050
				Place: 14	49T	4*	14*	19*	11T	13
14	993	Maxim Ryzhuk*	VSSG	Diff: 4.400	2.800	4.600	4.800	4.300	3.900	
				Exec: 8.550	6.000	8.600	8.600	9.200	8.350	
				ND: ---	---	---	-0.100	---	---	
				Final: 12.950	8.800	13.200	13.300	13.500	12.250	74.000
				Place: 9	64	12	13	3	5T	14
15	413	Troy Lipis*	GymJam	Diff: 4.100	3.700	4.600	4.000	3.700	3.300	
				Exec: 8.750	6.600	9.250	8.600	8.750	8.700	
				ND: ---	---	---	-0.100	---	---	
				Final: 12.850	10.300	13.850	12.500	12.450	12.000	73.950
				Place: 10T	47	1	31T	19T	11T	15
16	397	Judah Sung*	Gym World Central	Diff: 4.200	3.400	3.700	3.200	3.700	3.600	
				Exec: 9.200	8.450	8.300	9.500	8.550	8.100	
				ND: ---	---	---	---	---	---	
				Final: 13.400	11.850	12.000	12.700	12.250	11.700	73.900
				Place: 2	12T	39T	25*	27	23T	16
17	761	Evan Bock	SCATS	Diff: 4.500	3.800	4.000	4.000	3.800	3.500	
				Exec: 8.300	7.400	8.850	8.900	8.550	8.050	
				ND: ---	---	---	---	---	---	
				Final: 12.800	11.200	12.850	12.900	12.350	11.550	73.650
				Place: 12	25T	16T	21	22	32T	17
18	108	Dylan Hauptmeier	Azarian	Diff: 3.800	4.300	3.700	4.000	3.300	3.700	
				Exec: 8.150	7.900	8.850	8.600	8.900	8.250	
				ND: -0.100	---	---	---	---	---	
				Final: 11.850	12.200	12.550	12.600	12.200	11.950	73.350
				Place: 45	7T	20T	29	28T	14T	18
19	726	Troy Mendelson*	Platinum	Diff: 3.900	3.100	4.200	4.300	3.600	3.800	
				Exec: 8.650	7.250	9.300	9.550	8.050	7.600	
				ND: ---	---	---	---	---	---	
				Final: 12.550	10.350	13.500	13.850	11.650	11.400	73.300
				Place: 18	46	4T	7	38T	38T	19
20	455	Blake Tingzon	Gymnastics Olympica	Diff: 3.800	3.400	3.700	4.000	3.800	3.600	
				Exec: 7.700	7.900	8.550	9.000	9.350	8.450	
				ND: ---	---	---	---	---	---	
				Final: 11.500	11.300	12.250	13.000	13.150	12.050	73.250
				Place: 52	22T	32T	20	6T	10	20







2019 Region 1 Championship

Meet Results

Men / 10 / 17 yrs., 18-19 yrs.

Session: 03

Apr 4-7, 2019

Rank	Num	Name	Gym							AA
21	454	Kai Takahashi	Gymnastics Olympica	Diff: 3.500	4.100	3.400	3.200	3.600	3.600	
				Exec: 9.000	8.200	8.400	9.100	8.900	8.050	
				ND: ---	---	---	---	---	---	
				Final: 12.500	12.300	11.800	12.300	12.500	11.650	73.050
				Place: 19	6	44T	39*	16T	27*	21
22	133	Jonas Bar-on	Broadway	Diff: 4.400	3.300	3.700	4.000	3.300	3.600	
				Exec: 8.200	7.950	8.000	9.450	9.000	7.700	
				ND: ---	---	---	-0.100	---	---	
				Final: 12.600	11.250	11.700	13.350	12.300	11.300	72.500
				Place: 15T	24	49	12	23*	40	22
23	394	Jeffery Ladd*	Gym World Central	Diff: 3.900	3.000	4.300	3.200	3.000	3.200	
				Exec: 7.700	8.200	8.650	9.550	9.200	8.350	
				ND: ---	---	---	---	---	---	
				Final: 11.600	11.200	12.950	12.750	12.200	11.550	72.250
				Place: 47T	25T	15	24	28T	32T	23
24T	933	Jason Duckering	Top Flight	Diff: 4.100	3.500	4.100	4.800	3.600	3.700	
				Exec: 7.950	7.200	9.250	8.050	7.300	8.200	
				ND: ---	---	---	---	---	---	
				Final: 12.050	10.700	13.350	12.850	10.900	11.900	71.750
				Place: 33T	38*	9T	22T	59T	16T	24T
24T	345	Tyler Brennan*	Go For It USA	Diff: 4.000	3.600	3.700	3.200	3.700	2.700	
				Exec: 8.850	8.100	8.350	9.500	7.600	8.450	
				ND: ---	---	---	---	---	---	
				Final: 12.850	11.700	12.050	12.700	11.300	11.150	71.750
				Place: 10T	16T	37T	25*	51T	41T	24T
26T	637	Jackson Pophal*	North Valley	Diff: 3.200	3.500	3.800	4.100	3.700	3.500	
				Exec: 8.700	5.650	8.800	9.350	8.800	8.400	
				ND: ---	---	---	---	---	---	
				Final: 11.900	9.150	12.600	13.450	12.500	11.900	71.500
				Place: 42T	61T	18T	10	16T	16T	26T
26T	396	Brandon Rhode*	Gym World Central	Diff: 4.100	3.300	3.400	3.200	3.300	3.400	
				Exec: 9.050	7.300	8.550	9.050	8.400	8.450	
				ND: ---	---	---	---	---	---	
				Final: 13.150	10.600	11.950	12.250	11.700	11.850	71.500
				Place: 6	43T	41	44*	37	19*	26T
28	612	Eli Littman	New Hope	Diff: 3.900	2.900	3.900	3.200	3.500	2.400	
				Exec: 8.450	8.650	8.650	9.000	8.050	8.750	
				ND: ---	---	---	---	---	---	
				Final: 12.350	11.550	12.550	12.200	11.550	11.150	71.350
				Place: 24T	19	20T	47*	42T	41T	28
29	9	Jonas Ilao	Accel	Diff: 4.100	3.000	3.300	3.200	3.700	3.600	
				Exec: 8.150	6.900	8.450	9.150	9.300	8.150	
				ND: ---	---	---	---	---	---	
				Final: 12.250	9.900	11.750	12.350	13.000	11.750	71.000
				Place: 27T	56T	48	36*	8	22	29
30	554	Savion Perea	IGC	Diff: 3.800	3.700	4.400	3.600	3.500	3.400	
				Exec: 7.250	7.450	8.200	8.500	8.450	8.700	
				ND: ---	---	---	---	---	---	
				Final: 11.050	11.150	12.600	12.100	11.950	12.100	70.950
				Place: 57T	29T	18T	50T	33	9	30







2019 Region 1 Championship

Meet Results

Men / 10 / 17 yrs., 18-19 yrs.

Session: 03

Apr 4-7, 2019

Rank	Num	Name	Gym							AA
31	865	Edward Yao	South Coast	Diff: 4.000	2.100	4.800	4.000	4.700	3.500	
				Exec: 7.250	7.900	7.700	9.250	9.200	8.450	
				ND: ---	-2.000	---	---	---	---	
				Final: 11.250	8.000	12.500	13.250	13.900	11.950	70.850
				Place: 55	69	24T	14*	1	14T	31
32T	135	Justin Delgado	Broadway	Diff: 4.000	3.000	3.400	4.400	3.400	3.000	
				Exec: 8.400	7.200	8.850	8.400	9.300	7.700	
				ND: ---	---	---	-0.300	---	---	
				Final: 12.400	10.200	12.250	12.500	12.700	10.700	70.750
				Place: 21*	49*	32T	31T	14T	54	32T
32T	6	Ezekiel Eason	Accel	Diff: 3.600	3.500	3.400	3.200	3.000	2.900	
				Exec: 8.200	7.500	9.100	9.100	8.450	8.800	
				ND: ---	---	---	---	---	---	
				Final: 11.800	11.000	12.500	12.300	11.450	11.700	70.750
				Place: 46	35	24T	39*	46T	23*	32T
34	11	Nicky Lauber	Accel	Diff: 3.600	3.400	3.100	3.200	3.000	2.600	
				Exec: 8.650	7.750	9.000	9.300	8.850	8.550	
				ND: ---	---	-0.300	---	---	---	
				Final: 12.250	11.150	11.800	12.500	11.850	11.150	70.700
				Place: 27T	29T	44T	31T	34T	41T	34
35	767	Joshua Montes	SCATS	Diff: 3.700	3.200	4.000	4.000	3.500	2.800	
				Exec: 7.400	8.150	8.350	8.800	7.950	8.600	
				ND: ---	---	---	-0.100	---	---	
				Final: 11.100	11.350	12.350	12.700	11.450	11.400	70.350
				Place: 56	21	29T	25T	46T	38T	35
36	817	Neal Mora Ramirez	San Mateo	Diff: 3.900	3.800	3.400	4.000	3.500	3.600	
				Exec: 6.900	8.700	7.100	9.250	7.800	8.650	
				ND: -0.300	---	---	---	---	---	
				Final: 10.500	12.500	10.500	13.250	11.300	12.250	70.300
				Place: 64	5	66T	14*	51T	5T	36
37	814	Hrant Gasparyan	San Mateo	Diff: 3.500	3.000	4.000	3.200	3.300	3.600	
				Exec: 8.600	6.450	8.400	9.000	9.000	8.050	
				ND: ---	---	---	---	---	---	
				Final: 12.100	9.450	12.400	12.200	12.300	11.650	70.100
				Place: 31T	59T	28	47*	23*	27*	37
38	947	Parker Calomiris	Top Squad	Diff: 3.900	3.100	3.800	4.000	3.800	2.900	
				Exec: 8.000	7.600	8.550	8.850	7.450	7.850	
				ND: ---	---	---	---	---	---	
				Final: 11.900	10.700	12.350	12.850	11.250	10.750	69.800
				Place: 42T	38T	29T	22T	54	53	38
39	864	Seth Ornelas	South Coast	Diff: 4.100	4.100	4.200	4.800	3.500	3.400	
				Exec: 8.100	7.400	7.850	7.650	6.400	8.200	
				ND: ---	---	---	---	---	---	
				Final: 12.200	11.500	12.050	12.450	9.900	11.600	69.700
				Place: 29T	20	37T	34	67	30*	39
40	886	Bartholomew Baker	Stanford	Diff: 3.700	3.000	3.900	3.200	2.600	2.600	
				Exec: 8.600	7.200	8.950	9.050	8.800	8.050	
				ND: ---	---	---	---	---	---	
				Final: 12.300	10.200	12.850	12.250	11.400	10.650	69.650
				Place: 26	49*	16T	44*	49T	55T	40







2019 Region 1 Championship

Meet Results

Men / 10 / 17 yrs., 18-19 yrs.

Session: 03

Apr 4-7, 2019

Rank	Num	Name	Gym							AA
41	34	Diego Lopez	American Kids	Diff: 3.600	3.500	2.900	3.200	3.600	2.900	
				Exec: 8.450	6.550	9.000	8.600	8.700	8.550	
				ND: ---	---	---	---	---	---	
				Final: 12.050	10.050	11.900	11.800	12.300	11.450	69.550
				Place: 33T	53	42	56	23T	37	41
42	33	Nick Garcia	American Kids	Diff: 3.800	3.100	3.000	3.200	2.800	2.800	
				Exec: 8.150	7.550	8.650	9.150	8.800	8.750	
				ND: ---	---	-0.300	---	---	---	
				Final: 11.950	10.650	11.350	12.350	11.600	11.550	69.450
				Place: 38T	41T	53T	36*	41	32T	42
43	929	Ryland Anderson	Top Flight	Diff: 3.600	2.600	3.700	3.200	3.400	3.300	
				Exec: 8.600	8.050	7.400	9.200	8.150	8.200	
				ND: ---	---	---	---	---	---	
				Final: 12.200	10.650	11.100	12.400	11.550	11.500	69.400
				Place: 29T	41T	57	35	42T	36	43
44	518	Noah Sullivan	Head Over Heels	Diff: 3.200	3.700	3.600	1.600	3.200	2.500	
				Exec: 8.100	8.150	9.000	9.450	8.250	8.500	
				ND: ---	---	-0.300	---	---	---	
				Final: 11.300	11.850	12.300	11.050	11.450	11.000	68.950
				Place: 53T	12T	31	63T	46T	46T	44
45	816	Kai Listgarten	San Mateo	Diff: 3.700	3.100	3.700	3.200	2.900	3.400	
				Exec: 7.050	7.650	8.400	9.100	8.050	8.450	
				ND: ---	---	---	---	---	---	
				Final: 10.750	10.750	12.100	12.300	10.950	11.850	68.700
				Place: 61T	37	36	39*	58	19*	45
46	415	William Radding	GymJam	Diff: 3.800	3.600	3.300	2.200	2.400	1.900	
				Exec: 8.800	7.500	7.900	9.250	9.100	9.000	
				ND: ---	---	---	-0.100	---	---	
				Final: 12.600	11.100	11.200	11.350	11.500	10.900	68.650
				Place: 15*	32T	56	59	44T	49	46
47	1	Tristan Warburton*	High Sierra	Diff: 3.400	3.500	2.600	3.200	3.500	3.300	
				Exec: 7.950	7.200	8.200	9.100	7.500	8.400	
				ND: -0.300	---	---	---	---	---	
				Final: 11.050	10.700	10.800	12.300	11.000	11.700	67.550
				Place: 57T	38*	61T	39*	56T	23T	47
48	280	Ryley Benavides	Elevate	Diff: 3.600	3.100	3.600	3.200	3.000	2.200	
				Exec: 8.300	8.200	7.200	9.100	8.050	8.100	
				ND: ---	---	-0.300	---	---	---	
				Final: 11.900	11.300	10.500	12.300	11.050	10.300	67.350
				Place: 42T	22T	66T	39*	55	62	48
49T	611	Ellis Galleher	New Hope	Diff: 3.800	2.200	3.000	3.200	3.000	2.100	
				Exec: 8.250	8.650	8.050	8.750	8.650	8.050	
				ND: ---	-0.300	-0.300	---	---	---	
				Final: 12.050	10.550	10.750	11.950	11.650	10.150	67.100
				Place: 33*	45	63T	52T	38T	63	49T
49T	310	Matthew Lim	Eric Will	Diff: 3.200	3.100	3.900	4.000	2.600	2.900	
				Exec: 7.000	8.050	7.900	8.100	8.200	8.150	
				ND: ---	---	---	---	---	---	
				Final: 10.200	11.150	11.800	12.100	10.800	11.050	67.100
				Place: 68	29T	44T	50T	61T	45	49T







2019 Region 1 Championship

Meet Results

Men / 10 / 17 yrs., 18-19 yrs.

Session: 03

Apr 4-7, 2019

Rank	Num	Name	Gym							AA
51	287	Christian Saldivar	Elevate	Diff: 3.700	2.900	4.300	4.000	2.900	1.700	
				Exec: 8.250	7.000	7.950	8.650	8.900	7.000	
				ND: ---	---	---	-0.300	---	---	
				Final: 11.950	9.900	12.250	12.350	11.800	8.700	66.950
				Place: 38T	56T	32T	36T	36	68	51
52T	572	Ian Joseph	Lee's United	Diff: 1.200	3.300	4.200	3.300	3.500	3.400	
				Exec: 8.550	8.450	8.350	9.400	8.800	6.400	
				ND: -2.000	---	---	---	---	---	
				Final: 7.750	11.750	12.550	12.700	12.300	9.800	66.850
				Place: 71	15	20T	25T	23T	64	52T
52T	502	Jayden Paulino	Hawaiian Twisters	Diff: 4.000	3.800	3.900	2.800	3.300	3.500	
				Exec: 8.400	6.000	6.800	9.150	7.700	7.500	
				ND: ---	---	---	---	---	---	
				Final: 12.400	9.800	10.700	11.950	11.000	11.000	66.850
				Place: 21*	58	65	52T	56T	46T	52T
54	253	Kalama Flagg*	Deltchev	Diff: 3.800	2.700	4.100	3.600	3.200	3.000	
				Exec: 8.450	5.350	7.750	8.950	7.250	7.450	
				ND: -0.300	---	---	---	---	---	
				Final: 11.950	8.050	11.850	12.550	10.450	10.450	65.300
				Place: 38T	68	43	30	64T	59	54
55	931	Sage Caddenhead	Top Flight	Diff: 3.300	3.300	2.600	3.200	3.200	2.800	
				Exec: 7.150	6.700	7.350	8.950	8.450	8.150	
				ND: ---	---	---	---	---	---	
				Final: 10.450	10.000	9.950	12.150	11.650	10.950	65.150
				Place: 65	54T	71	49	38T	48	55
56	879	Preston Fuller*	Southwest	Diff: 3.300	2.500	3.400	2.200	2.900	2.100	
				Exec: 8.000	5.700	8.700	9.100	8.600	8.300	
				ND: ---	---	-0.300	-0.100	---	---	
				Final: 11.300	8.200	11.800	11.200	11.500	10.400	64.400
				Place: 53T	67	44T	62	44T	60	56
57	880	Cameron Marsaglia	Southwest	Diff: 3.400	2.900	3.000	2.200	2.800	2.200	
				Exec: 8.550	6.550	8.000	8.200	8.100	8.300	
				ND: ---	---	---	---	---	---	
				Final: 11.950	9.450	11.000	10.400	10.900	10.500	64.200
				Place: 38T	59T	58T	67	59T	57T	57
58	958	Mark Self	USA Gym Flairs	Diff: 3.100	2.400	3.200	2.200	2.900	1.600	
				Exec: 8.450	5.200	7.850	9.050	8.950	8.750	
				ND: ---	---	-0.300	---	---	---	
				Final: 11.550	7.600	10.750	11.250	11.850	10.350	63.350
				Place: 50T	71	63T	61	34T	61	58
59	281	Jacob Ichimaru	Elevate	Diff: 3.100	2.800	3.300	2.800	3.300	2.800	
				Exec: 7.900	8.050	5.850	9.050	6.250	8.050	
				ND: ---	---	---	---	---	---	
				Final: 11.000	10.850	9.150	11.850	9.550	10.850	63.250
				Place: 59	36	72	55	69	50T	59
60	283	Andrew Kawamura	Elevate	Diff: 3.100	3.100	3.300	2.200	2.500	2.200	
				Exec: 8.500	8.000	7.050	8.800	8.050	6.400	
				ND: ---	---	---	-0.100	---	---	
				Final: 11.600	11.100	10.350	10.900	10.550	8.600	63.100
				Place: 47T	32T	69	65	63	69	60







2019 Region 1 Championship

Meet Results

Men / 10 / 17 yrs., 18-19 yrs.

Session: 03

Apr 4-7, 2019

Rank	Num	Name	Gym							AA
61T	758	Tyler Jones	Rising Star	Diff: 3.700	3.400	3.300	2.500	3.000	3.100	
				Exec: 6.850	3.700	7.700	9.450	8.400	7.700	
				ND: ---	---	---	---	---	---	
				Final: 10.550	7.100	11.000	11.950	11.400	10.800	62.800
				Place: 63	72	58T	52T	49T	52	61T
61T	930	Thomas Brown	Top Flight	Diff: 3.400	3.300	3.200	3.200	2.900	2.200	
				Exec: 7.350	5.850	7.350	8.800	7.400	8.450	
				ND: ---	---	-0.300	-0.300	---	---	
				Final: 10.750	9.150	10.250	11.700	10.300	10.650	62.800
				Place: 61T	61T	70	57	66	55T	61T
63	881	David Smith	Southwest	Diff: 3.300	3.100	2.900	2.400	3.200	1.700	
				Exec: 8.250	4.750	8.550	9.100	7.600	7.900	
				ND: ---	---	---	---	---	---	
				Final: 11.550	7.850	11.450	11.500	10.800	9.600	62.750
				Place: 50T	70	52	58	61T	65	63
64	956	Christian Gabbard*	USA Gym Flairs	Diff: 2.700	3.600	2.400	2.200	1.900	1.800	
				Exec: 7.450	5.000	9.250	8.650	8.550	8.700	
				ND: ---	---	-0.300	-0.100	---	---	
				Final: 10.150	8.600	11.350	10.750	10.450	10.500	61.800
				Place: 69	66	53T	66	64T	57T	64
65	913	Marcus Marquardt	Summit Gymnastics	Diff: 3.400	2.200	3.300	3.200	3.100	3.000	
				Exec: 6.850	5.750	8.350	7.850	8.900	6.200	
				ND: ---	-1.000	---	---	---	---	
				Final: 10.250	6.950	11.650	11.050	12.000	9.200	61.100
				Place: 67	73	50	63T	32	66	65
66	176	Mason Ordaz	Cal Sports - GO	Diff: 3.400	3.200	3.100	2.400	1.500	2.100	
				Exec: 5.950	7.050	8.050	9.000	6.900	7.000	
				ND: ---	---	-0.300	-0.100	-2.000	---	
				Final: 9.350	10.250	10.850	11.300	6.400	9.100	57.250
				Place: 70	48	60	60	70	67	66
67	590	Faress zwain	Mission Valley	Diff: 3.300	1.900	2.800	2.400	2.100	0.000	
				Exec: 8.300	8.100	9.050	7.950	9.200	0.000	
				ND: ---	---	-0.300	---	---	---	
				Final: 11.600	10.000	11.550	10.350	11.300	0.000	54.800
				Place: 47T	54T	51	68	51T	70*	67
68	764	Griffin Garcia	SCATS	Diff: 4.100	2.700	3.400	0.000	0.000	2.900	
				Exec: 6.700	6.050	7.400	0.000	0.000	8.800	
				ND: ---	---	---	---	---	---	
				Final: 10.800	8.750	10.800	0.000	0.000	11.700	42.050
				Place: 60	65	61T	69*	71*	23*	68
69	330	Zachary Garcia	GW	Diff: 0.000	3.200	3.400	0.000	3.000	3.100	
				Exec: 0.000	2.200	7.850	0.000	6.700	7.750	
				ND: ---	---	---	---	---	---	
				Final: 0.000	5.400	11.250	0.000	9.700	10.850	37.200
				Place: 72*	74	55	69*	68	50T	69
70	862	Casey Cummings	South Coast	Diff: 4.800	---	0.000	3.000	0.000	3.900	
				Exec: 7.550	---	0.000	9.250	0.000	8.250	
				ND: -0.300	---	---	---	---	---	
				Final: 12.050	---	0.000	12.250	0.000	12.150	36.450
				Place: 33T	75*	73*	44T	71*	7T	70







2019 Region 1 Championship

Meet Results

Men / 10 / 17 yrs., 18-19 yrs.

Session: 03

Apr 4-7, 2019

Rank	Num	Name	Gym							AA
71	137	Erik Lilligren	Broadway	Diff: 0.000	3.000	3.300	0.000	3.300	0.000	
				Exec: 0.000	7.150	7.200	0.000	9.450	0.000	
				ND: ---	---	---	---	---	---	
				Final: 0.000	10.150	10.500	0.000	12.750	0.000	33.400
				Place: 72*	52	66T	69*	12T	70*	71
72	48	Zachary Litwin	Arizona Olympian	Diff: 3.600	4.100	0.000	0.000	0.000	---	
				Exec: 8.800	8.800	0.000	0.000	0.000	---	
				ND: ---	---	---	---	---	---	
				Final: 12.400	12.900	0.000	0.000	0.000	---	25.300
				Place: 21T	1*	73*	69*	71*	70*	72
73	863	Tomohiro Kawada	South Coast	Diff: 0.000	4.000	5.000	0.000	0.000	0.000	
				Exec: 0.000	7.050	8.800	0.000	0.000	0.000	
				ND: ---	---	---	---	---	---	
				Final: 0.000	11.050	13.800	0.000	0.000	0.000	24.850
				Place: 72*	34	2*	69*	71*	70*	73
74	453	Noah Sano	Gymnastics Olympica	Diff: 0.000	4.800	0.000	0.000	4.100	---	
				Exec: 0.000	6.900	0.000	0.000	8.800	---	
				ND: ---	---	---	---	---	---	
				Final: 0.000	11.700	0.000	0.000	12.900	---	24.600
				Place: 72*	16T	73*	69*	9T	70*	74
75	861	Benjamin Ard	South Coast	Diff: 2.700	2.500	0.000	0.000	0.000	0.000	
				Exec: 7.650	6.400	0.000	0.000	0.000	0.000	
				ND: ---	---	---	---	---	---	
				Final: 10.350	8.900	0.000	0.000	0.000	0.000	19.250
				Place: 66	63	73*	69*	71*	70*	75
76	417	Reuven Roberson	GymJam	Diff: 0.000	---	5.000	0.000	0.000	0.000	
				Exec: 0.000	---	8.800	0.000	0.000	0.000	
				ND: ---	---	---	---	---	---	
				Final: 0.000	---	13.800	0.000	0.000	0.000	13.800
				Place: 72*	75*	2*	69*	71*	70*	76
77	452	Sam Phillips	Gymnastics Olympica	Diff: 0.000	---	0.000	0.000	0.000	---	
				Exec: 0.000	---	0.000	0.000	0.000	---	
				ND: ---	---	---	---	---	---	
				Final: 0.000	---	0.000	0.000	0.000	---	0.000
				Place: 72*	75*	73*	69*	71*	70*	77