







# 2019 Region 1 Championship

## Meet Results

Apr 4-7, 2019

# JO National Qualifiers

Page: 1  
 Printed: 4/4/2019 5:04:58 PM  
 Men / 10 / 15 yrs., 16 yrs.  
 Session: 02  
 Judge's Signatures







| Rank | Num  | Name                     | Gym                 |  |  |  |  |  |  | AA     |
|------|------|--------------------------|---------------------|---|---|---|---|---|---|--------|
| 1    | 286  | Brandon Nguyen*          | Elevate             | Diff: 5.000   | 4.100   | 4.600   | 5.200   | 4.200   | 4.300   |        |
|      |      |                          |                     | Exec: 9.250   | 7.650   | 9.050   | 8.450   | 8.600   | 8.900   |        |
|      |      |                          |                     | ND: ---   | ---   | ---   | -0.300  | ---   | ---   |        |
|      |      |                          |                     | Final: 14.250   | 11.750  | 13.650  | 13.350  | 12.800  | 13.200  | 79.000 |
|      |      |                          |                     | Place: 1  | 9T  | 1   | 8T  | 5T  | 1   | 1      |
| 2    | 634  | Raydel Gamboa*           | North Valley        | Diff: 4.500   | 4.000   | 4.300   | 5.000   | 4.400   | 4.400   |        |
|      |      |                          |                     | Exec: 7.800   | 7.800   | 8.900   | 9.450   | 7.650   | 8.000   |        |
|      |      |                          |                     | ND: -0.100  | ---   | ---   | ---   | ---   | ---   |        |
|      |      |                          |                     | Final: 12.200   | 11.800  | 13.200  | 14.450  | 12.050  | 12.400  | 76.100 |
|      |      |                          |                     | Place: 24T  | 8   | 4   | 1   | 28  | 3   | 2      |
| 3    | 763  | Jack Critz*              | SCATS               | Diff: 4.100   | 3.300   | 3.600   | 4.000   | 3.600   | 3.800   |        |
|      |      |                          |                     | Exec: 9.250   | 7.800   | 9.000   | 9.450   | 9.500   | 8.200   |        |
|      |      |                          |                     | ND: ---   | ---   | -0.300  | ---   | ---   | ---   |        |
|      |      |                          |                     | Final: 13.350   | 11.100  | 12.300  | 13.450  | 13.100  | 12.000  | 75.300 |
|      |      |                          |                     | Place: 2  | 26T   | 18T   | 5   | 1T  | 11T   | 3      |
| 4    | 1022 | TYLER Shimizu*           | WCOGA               | Diff: 4.500   | 4.500   | 3.800   | 4.000   | 4.200   | 3.500   |        |
|      |      |                          |                     | Exec: 8.450   | 6.500   | 8.650   | 9.250   | 8.750   | 8.800   |        |
|      |      |                          |                     | ND: ---   | ---   | ---   | ---   | ---   | ---   |        |
|      |      |                          |                     | Final: 12.950   | 11.000  | 12.450  | 13.250  | 12.950  | 12.300  | 74.900 |
|      |      |                          |                     | Place: 5  | 34T   | 13T   | 12  | 4   | 4   | 4      |
| 5    | 519  | Cailen Walker*           | Head Over Heels     | Diff: 3.800   | 4.200   | 3.800   | 5.000   | 4.300   | 3.900   |        |
|      |      |                          |                     | Exec: 8.800   | 7.650   | 8.350   | 8.650   | 8.250   | 8.100   |        |
|      |      |                          |                     | ND: ---   | ---   | ---   | ---   | ---   | ---   |        |
|      |      |                          |                     | Final: 12.600   | 11.850  | 12.150  | 13.650  | 12.550  | 12.000  | 74.800 |
|      |      |                          |                     | Place: 13   | 7   | 22  | 3   | 10T   | 11T   | 5      |
| 6    | 348  | Riley Rose*              | Go For It USA       | Diff: 4.100   | 3.500   | 3.700   | 4.100   | 3.600   | 3.600   |        |
|      |      |                          |                     | Exec: 8.550   | 8.150   | 9.050   | 9.200   | 8.600   | 8.600   |        |
|      |      |                          |                     | ND: ---   | ---   | ---   | ---   | ---   | ---   |        |
|      |      |                          |                     | Final: 12.650   | 11.650  | 12.750  | 13.300  | 12.200  | 12.200  | 74.750 |
|      |      |                          |                     | Place: 12   | 13T   | 8   | 11  | 22T   | 6T  | 6      |
| 7    | 449  | Levon Chalikyan          | Gymnastics Olympica | Diff: 3.900   | 2.900   | 4.000   | 4.000   | 3.700   | 3.600   |        |
|      |      |                          |                     | Exec: 8.900   | 8.300   | 8.550   | 9.400   | 9.400   | 7.800   |        |
|      |      |                          |                     | ND: ---   | ---   | ---   | ---   | ---   | ---   |        |
|      |      |                          |                     | Final: 12.800   | 11.200  | 12.550  | 13.400  | 13.100  | 11.400  | 74.450 |
|      |      |                          |                     | Place: 9  | 23  | 11  | 6*  | 1T  | 27*   | 7      |
| 8    | 765  | Grant Guerrero*          | SCATS               | Diff: 4.000   | 3.800   | 4.100   | 3.200   | 4.100   | 2.800   |        |
|      |      |                          |                     | Exec: 8.300   | 8.450   | 9.050   | 9.350   | 8.400   | 8.700   |        |
|      |      |                          |                     | ND: ---   | ---   | ---   | ---   | ---   | ---   |        |
|      |      |                          |                     | Final: 12.300   | 12.250  | 13.150  | 12.550  | 12.500  | 11.500  | 74.250 |
|      |      |                          |                     | Place: 19T  | 2*  | 5   | 30*   | 12T   | 21T   | 8      |
| 9    | 395  | Adriel Perales-Valencia* | Gym World Central   | Diff: 4.100   | 3.300   | 4.600   | 4.000   | 3.900   | 3.600   |        |
|      |      |                          |                     | Exec: 8.800   | 7.300   | 8.300   | 8.950   | 8.650   | 8.450   |        |
|      |      |                          |                     | ND: ---   | ---   | ---   | ---   | ---   | ---   |        |
|      |      |                          |                     | Final: 12.900   | 10.600  | 12.900  | 12.950  | 12.550  | 12.050  | 73.950 |
|      |      |                          |                     | Place: 6  | 45T   | 7   | 19*   | 10T   | 10  | 9      |
| 10   | 1048 | JoJo Buselmeier*         | Xtreme Gymnastics   | Diff: 4.200   | 3.200   | 4.300   | 4.000   | 4.100   | 3.700   |        |
|      |      |                          |                     | Exec: 8.300   | 7.900   | 9.100   | 8.950   | 8.350   | 7.800   |        |
|      |      |                          |                     | ND: ---   | ---   | ---   | ---   | ---   | ---   |        |
|      |      |                          |                     | Final: 12.500   | 11.100  | 13.400  | 12.950  | 12.450  | 11.500  | 73.900 |
|      |      |                          |                     | Place: 14T  | 26*   | 3   | 19*   | 14*   | 21T   | 10     |

# 2019 Region 1 Championship

## Meet Results

Apr 4-7, 2019







Men / 10 / 15 yrs., 16 yrs.  
Session: 02

| Rank | Num  | Name               | Gym                  |  |  |  |  |  |  | AA     |
|------|------|--------------------|----------------------|---|---|---|---|---|---|--------|
| 11   | 311  | Oliver Sons*       | Eric Will            | Diff: 4.300   | 3.200   | 4.200   | 4.400   | 3.600   | 3.600   |        |
|      |      |                    |                      | Exec: 8.200   | 7.700   | 8.800   | 9.150   | 8.850   | 7.800   |        |
|      |      |                    |                      | ND: ---   | ---   | ---   | ---   | ---   | ---   |        |
|      |      |                    |                      | Final: 12.500   | 10.900  | 13.000  | 13.550  | 12.450  | 11.400  | 73.800 |
|      |      |                    |                      | Place: 14T  | 37T   | 6   | 4   | 14T   | 27*   | 11     |
| 12   | 1021 | Sean Shimizu*      | WCOGA                | Diff: 4.100   | 3.500   | 3.800   | 4.000   | 4.000   | 3.500   |        |
|      |      |                    |                      | Exec: 8.750   | 7.050   | 8.150   | 8.950   | 9.000   | 8.600   |        |
|      |      |                    |                      | ND: ---   | ---   | ---   | ---   | ---   | ---   |        |
|      |      |                    |                      | Final: 12.850   | 10.550  | 11.950  | 12.950  | 13.000  | 12.100  | 73.400 |
|      |      |                    |                      | Place: 7T   | 47  | 26T   | 19*   | 3   | 8*  | 12     |
| 13   | 635  | Eric Hoe*          | North Valley         | Diff: 3.200   | 3.600   | 3.600   | 3.300   | 3.500   | 3.700   |        |
|      |      |                    |                      | Exec: 8.850   | 8.350   | 9.150   | 8.750   | 9.150   | 8.500   |        |
|      |      |                    |                      | ND: ---   | ---   | -0.300  | ---   | ---   | ---   |        |
|      |      |                    |                      | Final: 12.050   | 11.950  | 12.450  | 12.050  | 12.650  | 12.200  | 73.350 |
|      |      |                    |                      | Place: 35T  | 5T  | 13T   | 56T   | 7T  | 6T  | 13     |
| 14   | 636  | Joseph Pepe*       | North Valley         | Diff: 4.100   | 3.500   | 4.000   | 4.800   | 4.000   | 4.300   |        |
|      |      |                    |                      | Exec: 7.400   | 7.850   | 8.350   | 9.550   | 6.500   | 8.750   |        |
|      |      |                    |                      | ND: ---   | ---   | ---   | ---   | ---   | ---   |        |
|      |      |                    |                      | Final: 11.500   | 11.350  | 12.350  | 14.350  | 10.500  | 13.050  | 73.100 |
|      |      |                    |                      | Place: 58   | 21  | 17  | 2   | 80  | 2   | 14     |
| 15   | 815  | Marcus Kushner     | San Mateo            | Diff: 3.600   | 3.400   | 3.500   | 4.000   | 3.300   | 3.500   |        |
|      |      |                    |                      | Exec: 8.150   | 8.550   | 8.750   | 8.850   | 8.650   | 8.600   |        |
|      |      |                    |                      | ND: ---   | ---   | ---   | ---   | ---   | ---   |        |
|      |      |                    |                      | Final: 11.750   | 11.950  | 12.250  | 12.850  | 11.950  | 12.100  | 72.850 |
|      |      |                    |                      | Place: 48T  | 5T  | 21  | 24*   | 30T   | 8*  | 15     |
| 16   | 517  | Jaden Laubstein    | Head Over Heels      | Diff: 3.900   | 3.800   | 3.500   | 4.000   | 3.900   | 3.600   |        |
|      |      |                    |                      | Exec: 7.850   | 8.200   | 8.900   | 9.050   | 8.500   | 7.600   |        |
|      |      |                    |                      | ND: ---   | ---   | ---   | ---   | ---   | ---   |        |
|      |      |                    |                      | Final: 11.750   | 12.000  | 12.400  | 13.050  | 12.400  | 11.200  | 72.800 |
|      |      |                    |                      | Place: 48T  | 4   | 16  | 17  | 19T   | 36T   | 16     |
| 17   | 411  | Brandan Gladkoff   | GymJam               | Diff: 4.000   | 3.100   | 3.200   | 4.000   | 3.600   | 3.200   |        |
|      |      |                    |                      | Exec: 8.400   | 8.200   | 9.100   | 9.150   | 8.400   | 8.700   |        |
|      |      |                    |                      | ND: ---   | -0.300  | ---   | ---   | ---   | ---   |        |
|      |      |                    |                      | Final: 12.400   | 11.000  | 12.300  | 13.150  | 12.000  | 11.900  | 72.750 |
|      |      |                    |                      | Place: 17   | 34T   | 18T   | 14  | 29  | 14  | 17     |
| 18   | 887  | Mark Berlaga*      | Stanford             | Diff: 3.900   | 4.200   | 4.800   | 4.000   | 3.900   | 3.600   |        |
|      |      |                    |                      | Exec: 8.950   | 6.850   | 8.800   | 9.350   | 7.350   | 7.000   |        |
|      |      |                    |                      | ND: ---   | ---   | ---   | ---   | ---   | ---   |        |
|      |      |                    |                      | Final: 12.850   | 11.050  | 13.600  | 13.350  | 11.250  | 10.600  | 72.700 |
|      |      |                    |                      | Place: 7T   | 30T   | 2   | 8*  | 55  | 56T   | 18     |
| 19   | 416  | Jadon Roberson     | GymJam               | Diff: 4.200   | 3.100   | 4.000   | 4.000   | 4.100   | 3.700   |        |
|      |      |                    |                      | Exec: 7.650   | 7.000   | 8.450   | 9.100   | 8.700   | 8.550   |        |
|      |      |                    |                      | ND: ---   | ---   | ---   | ---   | ---   | ---   |        |
|      |      |                    |                      | Final: 11.850   | 10.100  | 12.450  | 13.100  | 12.800  | 12.250  | 72.550 |
|      |      |                    |                      | Place: 44*  | 53  | 13T   | 15*   | 5T  | 5   | 19     |
| 20   | 194  | Christopher Scales | Cal Sports- Race St. | Diff: 3.400   | 4.100   | 4.400   | 3.200   | 4.400   | 3.600   |        |
|      |      |                    |                      | Exec: 8.350   | 7.600   | 8.200   | 9.250   | 7.750   | 8.000   |        |
|      |      |                    |                      | ND: ---   | ---   | ---   | -0.100  | ---   | ---   |        |
|      |      |                    |                      | Final: 11.750   | 11.700  | 12.600  | 12.350  | 12.150  | 11.600  | 72.150 |
|      |      |                    |                      | Place: 48T  | 11T   | 10  | 39*   | 24T   | 19T   | 20     |

# 2019 Region 1 Championship

## Meet Results







Apr 4-7, 2019

| Rank | Num  | Name                   | Gym                  |  |  |  |  |  |  | AA     |
|------|------|------------------------|----------------------|---|---|---|---|---|---|--------|
| 21   | 501  | Jesse-Lee Pakele       | Hawaiian Twisters    | Diff: 3.900   | 4.100   | 3.700   | 2.800   | 3.400   | 3.400   |        |
|      |      |                        |                      | Exec: 8.600   | 8.500   | 8.350   | 9.000   | 8.250   | 7.700   |        |
|      |      |                        |                      | ND: ---   | ---   | ---   | ---   | ---   | ---   |        |
|      |      |                        |                      | Final: 12.500   | 12.600  | 12.050  | 11.800  | 11.650  | 11.100  | 71.700 |
|      |      |                        |                      | Place: 14T  | 1   | 23T   | 63  | 42T   | 41  | 21     |
| 22   | 934  | Matthew Krall*         | Top Flight           | Diff: 3.700   | 3.600   | 3.700   | 4.000   | 3.800   | 3.800   |        |
|      |      |                        |                      | Exec: 9.000   | 7.050   | 9.000   | 9.000   | 7.650   | 6.900   |        |
|      |      |                        |                      | ND: ---   | ---   | ---   | ---   | ---   | ---   |        |
|      |      |                        |                      | Final: 12.700   | 10.650  | 12.700  | 13.000  | 11.450  | 10.700  | 71.200 |
|      |      |                        |                      | Place: 10T  | 44  | 9   | 18  | 49  | 53T   | 22     |
| 23   | 825  | Sean Kalani McClure    | Seawind              | Diff: 3.800   | 3.500   | 3.600   | 4.000   | 3.300   | 2.600   |        |
|      |      |                        |                      | Exec: 7.950   | 8.200   | 8.250   | 8.950   | 8.250   | 8.600   |        |
|      |      |                        |                      | ND: ---   | ---   | ---   | -0.100  | ---   | ---   |        |
|      |      |                        |                      | Final: 11.750   | 11.700  | 11.850  | 12.850  | 11.550  | 11.200  | 70.900 |
|      |      |                        |                      | Place: 48T  | 11T   | 30T   | 24T   | 45  | 36T   | 23     |
| 24   | 1023 | Maxwell Taniguchi-King | WCOGA                | Diff: 4.200   | 3.700   | 3.700   | 4.000   | 3.700   | 3.500   |        |
|      |      |                        |                      | Exec: 7.650   | 5.850   | 8.600   | 9.400   | 8.550   | 8.000   |        |
|      |      |                        |                      | ND: ---   | ---   | ---   | ---   | ---   | ---   |        |
|      |      |                        |                      | Final: 11.850   | 9.550   | 12.300  | 13.400  | 12.250  | 11.500  | 70.850 |
|      |      |                        |                      | Place: 44*  | 65T   | 18T   | 6*  | 21  | 21T   | 24     |
| 25   | 919  | Dylan Parker           | Technique Gymnastics | Diff: 3.500   | 3.200   | 3.500   | 2.900   | 3.300   | 3.300   |        |
|      |      |                        |                      | Exec: 8.800   | 8.250   | 8.400   | 9.150   | 8.100   | 8.350   |        |
|      |      |                        |                      | ND: ---   | ---   | ---   | ---   | ---   | ---   |        |
|      |      |                        |                      | Final: 12.300   | 11.450  | 11.900  | 12.050  | 11.400  | 11.650  | 70.750 |
|      |      |                        |                      | Place: 19T  | 17T   | 28T   | 56T   | 50T   | 16T   | 25     |
| 26T  | 138  | Ian Paglia             | Broadway             | Diff: 3.900   | 3.000   | 2.900   | 3.200   | 2.900   | 2.900   |        |
|      |      |                        |                      | Exec: 8.250   | 7.850   | 8.800   | 9.350   | 9.050   | 8.550   |        |
|      |      |                        |                      | ND: ---   | ---   | ---   | ---   | ---   | ---   |        |
|      |      |                        |                      | Final: 12.150   | 10.850  | 11.700  | 12.550  | 11.950  | 11.450  | 70.650 |
|      |      |                        |                      | Place: 30T  | 39T   | 35T   | 30*   | 30T   | 25T   | 26T    |
| 26T  | 1019 | Jeremy Cook            | WCOGA                | Diff: 3.600   | 3.200   | 3.700   | 4.000   | 3.900   | 3.400   |        |
|      |      |                        |                      | Exec: 8.600   | 7.900   | 8.800   | 8.200   | 7.600   | 7.750   |        |
|      |      |                        |                      | ND: ---   | ---   | ---   | ---   | ---   | ---   |        |
|      |      |                        |                      | Final: 12.200   | 11.100  | 12.500  | 12.200  | 11.500  | 11.150  | 70.650 |
|      |      |                        |                      | Place: 24T  | 26*   | 12  | 47T   | 46T   | 39T   | 26T    |
| 28   | 823  | Christopher Hou        | Seawind              | Diff: 3.800   | 3.400   | 3.100   | 4.000   | 3.300   | 2.400   |        |
|      |      |                        |                      | Exec: 8.550   | 8.250   | 7.950   | 9.200   | 7.900   | 9.000   |        |
|      |      |                        |                      | ND: ---   | ---   | -0.300  | ---   | ---   | ---   |        |
|      |      |                        |                      | Final: 12.350   | 11.650  | 10.750  | 13.200  | 11.200  | 11.400  | 70.550 |
|      |      |                        |                      | Place: 18   | 13T   | 67T   | 13  | 56T   | 27T   | 28     |
| 29   | 136  | Jacob Graber           | Broadway             | Diff: 4.000   | 3.400   | 3.200   | 2.400   | 3.400   | 3.000   |        |
|      |      |                        |                      | Exec: 8.200   | 7.750   | 8.250   | 9.000   | 9.100   | 8.700   |        |
|      |      |                        |                      | ND: ---   | ---   | ---   | ---   | ---   | ---   |        |
|      |      |                        |                      | Final: 12.200   | 11.150  | 11.450  | 11.400  | 12.500  | 11.700  | 70.400 |
|      |      |                        |                      | Place: 24T  | 24T   | 45*   | 70  | 12T   | 15  | 29     |
| 30   | 75   | Jacob Becchetti*       | Aspire               | Diff: 4.000   | 4.100   | 4.200   | 4.000   | 4.100   | 3.500   |        |
|      |      |                        |                      | Exec: 7.700   | 6.800   | 7.750   | 8.750   | 8.350   | 7.200   |        |
|      |      |                        |                      | ND: ---   | ---   | ---   | -0.100  | ---   | ---   |        |
|      |      |                        |                      | Final: 11.700   | 10.900  | 11.950  | 12.650  | 12.450  | 10.700  | 70.350 |
|      |      |                        |                      | Place: 53T  | 37T   | 26T   | 28*   | 14*   | 53T   | 30     |

# 2019 Region 1 Championship

## Meet Results







Apr 4-7, 2019

| Rank | Num | Name               | Gym                 |  |  |  |  |  |  | AA     |
|------|-----|--------------------|---------------------|---|---|---|---|---|---|--------|
| 31   | 79  | Alex Taylor        | Aspire              | Diff: 4.000   | 2.300   | 3.100   | 3.200   | 3.000   | 3.200   |        |
|      |     |                    |                     | Exec: 8.700   | 8.450   | 8.800   | 9.350   | 9.200   | 7.850   |        |
|      |     |                    |                     | ND: ---   | -1.000  | ---   | ---   | ---   | ---   |        |
|      |     |                    |                     | Final: 12.700   | 9.750   | 11.900  | 12.550  | 12.200  | 11.050  | 70.150 |
|      |     |                    |                     | Place: 10T  | 60T   | 28T   | 30*   | 22T   | 42T   | 31     |
| 32   | 346 | Aaron Chandler*    | Go For It USA       | Diff: 4.100   | 3.500   | 3.100   | 4.000   | 3.300   | 2.500   |        |
|      |     |                    |                     | Exec: 9.100   | 7.550   | 8.800   | 9.100   | 8.400   | 6.950   |        |
|      |     |                    |                     | ND: ---   | ---   | -0.300  | ---   | ---   | ---   |        |
|      |     |                    |                     | Final: 13.200   | 11.050  | 11.600  | 13.100  | 11.700  | 9.450   | 70.100 |
|      |     |                    |                     | Place: 3  | 30T   | 39  | 15*   | 39T   | 80  | 32     |
| 33   | 284 | Ryan Markowitz     | Elevate             | Diff: 3.900   | 2.900   | 3.800   | 3.200   | 3.200   | 3.100   |        |
|      |     |                    |                     | Exec: 8.150   | 7.700   | 7.300   | 8.950   | 9.200   | 8.400   |        |
|      |     |                    |                     | ND: ---   | ---   | ---   | ---   | ---   | ---   |        |
|      |     |                    |                     | Final: 12.050   | 10.600  | 11.100  | 12.150  | 12.400  | 11.500  | 69.800 |
|      |     |                    |                     | Place: 35T  | 45T   | 54T   | 49*   | 19T   | 21T   | 33     |
| 34   | 347 | Kevin Laurino*     | Go For It USA       | Diff: 3.500   | 3.000   | 2.900   | 3.200   | 3.000   | 2.900   |        |
|      |     |                    |                     | Exec: 8.700   | 8.050   | 8.600   | 9.300   | 8.700   | 7.700   |        |
|      |     |                    |                     | ND: ---   | ---   | ---   | ---   | ---   | ---   |        |
|      |     |                    |                     | Final: 12.200   | 11.050  | 11.500  | 12.500  | 11.700  | 10.600  | 69.550 |
|      |     |                    |                     | Place: 24*  | 30T   | 42*   | 34*   | 39T   | 56T   | 34     |
| 35   | 107 | Aidan Hauptmeier*  | Azarian             | Diff: 3.700   | 3.000   | 3.600   | 3.200   | 3.400   | 3.500   |        |
|      |     |                    |                     | Exec: 7.650   | 7.350   | 8.050   | 9.100   | 9.250   | 7.550   |        |
|      |     |                    |                     | ND: ---   | ---   | ---   | ---   | ---   | ---   |        |
|      |     |                    |                     | Final: 11.350   | 10.350  | 11.650  | 12.300  | 12.650  | 11.050  | 69.350 |
|      |     |                    |                     | Place: 64T  | 50  | 37T   | 44*   | 7T  | 42T   | 35     |
| 36   | 412 | Nathan Goodman*    | GymJam              | Diff: 4.000   | 3.300   | 3.500   | 3.200   | 2.800   | 3.000   |        |
|      |     |                    |                     | Exec: 7.000   | 8.350   | 8.350   | 9.200   | 8.150   | 8.300   |        |
|      |     |                    |                     | ND: ---   | ---   | ---   | ---   | ---   | ---   |        |
|      |     |                    |                     | Final: 11.000   | 11.650  | 11.850  | 12.400  | 10.950  | 11.300  | 69.150 |
|      |     |                    |                     | Place: 73T  | 13T   | 30T   | 38  | 67  | 31T   | 36     |
| 37T  | 35  | Aidan Myers        | American Kids       | Diff: 3.900   | 3.600   | 3.500   | 2.000   | 3.300   | 3.300   |        |
|      |     |                    |                     | Exec: 8.300   | 6.300   | 7.750   | 9.600   | 9.150   | 8.700   |        |
|      |     |                    |                     | ND: ---   | ---   | -0.300  | ---   | ---   | ---   |        |
|      |     |                    |                     | Final: 12.200   | 9.900   | 10.950  | 11.600  | 12.450  | 12.000  | 69.100 |
|      |     |                    |                     | Place: 24T  | 58T   | 57T   | 67T   | 14T   | 11T   | 37T    |
| 37T  | 667 | Ryan Schwartz      | Oroville Gymnastics | Diff: 3.400   | 3.000   | 3.500   | 3.200   | 2.500   | 2.300   |        |
|      |     |                    |                     | Exec: 8.500   | 7.750   | 8.550   | 8.950   | 8.700   | 8.750   |        |
|      |     |                    |                     | ND: ---   | ---   | ---   | ---   | ---   | ---   |        |
|      |     |                    |                     | Final: 11.900   | 10.750  | 12.050  | 12.150  | 11.200  | 11.050  | 69.100 |
|      |     |                    |                     | Place: 42T  | 42T   | 23T   | 49*   | 56T   | 42T   | 37T    |
| 39   | 727 | Armando Visitacion | Platinum            | Diff: 3.600   | 2.700   | 2.700   | 3.200   | 3.100   | 2.400   |        |
|      |     |                    |                     | Exec: 8.650   | 7.050   | 8.850   | 9.150   | 8.300   | 9.250   |        |
|      |     |                    |                     | ND: ---   | ---   | ---   | ---   | ---   | ---   |        |
|      |     |                    |                     | Final: 12.250   | 9.750   | 11.550  | 12.350  | 11.400  | 11.650  | 68.950 |
|      |     |                    |                     | Place: 22T  | 60T   | 40T   | 39*   | 50T   | 16T   | 39     |
| 40   | 638 | Nikita Shishkov    | North Valley        | Diff: 3.300   | 3.800   | 2.700   | 2.400   | 2.800   | 3.600   |        |
|      |     |                    |                     | Exec: 8.000   | 8.450   | 9.400   | 8.900   | 8.600   | 7.250   |        |
|      |     |                    |                     | ND: ---   | ---   | -0.300  | ---   | ---   | ---   |        |
|      |     |                    |                     | Final: 11.300   | 12.250  | 11.800  | 11.300  | 11.400  | 10.850  | 68.900 |
|      |     |                    |                     | Place: 67T  | 2*  | 32  | 72T   | 50T   | 48T   | 40     |

# 2019 Region 1 Championship

## Meet Results







Apr 4-7, 2019

| Rank | Num | Name            | Gym             |  |  |  |  |  |  | AA     |
|------|-----|-----------------|-----------------|---|---|---|---|---|---|--------|
| 41T  | 752 | Bryce Cannon    | Redwood Empire  | Diff: 3.400   | 3.000   | 3.500   | 3.200   | 3.200   | 2.700   |        |
|      |     |                 |                 | Exec: 8.050   | 8.450   | 8.250   | 9.300   | 8.500   | 7.100   |        |
|      |     |                 |                 | ND: ---   | ---   | ---   | ---   | ---   | ---   |        |
|      |     |                 |                 | Final: 11.450   | 11.450  | 11.750  | 12.500  | 11.700  | 9.800   | 68.650 |
|      |     |                 |                 | Place: 59T  | 17T   | 33T   | 34*   | 39T   | 78  | 41T    |
| 41T  | 177 | Ian Orozco      | Cal Sports - GO | Diff: 3.500   | 3.400   | 3.100   | 4.000   | 3.300   | 3.400   |        |
|      |     |                 |                 | Exec: 8.650   | 7.700   | 8.150   | 8.750   | 7.350   | 7.450   |        |
|      |     |                 |                 | ND: ---   | ---   | ---   | -0.100  | ---   | ---   |        |
|      |     |                 |                 | Final: 12.150   | 11.100  | 11.250  | 12.650  | 10.650  | 10.850  | 68.650 |
|      |     |                 |                 | Place: 30T  | 26T   | 51T   | 28*   | 73*   | 48T   | 41T    |
| 43   | 553 | Ajeeth Iyer     | IGC             | Diff: 3.500   | 3.200   | 3.300   | 2.300   | 3.300   | 2.700   |        |
|      |     |                 |                 | Exec: 8.500   | 7.950   | 8.550   | 9.150   | 8.850   | 7.600   |        |
|      |     |                 |                 | ND: ---   | ---   | -0.300  | ---   | ---   | ---   |        |
|      |     |                 |                 | Final: 12.000   | 11.150  | 11.550  | 11.450  | 12.150  | 10.300  | 68.600 |
|      |     |                 |                 | Place: 39T  | 24T   | 40T   | 69  | 24*   | 69T   | 43     |
| 44   | 515 | Matthew Glann   | Head Over Heels | Diff: 3.400   | 3.700   | 3.000   | 3.200   | 3.000   | 2.700   |        |
|      |     |                 |                 | Exec: 8.450   | 8.050   | 8.400   | 9.250   | 8.050   | 7.550   |        |
|      |     |                 |                 | ND: -0.100  | ---   | -0.300  | -0.100  | ---   | ---   |        |
|      |     |                 |                 | Final: 11.750   | 11.750  | 11.100  | 12.350  | 11.050  | 10.250  | 68.250 |
|      |     |                 |                 | Place: 48T  | 9T  | 54T   | 39*   | 64T   | 72T   | 44     |
| 45   | 691 | Jonathan Shiner | Payke           | Diff: 3.700   | 2.200   | 2.900   | 3.200   | 2.900   | 2.900   |        |
|      |     |                 |                 | Exec: 8.600   | 7.200   | 8.650   | 9.000   | 9.200   | 8.700   |        |
|      |     |                 |                 | ND: ---   | -1.000  | -0.300  | ---   | ---   | ---   |        |
|      |     |                 |                 | Final: 12.300   | 8.400   | 11.250  | 12.200  | 12.100  | 11.600  | 67.850 |
|      |     |                 |                 | Place: 19T  | 80  | 51T   | 47T   | 27  | 19T   | 45     |
| 46   | 690 | Marqus Miranda  | Payke           | Diff: 4.000   | 2.900   | 3.300   | 4.000   | 3.300   | 3.200   |        |
|      |     |                 |                 | Exec: 7.450   | 6.000   | 8.700   | 8.850   | 8.850   | 7.450   |        |
|      |     |                 |                 | ND: ---   | ---   | ---   | -0.300  | ---   | ---   |        |
|      |     |                 |                 | Final: 11.450   | 8.900   | 12.000  | 12.550  | 12.150  | 10.650  | 67.700 |
|      |     |                 |                 | Place: 59T  | 74T   | 25  | 30T   | 24*   | 55  | 46     |
| 47T  | 78  | Elyas Sharp     | Aspire          | Diff: 3.400   | 2.300   | 2.100   | 2.800   | 2.900   | 3.000   |        |
|      |     |                 |                 | Exec: 8.550   | 7.250   | 9.150   | 9.200   | 8.850   | 8.350   |        |
|      |     |                 |                 | ND: ---   | ---   | -0.300  | ---   | ---   | ---   |        |
|      |     |                 |                 | Final: 11.950   | 9.550   | 10.950  | 12.000  | 11.750  | 11.350  | 67.550 |
|      |     |                 |                 | Place: 41   | 65T   | 57*   | 59*   | 38  | 30  | 47T    |
| 47T  | 689 | Daniel Jacobsen | Payke           | Diff: 3.700   | 3.000   | 2.900   | 2.400   | 3.100   | 2.200   |        |
|      |     |                 |                 | Exec: 8.550   | 6.600   | 8.600   | 8.950   | 9.350   | 8.200   |        |
|      |     |                 |                 | ND: ---   | ---   | ---   | ---   | ---   | ---   |        |
|      |     |                 |                 | Final: 12.250   | 9.600   | 11.500  | 11.350  | 12.450  | 10.400  | 67.550 |
|      |     |                 |                 | Place: 22T  | 63*   | 42*   | 71  | 14T   | 63T   | 47T    |
| 49   | 768 | Ezrael Orlino*  | SCATS           | Diff: 4.000   | 3.200   | 3.100   | 2.400   | 2.900   | 3.600   |        |
|      |     |                 |                 | Exec: 8.100   | 7.550   | 8.650   | 8.800   | 8.600   | 6.900   |        |
|      |     |                 |                 | ND: ---   | ---   | ---   | -0.300  | ---   | ---   |        |
|      |     |                 |                 | Final: 12.100   | 10.750  | 11.750  | 10.900  | 11.500  | 10.500  | 67.500 |
|      |     |                 |                 | Place: 32T  | 42T   | 33T   | 79  | 46T   | 59T   | 49     |
| 50   | 10  | Noah Kim        | Accel           | Diff: 3.500   | 3.200   | 2.500   | 3.200   | 2.300   | 3.200   |        |
|      |     |                 |                 | Exec: 8.050   | 8.100   | 7.450   | 8.800   | 9.200   | 7.950   |        |
|      |     |                 |                 | ND: ---   | ---   | ---   | ---   | ---   | ---   |        |
|      |     |                 |                 | Final: 11.550   | 11.300  | 9.950   | 12.000  | 11.500  | 11.150  | 67.450 |
|      |     |                 |                 | Place: 56T  | 22  | 83  | 59T   | 46T   | 39T   | 50     |

# 2019 Region 1 Championship

## Meet Results







Apr 4-7, 2019

| Rank | Num | Name             | Gym               |  |  |  |  |  |  | AA     |
|------|-----|------------------|-------------------|---|---|---|---|---|---|--------|
| 51   | 824 | Alexander Kotnik | Seawind           | Diff: 3.800   | 3.400   | 3.600   | 3.200   | 3.100   | 3.200   |        |
|      |     |                  |                   | Exec: 8.200   | 7.550   | 5.500   | 9.050   | 8.850   | 7.800   |        |
|      |     |                  |                   | ND: ---   | ---   | ---   | ---   | ---   | ---   |        |
|      |     |                  |                   | Final: 12.000   | 10.950  | 9.100   | 12.250  | 11.950  | 11.000  | 67.250 |
|      |     |                  |                   | Place: 39T  | 36  | 86  | 46  | 30T   | 46  | 51     |
| 52   | 552 | Jason Ball       | IGC               | Diff: 3.800   | 3.200   | 3.600   | 2.800   | 3.300   | 3.300   |        |
|      |     |                  |                   | Exec: 7.150   | 6.800   | 7.850   | 8.950   | 8.550   | 7.950   |        |
|      |     |                  |                   | ND: ---   | ---   | -0.300  | ---   | ---   | ---   |        |
|      |     |                  |                   | Final: 10.950   | 10.000  | 11.150  | 11.750  | 11.850  | 11.250  | 66.950 |
|      |     |                  |                   | Place: 76   | 56  | 53  | 64T   | 34*   | 34T   | 52     |
| 53T  | 414 | Connor Radding   | GymJam            | Diff: 3.600   | 3.100   | 3.200   | 3.200   | 3.300   | 2.900   |        |
|      |     |                  |                   | Exec: 7.800   | 5.700   | 8.250   | 9.050   | 8.550   | 8.350   |        |
|      |     |                  |                   | ND: ---   | ---   | ---   | -0.100  | ---   | ---   |        |
|      |     |                  |                   | Final: 11.400   | 8.800   | 11.450  | 12.150  | 11.850  | 11.250  | 66.900 |
|      |     |                  |                   | Place: 62T  | 76  | 45*   | 49T   | 34*   | 34T   | 53T    |
| 53T  | 393 | Jason Bender     | Gym World Central | Diff: 3.600   | 3.100   | 3.700   | 3.200   | 3.200   | 3.400   |        |
|      |     |                  |                   | Exec: 8.250   | 6.850   | 7.700   | 9.150   | 8.000   | 6.750   |        |
|      |     |                  |                   | ND: ---   | ---   | ---   | ---   | ---   | ---   |        |
|      |     |                  |                   | Final: 11.850   | 9.950   | 11.400  | 12.350  | 11.200  | 10.150  | 66.900 |
|      |     |                  |                   | Place: 44T  | 57  | 48  | 39*   | 56T   | 74*   | 53T    |
| 53T  | 660 | Trevor Ruggeri   | Ohana Gym         | Diff: 3.300   | 3.400   | 2.700   | 2.400   | 3.100   | 3.000   |        |
|      |     |                  |                   | Exec: 8.600   | 6.850   | 8.100   | 9.350   | 8.550   | 7.550   |        |
|      |     |                  |                   | ND: ---   | ---   | ---   | ---   | ---   | ---   |        |
|      |     |                  |                   | Final: 11.900   | 10.250  | 10.800  | 11.750  | 11.650  | 10.550  | 66.900 |
|      |     |                  |                   | Place: 42T  | 51T   | 64T   | 64T   | 42T   | 58  | 53T    |
| 56   | 949 | Riley Sutton     | Top Squad         | Diff: 3.600   | 3.300   | 3.500   | 3.200   | 2.600   | 2.500   |        |
|      |     |                  |                   | Exec: 8.450   | 7.750   | 8.200   | 9.250   | 8.050   | 6.750   |        |
|      |     |                  |                   | ND: ---   | ---   | ---   | -0.300  | ---   | ---   |        |
|      |     |                  |                   | Final: 12.050   | 11.050  | 11.700  | 12.150  | 10.650  | 9.250   | 66.850 |
|      |     |                  |                   | Place: 35*  | 30T   | 35T   | 49T   | 73T   | 81  | 56     |
| 57   | 380 | James Wick*      | Gym Nevada        | Diff: 3.700   | 3.000   | 3.500   | 4.000   | 2.800   | 3.200   |        |
|      |     |                  |                   | Exec: 8.100   | 6.600   | 6.850   | 8.750   | 7.750   | 8.250   |        |
|      |     |                  |                   | ND: ---   | ---   | ---   | ---   | ---   | ---   |        |
|      |     |                  |                   | Final: 11.800   | 9.600   | 10.350  | 12.750  | 10.550  | 11.450  | 66.500 |
|      |     |                  |                   | Place: 47   | 63*   | 72T   | 27  | 78T   | 25T   | 57     |
| 58   | 282 | Justin Jones     | Elevate           | Diff: 4.100   | 2.900   | 3.100   | 4.000   | 3.200   | 3.200   |        |
|      |     |                  |                   | Exec: 7.750   | 5.800   | 7.750   | 8.850   | 8.700   | 7.550   |        |
|      |     |                  |                   | ND: -0.500  | ---   | ---   | ---   | ---   | ---   |        |
|      |     |                  |                   | Final: 11.350   | 8.700   | 10.850  | 12.850  | 11.900  | 10.750  | 66.400 |
|      |     |                  |                   | Place: 64T  | 77  | 61*   | 24*   | 33  | 50T   | 58     |
| 59   | 32  | Liam Bailey      | American Kids     | Diff: 2.900   | 3.400   | 3.200   | 2.000   | 2.800   | 2.400   |        |
|      |     |                  |                   | Exec: 7.700   | 7.450   | 8.600   | 9.100   | 7.950   | 8.900   |        |
|      |     |                  |                   | ND: ---   | ---   | -0.300  | ---   | ---   | ---   |        |
|      |     |                  |                   | Final: 10.600   | 10.850  | 11.500  | 11.100  | 10.750  | 11.300  | 66.100 |
|      |     |                  |                   | Place: 83   | 39T   | 42T   | 77  | 69  | 31T   | 59     |
| 60   | 932 | Elbert Chang     | Top Flight        | Diff: 3.500   | 3.800   | 3.400   | 3.200   | 3.600   | 3.300   |        |
|      |     |                  |                   | Exec: 7.400   | 6.250   | 6.900   | 8.850   | 8.000   | 7.900   |        |
|      |     |                  |                   | ND: ---   | ---   | ---   | -0.100  | ---   | ---   |        |
|      |     |                  |                   | Final: 10.900   | 10.050  | 10.300  | 11.950  | 11.600  | 11.200  | 66.000 |
|      |     |                  |                   | Place: 77   | 54T   | 74T   | 62  | 44  | 36T   | 60     |

# 2019 Region 1 Championship

## Meet Results







Apr 4-7, 2019

| Rank | Num | Name              | Gym                  |  |  |  |  |  |  | AA     |
|------|-----|-------------------|----------------------|---|---|---|---|---|---|--------|
| 61   | 991 | Elijah Cruz*      | VSSG                 | Diff: 3.400   | 2.600   | 3.500   | 3.200   | 3.400   | 2.600   |        |
|      |     |                   |                      | Exec: 7.450   | 6.950   | 8.150   | 8.950   | 7.750   | 7.750   |        |
|      |     |                   |                      | ND: ---   | ---   | ---   | ---   | ---   | ---   |        |
|      |     |                   |                      | Final: 10.850   | 9.550   | 11.650  | 12.150  | 11.150  | 10.350  | 65.700 |
|      |     |                   |                      | Place: 78*  | 65T   | 37T   | 49*   | 59T   | 66T   | 61     |
| 62T  | 992 | Kevin Dammers*    | VSSG                 | Diff: 4.000   | 2.100   | 3.400   | 2.800   | 3.200   | 3.200   |        |
|      |     |                   |                      | Exec: 7.900   | 6.850   | 7.000   | 9.200   | 8.650   | 7.750   |        |
|      |     |                   |                      | ND: -0.200  | ---   | -0.300  | ---   | ---   | ---   |        |
|      |     |                   |                      | Final: 11.700   | 8.950   | 10.100  | 12.000  | 11.850  | 10.950  | 65.550 |
|      |     |                   |                      | Place: 53T  | 73  | 77T   | 59*   | 34T   | 47  | 62T    |
| 62T  | 309 | Daniel Cho        | Eric Will            | Diff: 3.900   | 3.700   | 3.200   | 2.200   | 2.900   | 2.700   |        |
|      |     |                   |                      | Exec: 7.350   | 6.800   | 8.400   | 9.100   | 7.550   | 8.050   |        |
|      |     |                   |                      | ND: ---   | ---   | -0.300  | ---   | ---   | ---   |        |
|      |     |                   |                      | Final: 11.250   | 10.500  | 11.300  | 11.300  | 10.450  | 10.750  | 65.550 |
|      |     |                   |                      | Place: 69T  | 48  | 49T   | 72*   | 81  | 50T   | 62T    |
| 64   | 175 | George McNarney   | Cal Sports - GO      | Diff: 3.600   | 3.000   | 2.700   | 4.100   | 3.300   | 3.200   |        |
|      |     |                   |                      | Exec: 7.700   | 6.650   | 7.650   | 8.350   | 7.750   | 7.200   |        |
|      |     |                   |                      | ND: ---   | ---   | ---   | ---   | ---   | ---   |        |
|      |     |                   |                      | Final: 11.300   | 9.650   | 10.350  | 12.450  | 11.050  | 10.400  | 65.200 |
|      |     |                   |                      | Place: 67T  | 62  | 72T   | 36T   | 64T   | 63T   | 64     |
| 65   | 62  | Joseph Valenzuela | Arizona Prestige     | Diff: 4.100   | 2.700   | 3.600   | 4.000   | 2.800   | 3.000   |        |
|      |     |                   |                      | Exec: 8.000   | 5.800   | 7.150   | 8.900   | 7.550   | 7.300   |        |
|      |     |                   |                      | ND: ---   | ---   | ---   | ---   | ---   | ---   |        |
|      |     |                   |                      | Final: 12.100   | 8.500   | 10.750  | 12.900  | 10.350  | 10.300  | 64.900 |
|      |     |                   |                      | Place: 32T  | 79  | 67T   | 23  | 82  | 69T   | 65     |
| 66   | 77  | Arush Kannan      | Aspire               | Diff: 3.400   | 3.500   | 3.100   | 2.200   | 2.700   | 2.900   |        |
|      |     |                   |                      | Exec: 7.450   | 8.050   | 7.750   | 7.900   | 8.000   | 7.850   |        |
|      |     |                   |                      | ND: ---   | ---   | ---   | ---   | ---   | ---   |        |
|      |     |                   |                      | Final: 10.850   | 11.550  | 10.850  | 10.100  | 10.700  | 10.750  | 64.800 |
|      |     |                   |                      | Place: 78*  | 16  | 61*   | 84  | 70T   | 50T   | 66     |
| 67T  | 159 | AJ Robertson      | CGC                  | Diff: 3.700   | 3.500   | 3.500   | 4.000   | 3.000   | 3.400   |        |
|      |     |                   |                      | Exec: 7.850   | 4.500   | 7.800   | 8.950   | 7.700   | 6.750   |        |
|      |     |                   |                      | ND: ---   | ---   | ---   | ---   | ---   | ---   |        |
|      |     |                   |                      | Final: 11.550   | 8.000   | 11.300  | 12.950  | 10.700  | 10.150  | 64.650 |
|      |     |                   |                      | Place: 56T  | 83  | 49T   | 19*   | 70T   | 74*   | 67T    |
| 67T  | 139 | Mason Stokdyk     | Broadway             | Diff: 3.000   | 2.500   | 2.700   | 2.200   | 3.200   | 3.100   |        |
|      |     |                   |                      | Exec: 8.000   | 5.850   | 8.150   | 9.100   | 8.600   | 8.550   |        |
|      |     |                   |                      | ND: ---   | ---   | -0.300  | ---   | ---   | ---   |        |
|      |     |                   |                      | Final: 11.000   | 8.350   | 10.550  | 11.300  | 11.800  | 11.650  | 64.650 |
|      |     |                   |                      | Place: 73T  | 81T   | 71  | 72*   | 37  | 16T   | 67T    |
| 69   | 516 | Sean Huckleberry  | Head Over Heels      | Diff: 3.200   | 2.200   | 2.100   | 3.200   | 2.000   | 1.900   |        |
|      |     |                   |                      | Exec: 8.200   | 7.200   | 9.150   | 8.950   | 8.050   | 8.350   |        |
|      |     |                   |                      | ND: ---   | ---   | -0.300  | ---   | ---   | ---   |        |
|      |     |                   |                      | Final: 11.400   | 9.400   | 10.950  | 12.150  | 10.050  | 10.250  | 64.200 |
|      |     |                   |                      | Place: 62T  | 69T   | 57*   | 49*   | 84  | 72T   | 69     |
| 70   | 193 | Ethan Nguyen      | Cal Sports- Race St. | Diff: 3.400   | 3.400   | 2.900   | 3.200   | 3.000   | 2.900   |        |
|      |     |                   |                      | Exec: 7.600   | 3.450   | 8.400   | 9.250   | 8.300   | 8.400   |        |
|      |     |                   |                      | ND: ---   | ---   | -0.300  | ---   | ---   | ---   |        |
|      |     |                   |                      | Final: 11.000   | 6.850   | 11.000  | 12.450  | 11.300  | 11.300  | 63.900 |
|      |     |                   |                      | Place: 73T  | 86  | 56  | 36T   | 54  | 31T   | 70     |

# 2019 Region 1 Championship

## Meet Results

Apr 4-7, 2019







| Rank | Num | Name                | Gym                  |  |  |  |  |  |  | AA     |
|------|-----|---------------------|----------------------|---|---|---|---|---|---|--------|
| 71   | 580 | Jonathan Moore      | Liberty              | Diff: 3.800   | 2.700   | 3.200   | 2.500   | 3.300   | 3.000   |        |
|      |     |                     |                      | Exec: 7.000   | 5.950   | 8.000   | 9.600   | 7.850   | 7.000   |        |
|      |     |                     |                      | ND: -0.300  | ---   | -0.300  | ---   | ---   | ---   |        |
|      |     |                     |                      | Final: 10.500   | 8.650   | 10.900  | 12.100  | 11.150  | 10.000  | 63.300 |
|      |     |                     |                      | Place: 84   | 78  | 60  | 55  | 59T   | 76  | 71     |
| 72   | 613 | Gabe Sirvent        | New Hope             | Diff: 3.500   | 2.200   | 2.900   | 3.200   | 2.300   | 2.100   |        |
|      |     |                     |                      | Exec: 7.750   | 6.150   | 8.000   | 8.850   | 8.350   | 8.200   |        |
|      |     |                     |                      | ND: ---   | ---   | -0.300  | ---   | ---   | ---   |        |
|      |     |                     |                      | Final: 11.250   | 8.350   | 10.600  | 12.050  | 10.650  | 10.300  | 63.200 |
|      |     |                     |                      | Place: 69T  | 81T   | 70  | 56T   | 73T   | 69T   | 72     |
| 73   | 192 | Colin Maraschin     | Cal Sports- Race St. | Diff: 3.700   | 3.300   | 2.400   | 3.200   | 3.300   | 2.900   |        |
|      |     |                     |                      | Exec: 5.250   | 8.100   | 7.350   | 9.100   | 7.300   | 7.500   |        |
|      |     |                     |                      | ND: ---   | ---   | -0.300  | ---   | ---   | ---   |        |
|      |     |                     |                      | Final: 8.950  | 11.400  | 9.450   | 12.300  | 10.600  | 10.400  | 63.100 |
|      |     |                     |                      | Place: 86   | 19T   | 85  | 44*   | 77  | 63T   | 73     |
| 74   | 948 | Ryan Edmondson      | Top Squad            | Diff: 4.200   | 3.200   | 3.300   | 3.200   | 2.600   | 3.000   |        |
|      |     |                     |                      | Exec: 6.600   | 5.800   | 6.700   | 7.900   | 8.450   | 8.050   |        |
|      |     |                     |                      | ND: ---   | ---   | ---   | -0.100  | ---   | ---   |        |
|      |     |                     |                      | Final: 10.800   | 9.000   | 10.000  | 11.000  | 11.050  | 11.050  | 62.900 |
|      |     |                     |                      | Place: 80T  | 72  | 81T   | 78  | 64T   | 42T   | 74     |
| 75   | 228 | Quentin Millar      | Dauntless            | Diff: 3.100   | 3.000   | 3.200   | 2.200   | 3.300   | 2.900   |        |
|      |     |                     |                      | Exec: 8.050   | 6.400   | 6.900   | 9.000   | 7.250   | 7.450   |        |
|      |     |                     |                      | ND: ---   | ---   | ---   | ---   | ---   | ---   |        |
|      |     |                     |                      | Final: 11.150   | 9.400   | 10.100  | 11.200  | 10.550  | 10.350  | 62.750 |
|      |     |                     |                      | Place: 72   | 69T   | 77T   | 75  | 78T   | 66T   | 75     |
| 76   | 8   | Liam Halcomb        | Accel                | Diff: 3.500   | 2.300   | 2.400   | 2.200   | 2.900   | 2.600   |        |
|      |     |                     |                      | Exec: 7.950   | 7.150   | 8.750   | 8.950   | 6.550   | 7.300   |        |
|      |     |                     |                      | ND: ---   | ---   | -0.300  | ---   | ---   | ---   |        |
|      |     |                     |                      | Final: 11.450   | 9.450   | 10.850  | 11.150  | 9.450   | 9.900   | 62.250 |
|      |     |                     |                      | Place: 59T  | 68  | 61T   | 76  | 86  | 77  | 76     |
| 77   | 579 | Dominic Gianatiempo | Liberty              | Diff: 3.400   | 2.000   | 2.400   | 2.400   | 3.100   | 1.300   |        |
|      |     |                     |                      | Exec: 8.200   | 5.950   | 8.150   | 9.250   | 8.000   | 8.200   |        |
|      |     |                     |                      | ND: ---   | ---   | -0.300  | ---   | ---   | ---   |        |
|      |     |                     |                      | Final: 11.600   | 7.950   | 10.250  | 11.650  | 11.100  | 9.500   | 62.050 |
|      |     |                     |                      | Place: 55   | 84  | 76  | 66  | 61T   | 79  | 77     |
| 78   | 957 | Andrew McGill       | USA Gym Flairs       | Diff: 3.500   | 3.500   | 3.500   | 2.200   | 3.400   | 3.900   |        |
|      |     |                     |                      | Exec: 8.700   | 5.700   | 6.500   | 8.650   | 6.150   | 6.600   |        |
|      |     |                     |                      | ND: ---   | ---   | ---   | -0.300  | ---   | ---   |        |
|      |     |                     |                      | Final: 12.200   | 9.200   | 10.000  | 10.550  | 9.550   | 10.500  | 62.000 |
|      |     |                     |                      | Place: 24*  | 71  | 81T   | 83  | 85  | 59T   | 78     |
| 79   | 273 | Connor Folmar       | EDGE                 | Diff: 3.600   | 2.200   | 3.000   | 3.200   | 2.900   | 2.900   |        |
|      |     |                     |                      | Exec: 7.600   | 7.000   | 7.000   | 9.150   | 7.400   | 6.000   |        |
|      |     |                     |                      | ND: ---   | -0.300  | -0.300  | ---   | ---   | ---   |        |
|      |     |                     |                      | Final: 11.200   | 8.900   | 9.700   | 12.350  | 10.300  | 8.900   | 61.350 |
|      |     |                     |                      | Place: 71   | 74T   | 84  | 39*   | 83  | 82  | 79     |
| 80   | 106 | Mohamed El. Askary  | Azarian              | Diff: 3.000   | 2.400   | 2.300   | 1.600   | 2.500   | 1.800   |        |
|      |     |                     |                      | Exec: 7.800   | 7.850   | 8.100   | 9.250   | 8.300   | 8.200   |        |
|      |     |                     |                      | ND: ---   | ---   | -0.300  | ---   | ---   | -2.000  |        |
|      |     |                     |                      | Final: 10.800   | 10.250  | 10.100  | 10.850  | 10.800  | 8.000   | 60.800 |
|      |     |                     |                      | Place: 80T  | 51T   | 77T   | 80  | 68  | 83  | 80     |



# 2019 Region 1 Championship

## Meet Results







Apr 4-7, 2019

| Rank | Num | Name              | Gym             |  |  |  |  |  |  | AA     |
|------|-----|-------------------|-----------------|---|---|---|---|---|---|--------|
| 81   | 110 | Austin Swanson    | Azarian         | Diff: 3.700   | 2.300   | 2.900   | 2.400   | 3.300   | 2.800   |        |
|      |     |                   |                 | Exec: 5.600   | 5.300   | 7.700   | 8.300   | 7.400   | 7.550   |        |
|      |     |                   |                 | ND: ---   | ---   | -0.300  | ---   | ---   | ---   |        |
|      |     |                   |                 | Final: 9.300  | 7.600   | 10.300  | 10.700  | 10.700  | 10.350  | 58.950 |
|      |     |                   |                 | Place: 85   | 85  | 74T   | 82  | 70T   | 66T   | 81     |
| 82   | 818 | Ranmaru Soma      | San Mateo       | Diff: 3.600   | 3.200   | 2.600   | 1.600   | 2.400   | 0.000   |        |
|      |     |                   |                 | Exec: 8.450   | 7.650   | 7.800   | 9.200   | 9.000   | 0.000   |        |
|      |     |                   |                 | ND: ---   | ---   | -0.300  | ---   | ---   | ---   |        |
|      |     |                   |                 | Final: 12.050   | 10.850  | 10.100  | 10.800  | 11.400  | 0.000   | 55.200 |
|      |     |                   |                 | Place: 35*  | 39T   | 77T   | 81  | 50T   | 84*   | 82     |
| 83   | 688 | Rory Hemmings     | Payke           | Diff: 3.400   | 2.300   | 2.900   | 1.000   | 3.200   | 2.300   |        |
|      |     |                   |                 | Exec: 7.950   | 8.100   | 8.200   | 0.000   | 7.900   | 8.150   |        |
|      |     |                   |                 | ND: ---   | ---   | -0.300  | ---   | ---   | ---   |        |
|      |     |                   |                 | Final: 11.350   | 10.400  | 10.800  | 1.000   | 11.100  | 10.450  | 55.100 |
|      |     |                   |                 | Place: 64T  | 49  | 64*   | 85  | 61T   | 61T   | 83     |
| 84   | 610 | Samuel Douthitt   | New Hope        | Diff: 0.000   | 0.000   | 3.000   | 0.000   | 3.400   | 2.100   |        |
|      |     |                   |                 | Exec: 0.000   | 0.000   | 8.050   | 0.000   | 9.200   | 8.350   |        |
|      |     |                   |                 | ND: ---   | ---   | -0.300  | ---   | ---   | ---   |        |
|      |     |                   |                 | Final: 0.000  | 0.000   | 10.750  | 0.000   | 12.600  | 10.450  | 33.800 |
|      |     |                   |                 | Place: 87*  | 87*   | 67T   | 86*   | 9   | 61T   | 84     |
| 85   | 174 | Jamie MacMillan   | Cal Sports - GO | Diff: 3.400   | 3.500   | 0.000   | 3.200   | 0.000   | 0.000   |        |
|      |     |                   |                 | Exec: 7.300   | 6.400   | 0.000   | 8.500   | 0.000   | 0.000   |        |
|      |     |                   |                 | ND: ---   | ---   | ---   | -0.100  | ---   | ---   |        |
|      |     |                   |                 | Final: 10.700   | 9.900   | 0.000   | 11.600  | 0.000   | 0.000   | 32.200 |
|      |     |                   |                 | Place: 82   | 58T   | 87*   | 67T   | 87*   | 84*   | 85     |
| 86   | 915 | Aniket Rahane     | Team Legacy     | Diff: 3.700   | 0.000   | 0.000   | 4.000   | 0.000   | 0.000   |        |
|      |     |                   |                 | Exec: 8.400   | 0.000   | 0.000   | 9.350   | 0.000   | 0.000   |        |
|      |     |                   |                 | ND: ---   | ---   | ---   | ---   | ---   | ---   |        |
|      |     |                   |                 | Final: 12.100   | 0.000   | 0.000   | 13.350  | 0.000   | 0.000   | 25.450 |
|      |     |                   |                 | Place: 32T  | 87*   | 87*   | 8*  | 87*   | 84*   | 86     |
| 87   | 279 | Ashton Anaya      | Elevate         | Diff: 0.000   | 0.000   | 4.300   | 0.000   | 2.600   | ---   |        |
|      |     |                   |                 | Exec: 0.000   | 0.000   | 7.150   | 0.000   | 8.500   | ---   |        |
|      |     |                   |                 | ND: ---   | ---   | ---   | ---   | ---   | ---   |        |
|      |     |                   |                 | Final: 0.000  | 0.000   | 11.450  | 0.000   | 11.100  | ---   | 22.550 |
|      |     |                   |                 | Place: 87*  | 87*   | 45T   | 86*   | 61T   | 84*   | 87     |
| 88   | 134 | Joshua Cohen      | Broadway        | Diff: 0.000   | 3.000   | 2.900   | 0.000   | 0.000   | 0.000   |        |
|      |     |                   |                 | Exec: 0.000   | 7.050   | 8.200   | 0.000   | 0.000   | 0.000   |        |
|      |     |                   |                 | ND: ---   | ---   | -0.300  | ---   | ---   | ---   |        |
|      |     |                   |                 | Final: 0.000  | 10.050  | 10.800  | 0.000   | 0.000   | 0.000   | 20.850 |
|      |     |                   |                 | Place: 87*  | 54T   | 64*   | 86*   | 87*   | 84*   | 88     |
| 89   | 888 | Jacob Boomershine | Stanford        | Diff: 4.100   | 0.000   | 0.000   | 0.000   | 0.000   | 0.000   |        |
|      |     |                   |                 | Exec: 9.050   | 0.000   | 0.000   | 0.000   | 0.000   | 0.000   |        |
|      |     |                   |                 | ND: ---   | ---   | ---   | ---   | ---   | ---   |        |
|      |     |                   |                 | Final: 13.150   | 0.000   | 0.000   | 0.000   | 0.000   | 0.000   | 13.150 |
|      |     |                   |                 | Place: 4  | 87*   | 87*   | 86*   | 87*   | 84*   | 89     |
| 90   | 109 | William Kinnick   | Azarian         | Diff: 0.000   | 3.200   | 0.000   | 0.000   | 0.000   | 0.000   |        |
|      |     |                   |                 | Exec: 0.000   | 8.200   | 0.000   | 0.000   | 0.000   | 0.000   |        |
|      |     |                   |                 | ND: ---   | ---   | ---   | ---   | ---   | ---   |        |
|      |     |                   |                 | Final: 0.000  | 11.400  | 0.000   | 0.000   | 0.000   | 0.000   | 11.400 |
|      |     |                   |                 | Place: 87*  | 19T   | 87*   | 86*   | 87*   | 84*   | 90     |

# 2019 Region 1 Championship

## Meet Results

Apr 4-7, 2019

| Rank | Num | Name                | Gym     |  |  |  |  |  |  | AA     |
|------|-----|---------------------|---------|---|---|--|---|---|---|--------|
| 91   | 105 | Nico Del Nero Pires | Azarian | Diff: 0.000   | 0.000   | 0.000  | 0.000   | 3.300   | 0.000   |        |
|      |     |                     |         | Exec: 0.000   | 0.000   | 0.000  | 0.000   | 7.350   | 0.000   |        |
|      |     |                     |         | ND: ---'---   | ---   | ---  | ---   | ---   | ---   |        |
|      |     |                     |         | Final: 0.000  | 0.000   | 0.000  | 0.000   | 10.650  | 0.000   | 10.650 |
|      |     |                     |         | Place: 87*  | 87*   | 87*  | 86*   | 73*   | 84*   | 91     |
| 92   | 577 | Aiden Nielson       | Legacy  | Diff: 0.000   | 0.000   | 0.000  | 0.000   | 0.000   | 0.000   |        |
|      |     |                     |         | Exec: 0.000   | 0.000   | 0.000  | 0.000   | 0.000   | 0.000   |        |
|      |     |                     |         | ND: ---'---   | ---   | ---  | ---   | ---   | ---   |        |
|      |     |                     |         | Final: 0.000  | 0.000   | 0.000  | 0.000   | 0.000   | 0.000   | 0.000  |
|      |     |                     |         | Place: 87*  | 87*   | 87*  | 86*   | 87*   | 84*   | 92     |