

2019 Region 1 Championship

Meet Results

Apr 4-7, 2019







JO National Qualifiers

Page: 1
Printed: 4/5/2019 4:37:50 PM

Men / 8 / 11 yrs., 12 yrs.

Session: 05







Judge's Signatures

Rank	Num	Name	Gym							AA
1	480	Jaden Bottarini*	Gymnastics Olympica	Diff: 4.200	4.600	4.000	4.000	3.500	3.400	
				Exec: 9.500	9.200	9.600	9.300	8.500	9.250	
				ND: -----	-----	-----	-----	-----	-----	
				Final: 13.700	13.800	13.600	13.300	12.000	12.650	79.050
				Place: 1	1	1	1	29	1	1
2	302	Preston Ngai*	Elevate	Diff: 4.300	5.400	4.300	4.000	3.900	3.300	
				Exec: 9.000	8.300	9.100	8.050	8.850	8.550	
				ND: -----	-----	-----	-0.100	-----	-----	
				Final: 13.300	13.700	13.400	11.950	12.750	11.850	76.950
				Place: 2*	2	2	11	13T	18T	2
3	528	Emilio Bracken Serra*	Head Over Heels	Diff: 4.300	3.800	3.300	4.000	3.900	3.300	
				Exec: 9.000	8.600	9.700	8.950	8.400	8.700	
				ND: -----	-----	-----	-----	-----	-----	
				Final: 13.300	12.400	13.000	12.950	12.300	12.000	75.950
				Place: 2*	14T	5	3	24T	15	3
4	483	Kadyn McCafferty*	Gymnastics Olympica	Diff: 3.600	4.000	3.500	2.400	3.500	3.100	
				Exec: 9.050	9.250	9.800	8.450	9.950	9.150	
				ND: -----	-----	-----	-----	-----	-----	
				Final: 12.650	13.250	13.300	10.850	13.450	12.250	75.750
				Place: 11	4	3T	42T	1	9	4
5	743	Wyatt Reynolds	Platinum	Diff: 3.500	3.600	3.600	3.200	3.300	3.200	
				Exec: 9.250	9.000	9.700	8.900	9.300	8.950	
				ND: -----	-----	-----	-----	-----	-----	
				Final: 12.750	12.600	13.300	12.100	12.600	12.150	75.500
				Place: 8*	7T	3T	8T	17T	11T	5
6	150	Tobe Lin	Broadway	Diff: 3.800	4.000	3.100	3.200	3.500	3.300	
				Exec: 9.200	8.500	9.000	9.100	9.450	9.300	
				ND: -----	-----	-----	-----	-----	-----	
				Final: 13.000	12.500	12.100	12.300	12.950	12.600	75.450
				Place: 6	11	26*	5*	6T	2	6
7	784	Wade Nelson*	SCATS	Diff: 3.900	3.500	3.300	4.000	3.500	3.200	
				Exec: 8.300	8.900	9.300	9.150	9.050	9.300	
				ND: -----	-----	-----	-----	-----	-----	
				Final: 12.200	12.400	12.600	13.150	12.550	12.500	75.400
				Place: 26T	14T	13T	2	19T	4	7
8	1008	Avery Burda*	VSSG	Diff: 3.300	4.000	3.500	2.400	3.500	3.000	
				Exec: 9.000	9.050	9.400	9.250	9.750	9.150	
				ND: -----	-----	-----	-----	-----	-----	
				Final: 12.300	13.050	12.900	11.650	13.250	12.150	75.300
				Place: 21T	5	6	13*	2	11T	8
9	1033	Branden Dao*	WCOGA	Diff: 3.600	4.700	3.200	3.200	3.800	3.200	
				Exec: 8.800	7.900	9.400	9.100	9.100	8.850	
				ND: -----	-----	-----	-----	-----	-----	
				Final: 12.400	12.600	12.600	12.300	12.900	12.050	74.850
				Place: 15*	7T	13T	5*	9T	13T	9
10	741	Nick Deng	Platinum	Diff: 3.400	3.600	3.400	2.200	3.300	3.100	
				Exec: 9.350	8.700	9.400	8.850	9.550	9.450	
				ND: -----	-----	-----	-----	-----	-----	
				Final: 12.750	12.300	12.800	11.050	12.850	12.550	74.300
				Place: 8T	17T	8	31*	11	3	10

2019 Region 1 Championship

Meet Results







Apr 4-7, 2019

Rank	Num	Name	Gym							AA
11	487	Grey Westmore	Gymnastics Olympica	Diff: 3.400	4.000	3.000	3.200	3.300	3.200	
				Exec: 9.400	7.650	9.350	8.800	9.350	9.200	
				ND: ---	---	---	---	---	---	
				Final: 12.800	11.650	12.350	12.000	12.650	12.400	73.850
				Place: 7	30T	18	10	15*	5	11
12	742	Devon Recinos	Platinum	Diff: 2.800	3.400	3.200	2.200	3.300	2.900	
				Exec: 9.450	8.850	9.650	9.450	9.350	9.150	
				ND: ---	---	---	---	---	---	
				Final: 12.250	12.250	12.850	11.650	12.650	12.050	73.700
				Place: 24T	19	7	13T	15*	13T	12
13	805	Reed Newell	SCEGA	Diff: 3.400	3.800	3.100	2.200	3.100	2.900	
				Exec: 9.100	8.800	9.050	9.300	9.700	9.000	
				ND: ---	---	---	---	---	---	
				Final: 12.500	12.600	12.150	11.500	12.800	11.900	73.450
				Place: 14	7*	24T	19*	12	16*	13
14	806	Nathan Roman	SCEGA	Diff: 3.500	4.100	3.300	2.800	3.300	2.900	
				Exec: 9.250	8.750	8.950	8.350	8.950	9.000	
				ND: ---	---	---	---	---	---	
				Final: 12.750	12.850	12.250	11.150	12.250	11.900	73.150
				Place: 8*	6	21*	30	26T	16*	14
15	26	Kazuya Iwase	Accel	Diff: 3.000	3.900	3.400	1.600	3.400	3.100	
				Exec: 7.850	9.700	9.300	9.050	9.600	9.200	
				ND: ---	---	---	---	---	---	
				Final: 10.850	13.600	12.700	10.650	13.000	12.300	73.100
				Place: 63T	3	11	56*	5	6*	15
16	443	Brendan Friele*	Gymcats	Diff: 3.600	3.600	3.100	2.300	3.500	3.200	
				Exec: 8.800	8.500	9.000	9.350	9.600	8.500	
				ND: ---	---	---	---	---	---	
				Final: 12.400	12.100	12.100	11.650	13.100	11.700	73.050
				Place: 15*	20T	26*	13T	3*	22T	16
17	939	Gage Kalley*	Top Flight	Diff: 3.600	3.800	3.300	4.000	3.400	3.100	
				Exec: 9.000	7.050	8.950	8.900	9.050	8.750	
				ND: ---	---	---	---	---	---	
				Final: 12.600	10.850	12.250	12.900	12.450	11.850	72.900
				Place: 12	48	21*	4	22T	18T	17
18	1034	Nicholas Kosarikov	WCOGA	Diff: 3.800	3.900	3.000	2.400	3.400	3.000	
				Exec: 9.300	8.200	8.650	9.300	8.900	8.650	
				ND: ---	---	---	---	---	---	
				Final: 13.100	12.100	11.650	11.700	12.300	11.650	72.500
				Place: 5	20T	42T	12	24T	27T	18
19T	481	Kiran Chhetri*	Gymnastics Olympica	Diff: 3.400	3.800	3.100	2.200	3.500	3.100	
				Exec: 8.950	8.800	9.200	9.200	9.600	7.100	
				ND: ---	---	---	---	---	---	
				Final: 12.350	12.600	12.300	11.400	13.100	10.200	71.950
				Place: 19T	7*	19T	22T	3*	61T	19T
19T	91	Dylan Briones*	Aspire	Diff: 3.400	3.500	3.100	2.200	3.400	2.700	
				Exec: 8.650	8.800	8.900	9.300	9.500	8.500	
				ND: ---	---	---	---	---	---	
				Final: 12.050	12.300	12.000	11.500	12.900	11.200	71.950
				Place: 31T	17T	31	19*	9T	41	19T

2019 Region 1 Championship

Meet Results







Apr 4-7, 2019

Rank	Num	Name	Gym							AA	
21	654	Abraham Johnson*	North Valley	Scratch	Diff: 3.600	3.500	2.600	1.600	3.300	3.000	
					Exec: 8.950	8.950	9.300	9.600	8.500	8.750	
					ND: -----	-----	-----	-----	-----	-----	
					Final: 12.550	12.450	11.900	11.200	11.800	11.750	71.650
					Place: 13	12*	34T	28T	32	21	21
22	444	Bobby Haberstock*	Gymcats		Diff: 3.900	4.000	3.100	3.200	3.500	2.800	
					Exec: 9.250	7.400	7.850	9.000	9.100	8.600	
					ND: -----	-----	-----	-0.100	-----	-----	
					Final: 13.150	11.400	10.950	12.100	12.600	11.400	71.600
					Place: 4	36	66	8T	17T	34T	22
23	211	Peter Davis-Ross	Central Coast		Diff: 3.300	3.500	3.100	2.400	3.200	3.200	
					Exec: 8.900	7.250	9.350	9.250	9.750	8.250	
					ND: -----	-----	-----	-----	-----	-----	
					Final: 12.200	10.750	12.450	11.650	12.950	11.450	71.450
					Place: 26T	50	16	13*	6T	33	23
24	807	Heemee Ton	SCEGA		Diff: 3.400	3.800	3.200	3.200	3.000	3.000	
					Exec: 8.700	8.250	9.300	7.850	9.100	8.700	
					ND: -----	-----	-----	-0.100	-----	-----	
					Final: 12.100	12.050	12.500	10.950	12.100	11.700	71.400
					Place: 30	23*	15	35T	28	22*	24
25	906	Finn Grenstam	Stanford		Diff: 3.800	3.800	3.200	2.400	3.100	3.000	
					Exec: 8.700	7.850	8.950	9.250	7.500	9.200	
					ND: -0.100	-----	-----	-----	-----	-----	
					Final: 12.400	11.650	12.150	11.650	10.600	12.200	70.650
					Place: 15T	30*	24T	13*	52	10	25
26T	782	Drew Kessel	SCATS		Diff: 3.200	3.400	3.200	2.200	3.300	2.700	
					Exec: 7.700	8.300	9.550	8.300	9.450	9.000	
					ND: -----	-----	-----	-----	-----	-----	
					Final: 10.900	11.700	12.750	10.500	12.750	11.700	70.300
					Place: 61T	29	9T	64T	13T	22*	26T
26T	781	Julian Abrille	SCATS		Diff: 3.500	3.700	3.200	2.200	3.200	3.100	
					Exec: 7.200	7.950	9.200	8.800	9.050	9.200	
					ND: -----	-----	-----	-----	-----	-----	
					Final: 10.700	11.650	12.400	11.000	12.250	12.300	70.300
					Place: 68	30T	17	34	26T	6*	26T
26T	227	Connor Linford	Clovis		Diff: 3.100	3.500	3.000	2.200	3.000	2.800	
					Exec: 9.050	8.350	8.700	9.150	8.650	8.800	
					ND: -----	-----	-----	-----	-----	-----	
					Final: 12.150	11.850	11.700	11.350	11.650	11.600	70.300
					Place: 29	28	39T	24*	34*	30	26T
29	703	Nicholas Amloyan	Payke		Diff: 3.300	3.000	3.000	1.600	2.900	2.800	
					Exec: 8.950	8.350	9.650	9.150	9.000	8.500	
					ND: -----	-----	-----	-----	-----	-----	
					Final: 12.250	11.350	12.650	10.750	11.900	11.300	70.200
					Place: 24T	37T	12	54*	30T	38T	29
30	783	Jimmy Kurcz	SCATS		Diff: 3.400	3.400	3.300	2.200	3.300	3.000	
					Exec: 8.500	7.850	9.450	8.200	9.650	7.750	
					ND: -0.100	-----	-----	-----	-----	-----	
					Final: 11.800	11.250	12.750	10.400	12.950	10.750	69.900
					Place: 39T	39	9T	68T	6T	49T	30

2019 Region 1 Championship

Meet Results







Apr 4-7, 2019

Rank	Num	Name	Gym							AA
31T	1061	Ashton Tomes	Xtreme Gymnastics	Diff: 3.800	3.500	3.000	3.200	2.800	2.700	
				Exec: 8.550	7.600	9.100	9.100	8.100	8.400	
				ND: ---	---	---	---	---	---	
				Final: 12.350	11.100	12.100	12.300	10.900	11.100	69.850
				Place: 19T	41T	26T	5*	50T	42T	31T
31T	941	Ryan Little	Top Flight	Diff: 3.300	3.900	3.100	2.200	3.300	3.000	
				Exec: 7.700	8.450	8.250	9.100	9.250	8.300	
				ND: ---	---	---	---	---	---	
				Final: 11.000	12.350	11.350	11.300	12.550	11.300	69.850
				Place: 59	16	53T	26	19T	38T	31T
33	391	Benaiah Schnurstein	Gym Unlimited	Diff: 3.500	3.700	3.300	2.800	3.400	3.000	
				Exec: 7.600	8.200	8.750	7.700	9.100	8.700	
				ND: ---	---	---	---	---	---	
				Final: 11.100	11.900	12.050	10.500	12.500	11.700	69.750
				Place: 56	26T	29T	64T	21	22*	33
34	119	Charles Cohen	Azarian	Diff: 3.300	4.000	3.200	2.200	3.000	2.900	
				Exec: 8.750	8.100	8.700	8.000	8.700	8.650	
				ND: ---	---	---	---	---	---	
				Final: 12.050	12.100	11.900	10.200	11.700	11.550	69.500
				Place: 31T	20T	34T	70	33	31	34
35	484	Holden McNeil	Gymnastics Olympica	Diff: 3.000	3.500	2.600	1.600	3.300	3.100	
				Exec: 8.050	8.950	9.450	9.050	7.650	9.200	
				ND: ---	---	---	---	---	---	
				Final: 11.050	12.450	12.050	10.650	10.950	12.300	69.450
				Place: 57T	12*	29T	56*	49	6*	35
36	757	Morgan Stump	Redwood Empire	Diff: 3.200	3.100	2.700	1.800	2.400	2.700	
				Exec: 8.550	8.100	9.250	9.250	8.900	9.000	
				ND: ---	---	---	---	---	---	
				Final: 11.750	11.200	11.950	11.050	11.300	11.700	68.950
				Place: 41T	40	32*	31T	41T	22*	36
37	441	Tyler Burgess*	Gymcats	Diff: 3.300	3.700	3.100	2.400	3.300	3.200	
				Exec: 8.450	6.700	8.750	9.250	9.150	7.850	
				ND: ---	-0.300	---	---	---	---	
				Final: 11.750	10.100	11.850	11.650	12.450	11.050	68.850
				Place: 41T	58	36T	13*	22T	44	37
38T	92	Talon Heafey*	Aspire	Diff: 3.400	3.600	2.900	2.200	3.000	2.800	
				Exec: 8.350	8.400	8.750	8.500	7.000	9.000	
				ND: ---	---	---	-0.100	---	---	
				Final: 11.750	12.000	11.650	10.600	10.000	11.800	67.800
				Place: 41T	25	42T	58T	60T	20	38T
38T	621	Ryan Chambion	New Hope	Diff: 3.100	1.900	2.700	2.400	2.300	2.700	
				Exec: 8.900	8.150	9.550	8.150	9.250	8.700	
				ND: ---	---	---	---	---	---	
				Final: 12.000	10.050	12.250	10.550	11.550	11.400	67.800
				Place: 33T	59T	21T	61T	36	34*	38T
40	1062	Joshua Wistort	Xtreme Gymnastics	Diff: 3.400	2.300	3.000	2.400	2.600	2.700	
				Exec: 8.800	8.100	8.250	9.000	8.900	8.250	
				ND: ---	---	---	---	---	---	
				Final: 12.200	10.400	11.250	11.400	11.500	10.950	67.700
				Place: 26T	54	57	22T	37	45*	40

2019 Region 1 Championship

Meet Results







Apr 4-7, 2019

Rank	Num	Name	Gym							AA
41	270	Samuel Walker*	Diamondback	Diff: 3.200	3.100	3.400	2.200	2.900	3.000	
				Exec: 9.100	7.150	8.900	7.950	8.000	8.400	
				ND: ---	---	---	---	---	---	
				Final: 12.300	10.250	12.300	10.150	10.900	11.400	67.300
				Place: 21T	56T	19T	71	50T	34T	41
42	120	Luke Martin	Azarian	Diff: 2.700	2.800	3.300	2.200	2.300	2.700	
				Exec: 8.200	7.900	8.300	9.250	9.000	8.250	
				ND: ---	---	---	---	---	---	
				Final: 10.900	10.700	11.600	11.450	11.300	10.950	66.900
				Place: 61T	51T	45T	21	41T	45*	42
43T	671	Derek Heiss	Oroville Gymnastics	Diff: 3.100	2.300	2.800	1.600	3.000	2.900	
				Exec: 8.550	8.200	9.050	9.200	8.400	7.650	
				ND: ---	---	---	---	---	---	
				Final: 11.650	10.500	11.850	10.800	11.400	10.550	66.750
				Place: 46	53	36T	47*	39*	53*	43T
43T	372	Rokko Park	Golden State	Diff: 3.100	3.100	2.100	1.600	2.100	2.700	
				Exec: 8.200	8.450	9.100	9.200	8.400	8.700	
				ND: ---	---	---	---	---	---	
				Final: 11.300	11.550	11.200	10.800	10.500	11.400	66.750
				Place: 51*	35	58	47*	55T	34*	43T
45	123	Noah Tung	Azarian	Diff: 3.600	3.600	2.900	1.600	3.000	2.700	
				Exec: 8.300	8.300	8.800	9.200	8.400	6.300	
				ND: ---	---	---	---	---	---	
				Final: 11.900	11.900	11.700	10.800	11.400	9.000	66.700
				Place: 36T	26T	39T	47*	39*	69T	45
46	271	Max Zabriskie	Diamondback	Diff: 3.100	3.500	2.900	1.700	3.000	2.200	
				Exec: 8.300	7.300	8.850	9.250	8.650	7.800	
				ND: ---	---	---	---	---	---	
				Final: 11.400	10.800	11.750	10.950	11.650	10.000	66.550
				Place: 48T	49	38	35T	34*	64	46
47	124	Jaxon Williams	Azarian	Diff: 3.400	3.900	3.000	2.200	2.400	2.700	
				Exec: 8.450	7.200	7.900	8.850	8.850	7.650	
				ND: ---	---	---	---	---	---	
				Final: 11.850	11.100	10.900	11.050	11.250	10.350	66.500
				Place: 38	41T	67T	31*	43	58	47
48	259	Owen Kos	Deltchev	Diff: 2.700	3.800	2.800	2.000	2.400	2.300	
				Exec: 8.350	7.850	8.350	8.400	8.800	8.450	
				ND: ---	---	---	---	---	---	
				Final: 11.050	11.650	11.150	10.400	11.200	10.750	66.200
				Place: 57T	30*	59T	68T	44T	49T	48
49	717	Max Morelos	Perfect 10	Diff: 2.500	3.300	3.100	2.200	3.200	3.000	
				Exec: 8.900	7.700	7.200	8.700	8.700	7.450	
				ND: ---	---	---	---	---	---	
				Final: 11.400	11.000	10.300	10.900	11.900	10.450	65.950
				Place: 48T	44T	73	38T	30T	55T	49
50	149	Jake Brandon	Broadway	Diff: 3.000	3.100	2.800	1.600	2.700	1.800	
				Exec: 8.950	8.500	8.700	8.850	8.400	7.500	
				ND: ---	---	---	---	---	---	
				Final: 11.950	11.600	11.500	10.450	11.100	9.300	65.900
				Place: 35	34	49	67	46T	66	50

2019 Region 1 Championship

Meet Results







Apr 4-7, 2019

Rank	Num	Name	Gym							AA
51	66	Mikey Knee	Arizona Prestige	Diff: 3.300	1.800	2.200	2.200	2.400	2.700	
				Exec: 9.100	7.200	8.950	8.750	8.150	8.950	
				ND: ---	---	---	---	---	---	
				Final: 12.400	9.000	11.150	10.950	10.550	11.650	65.700
				Place: 15T	66T	59T	35T	53T	27*	51
52	560	Eli Ruffing	IGC	Diff: 2.600	3.200	2.800	1.800	2.800	2.700	
				Exec: 8.650	6.850	8.600	9.000	7.750	8.800	
				ND: ---	---	---	---	---	---	
				Final: 11.250	10.050	11.400	10.800	10.550	11.500	65.550
				Place: 54	59T	51T	47T	53T	32	52
53	371	Zachary Landrum	Golden State	Diff: 2.700	1.700	2.600	1.600	2.400	2.800	
				Exec: 8.050	7.700	8.950	9.250	9.050	8.300	
				ND: ---	---	---	---	---	---	
				Final: 10.750	9.400	11.550	10.850	11.450	11.100	65.100
				Place: 66T	64	48	42*	38	42T	53
54	300	Samar Khapre	Elevate	Diff: 2.600	3.100	2.000	1.600	2.200	2.200	
				Exec: 8.700	7.950	9.600	8.900	7.900	8.250	
				ND: ---	---	---	---	---	---	
				Final: 11.300	11.050	11.600	10.500	10.100	10.450	65.000
				Place: 51T	43	45T	64T	59	55T	54
55	804	Artyon Celestine	SCEGA	Diff: 3.500	2.100	3.100	2.200	2.300	2.700	
				Exec: 8.800	7.650	7.900	9.150	7.400	8.250	
				ND: ---	---	---	-0.100	---	---	
				Final: 12.300	9.750	11.000	11.250	9.700	10.950	64.950
				Place: 21T	62	65	27	65	45*	55
56	839	Dillon Schaffer	Seawind	Diff: 3.400	3.200	2.200	2.200	2.700	2.900	
				Exec: 7.800	7.750	9.150	9.150	6.700	7.650	
				ND: ---	---	---	---	---	---	
				Final: 11.200	10.950	11.350	11.350	9.400	10.550	64.800
				Place: 55	46	53T	24*	69	53*	56
57	268	Caleb Evangelista	Diamondback	Diff: 3.000	3.300	2.700	1.600	3.100	2.700	
				Exec: 8.350	5.150	9.250	9.250	7.350	8.950	
				ND: ---	---	---	---	---	---	
				Final: 11.350	8.450	11.950	10.850	10.450	11.650	64.700
				Place: 50	70	32*	42*	57	27*	57
58	129	Eli Wright	Bayshore Elite	Diff: 3.100	1.600	1.900	1.600	2.400	2.200	
				Exec: 8.600	7.900	9.250	8.950	8.700	8.200	
				ND: ---	-1.000	---	---	---	---	
				Final: 11.700	8.500	11.150	10.550	11.100	10.400	63.400
				Place: 44T	69	59*	61T	46T	57	58
59	128	Quentin Bellemin	Bayshore Elite	Diff: 3.100	3.100	2.600	1.800	1.800	2.700	
				Exec: 6.800	7.200	9.100	8.800	7.700	8.600	
				ND: ---	---	---	---	---	---	
				Final: 9.900	10.300	11.700	10.600	9.500	11.300	63.300
				Place: 70T	55	39T	58T	67T	38T	59
60T	874	Tyler Star	South Coast	Diff: 3.300	2.500	2.500	2.200	2.900	1.200	
				Exec: 8.700	7.550	8.800	9.000	7.600	7.950	
				ND: ---	-1.000	---	---	---	---	
				Final: 12.000	9.050	11.300	11.200	10.500	9.150	63.200
				Place: 33T	65	56	28T	55T	68	60T

2019 Region 1 Championship

Meet Results







Apr 4-7, 2019

Rank	Num	Name	Gym							AA
60T	121	Nash Stabile	Azarian	Diff: 2.400	2.500	2.700	1.600	2.900	2.000	
				Exec: 8.450	7.750	8.350	9.250	8.100	8.200	
				ND: ---	---	---	---	---	-1.000	
				Final: 10.850	10.250	11.050	10.850	11.000	9.200	63.200
				Place: 63T	56T	64	42*	48	67	60T
62	269	Andrew Post	Diamondback	Diff: 3.000	2.400	3.100	1.600	2.400	2.700	
				Exec: 8.900	5.500	8.550	9.300	7.400	8.200	
				ND: ---	---	---	---	---	---	
				Final: 11.900	7.900	11.650	10.900	9.800	10.900	63.050
				Place: 36T	72	42T	38*	62T	48	62
63	940	Nicholas Kolechkin	Top Flight	Diff: 3.200	3.700	2.900	2.200	2.500	2.700	
				Exec: 6.650	7.650	8.450	7.850	7.300	7.450	
				ND: ---	---	---	---	---	---	
				Final: 9.850	11.350	11.350	10.050	9.800	10.150	62.550
				Place: 72	37T	53T	73	62T	63	63
64	130	Lawrence Yauch	Bayshore Elite	Diff: 3.100	2.300	1.900	1.800	2.200	2.200	
				Exec: 8.200	6.700	9.250	9.050	7.600	8.050	
				ND: ---	---	---	---	---	---	
				Final: 11.300	9.000	11.150	10.850	9.800	10.250	62.350
				Place: 51*	66T	59*	42T	62T	59T	64
65	333	Kyle Ferraro	GW	Diff: 2.500	2.900	2.600	1.600	2.400	2.800	
				Exec: 7.550	8.100	8.300	9.000	6.950	7.450	
				ND: ---	---	---	---	---	---	
				Final: 10.050	11.000	10.900	10.600	9.350	10.250	62.150
				Place: 69	44T	67T	58T	70	59T	65
66	217	Gavin Biehl	Classic	Diff: 3.000	2.200	2.100	1.600	1.800	2.700	
				Exec: 8.700	6.900	9.300	9.300	6.700	8.000	
				ND: ---	-1.000	---	---	---	---	
				Final: 11.700	8.100	11.400	10.900	8.500	10.700	61.300
				Place: 44T	71	51T	38*	73	51	66
67	231	Brandon Curtis	Dauntless	Diff: 3.300	3.200	2.400	2.200	2.400	2.300	
				Exec: 8.500	5.500	9.050	7.900	7.600	6.250	
				ND: ---	---	---	-0.100	---	---	
				Final: 11.800	8.700	11.450	10.000	10.000	8.550	60.500
				Place: 39T	68	50	74	60T	72	67
68	332	Luke Hache	GW	Diff: 3.100	2.900	2.800	1.600	2.800	2.700	
				Exec: 7.650	6.900	7.300	9.300	6.800	6.250	
				ND: ---	---	---	---	---	---	
				Final: 10.750	9.800	10.100	10.900	9.600	8.950	60.100
				Place: 66T	61	75	38*	66	71	68
69	233	Grant Koppert	Dauntless	Diff: 3.100	3.400	2.900	1.600	2.300	2.700	
				Exec: 7.800	4.050	8.000	9.200	7.900	6.750	
				ND: -0.100	---	---	---	---	---	
				Final: 10.800	7.450	10.900	10.800	10.200	9.450	59.600
				Place: 65	73	67T	47*	58	65	69
70	669	David Anderson	Oroville Gymnastics	Diff: 2.300	2.300	2.100	1.800	2.400	1.600	
				Exec: 7.600	8.400	8.400	8.750	7.100	6.350	
				ND: ---	---	---	---	---	---	
				Final: 9.900	10.700	10.500	10.550	9.500	7.950	59.100
				Place: 70T	51T	71*	61T	67T	73	70

2019 Region 1 Championship

Meet Results

Apr 4-7, 2019

Rank	Num	Name	Gym							AA
71	190	Nolan Prim	Cal Sports - GO	Diff: 2.200	3.800	2.900	---	2.200	2.800	
				Exec: 6.750	8.250	8.700	---	9.000	7.800	
				ND: ---	---	---	---	---	---	
				Final: 8.950	12.050	11.600	0.000	11.200	10.600	54.400
				Place: 75	23*	45T	75	44T	52	71
72	871	Oliver Liu	South Coast	Diff: 3.100	0.000	2.100	2.000	2.200	2.600	
				Exec: 7.850	0.000	8.700	8.800	7.000	7.600	
				ND: ---	---	---	---	---	---	
				Final: 10.950	0.000	10.800	10.800	9.200	10.200	51.950
				Place: 60	75	70	47T	71	61T	72
73	670	Rowan Fragoso	Oroville Gymnastics	Diff: 3.000	0.900	2.100	1.800	1.500	1.000	
				Exec: 6.600	6.750	8.150	8.300	7.650	8.000	
				ND: -0.100	-2.000	---	---	-2.000	---	
				Final: 9.500	5.650	10.250	10.100	7.150	9.000	51.650
				Place: 74	74	74	72	74	69T	73
74	672	Trent Ludwig	Oroville Gymnastics	Diff: 1.700	2.300	2.100	1.600	1.100	0.000	
				Exec: 8.100	7.550	8.400	9.200	8.050	0.000	
				ND: ---	-0.300	---	---	---	---	
				Final: 9.800	9.550	10.500	10.800	9.150	0.000	49.800
				Place: 73	63	71*	47*	72	74*	74
75	152	Zion Rios	Broadway	Diff: 3.100	2.300	2.100	1.600	0.000	0.000	
				Exec: 8.450	8.600	9.050	9.150	0.000	0.000	
				ND: ---	---	---	---	---	---	
				Final: 11.550	10.900	11.150	10.750	0.000	0.000	44.350
				Place: 47	47	59T	54*	75	74*	75