







2019 Region 1 Championship

Meet Results

Apr 4-7, 2019







JO National Qualifiers

Rank	Num	Name	Gym							AA
1	493	Vahe Petrosyan*	Gymnastics Olympica	Diff: 3.900	3.600	4.200	3.200	4.100	4.000	
				Exec: 8.850	9.050	9.400	9.500	9.450	9.200	
				ND: -0.100						
				Final: 12.650	12.650	13.600	12.700	13.550	13.200	78.350
				Place: 16T	2	1	15*	1*	1	1
2	492	Kaien Orion*	Gymnastics Olympica	Diff: 4.100	3.400	3.700	4.000	3.500	3.000	
				Exec: 9.000	8.500	9.300	9.200	9.600	9.100	
				ND: -----						
				Final: 13.100	11.900	13.000	13.200	13.100	12.100	76.400
				Place: 3T	9*	4	7*	5	5T	2
3	488	Arun Chhetri*	Gymnastics Olympica	Diff: 3.800	4.000	4.200	4.000	4.200	3.700	
				Exec: 8.750	8.850	8.200	9.500	8.000	9.050	
				ND: -0.100						
				Final: 12.450	12.850	12.400	13.500	12.200	12.750	76.150
				Place: 23T	1	12	3	29T	2	3
4	1039	Tyler Flores*	WCOGA	Diff: 3.800	4.400	3.600	4.000	4.100	3.500	
				Exec: 8.550	7.800	8.900	9.250	9.450	8.400	
				ND: -----						
				Final: 12.350	12.200	12.500	13.250	13.550	11.900	75.750
				Place: 29T	6	8T	6	1*	7*	4
5	491	Toma Murakawa*	Gymnastics Olympica	Diff: 3.900	3.600	3.600	3.200	3.600	3.700	
				Exec: 9.250	8.850	9.350	9.700	8.400	8.500	
				ND: -----						
				Final: 13.150	12.450	12.950	12.900	12.000	12.200	75.650
				Place: 2	4	5	12	39T	3*	5
6	1038	Colin Flores*	WCOGA	Diff: 3.900	3.600	4.000	4.000	4.400	4.300	
				Exec: 8.900	8.000	9.100	9.350	8.500	6.550	
				ND: -----						
				Final: 12.800	11.600	13.100	13.350	12.900	10.850	74.600
				Place: 11	13*	2	5	8	55T	6
7	425	Evan Wenstad*	GymJam	Diff: 4.300	2.600	3.200	4.000	3.600	2.900	
				Exec: 9.050	8.450	8.500	9.050	9.050	9.200	
				ND: -----		-0.300				
				Final: 13.350	11.050	11.400	13.050	12.650	12.100	73.600
				Place: 1	23	43T	11	16T	5T	7
8	659	Maxwell Odden*	North Valley	Diff: 4.200	3.500	4.100	4.000	4.100	3.700	
				Exec: 8.900	5.650	8.950	9.200	8.750	8.500	
				ND: -----						
				Final: 13.100	9.150	13.050	13.200	12.850	12.200	73.550
				Place: 3T	67	3	7*	9	3*	8
9	749	Troy Nuesca	Platinum	Diff: 4.000	3.400	4.100	2.800	3.900	3.600	
				Exec: 9.050	8.450	7.600	9.250	9.250	7.650	
				ND: -----						
				Final: 13.050	11.850	11.700	12.050	13.150	11.250	73.050
				Place: 5	12	29T	28	4	36	9
10T	494	Zach Smollin	Gymnastics Olympica	Diff: 3.900	2.800	3.300	3.300	3.200	3.400	
				Exec: 9.100	8.450	8.650	9.300	9.450	8.000	
				ND: -----	-0.300					
				Final: 13.000	10.950	11.950	12.600	12.650	11.400	72.550
				Place: 6*	26T	22T	18	16T	25T	10T

2019 Region 1 Championship

Meet Results







Apr 4-7, 2019

Rank	Num	Name	Gym							AA
10T	791	Roy Waletzki	SCATS	Diff: 3.700	3.300	2.700	2.400	3.400	2.400	
				Exec: 8.950	8.800	9.150	9.300	9.250	9.500	
				ND: ---	---	-0.300	---	---	---	
				Final: 12.650	12.100	11.550	11.700	12.650	11.900	72.550
				Place: 16T	7	39	38*	16*	7T	10T
12	1043	Matthew Navarro*	WCOGA	Diff: 3.500	3.700	3.600	3.200	3.500	3.400	
				Exec: 8.800	8.250	8.950	8.950	8.200	8.450	
				ND: ---	---	---	---	---	---	
				Final: 12.300	11.950	12.550	12.150	11.700	11.850	72.500
				Place: 33*	8	7	23*	51T	10T	12
13	657	Ryan Barela*	North Valley	Diff: 3.500	2.400	3.700	4.000	3.300	3.200	
				Exec: 8.900	7.750	8.750	9.400	9.300	8.550	
				ND: ---	---	-0.300	---	---	---	
				Final: 12.400	10.150	12.150	13.400	12.600	11.750	72.450
				Place: 25*	47T	15T	4	21T	13	13
14	3	Eric Chan*	AGC-SF	Diff: 3.700	3.400	3.800	2.800	3.100	3.500	
				Exec: 8.600	8.500	8.700	9.150	8.750	8.400	
				ND: ---	---	---	---	---	---	
				Final: 12.300	11.900	12.500	11.950	11.850	11.900	72.400
				Place: 33*	9*	8T	29*	44*	7*	14
15T	589	Miles Walker	WCOGA	Diff: 3.600	3.100	3.400	4.000	3.400	3.200	
				Exec: 8.600	7.900	8.800	9.550	8.850	8.300	
				ND: ---	-0.300	-0.300	---	---	---	
				Final: 12.200	10.700	11.900	13.550	12.250	11.500	72.100
				Place: 41T	31T	24	2	28	20T	15T
15T	1068	Arthur Dmitriyenko*	Yorba Linda	Diff: 4.100	3.300	3.600	3.200	3.600	2.800	
				Exec: 8.250	8.300	8.250	9.500	8.600	8.600	
				ND: ---	---	---	---	---	---	
				Final: 12.350	11.600	11.850	12.700	12.200	11.400	72.100
				Place: 29T	13T	25T	15*	29T	25T	15T
17	214	David Ramirez	Central Coast	Diff: 3.700	3.000	3.400	2.400	3.500	2.600	
				Exec: 8.300	8.550	9.050	9.300	9.300	8.900	
				ND: ---	---	---	---	---	---	
				Final: 12.000	11.550	12.450	11.700	12.800	11.500	72.000
				Place: 53T	17	11	38*	10T	20T	17
18	305	Nicholas Davasio*	Elevate	Diff: 3.300	3.000	3.500	4.000	3.100	2.900	
				Exec: 8.850	7.300	8.550	9.600	8.950	8.750	
				ND: ---	---	---	---	---	---	
				Final: 12.150	10.300	12.050	13.600	12.050	11.650	71.800
				Place: 44*	43	20	1	37T	14T	18
19	362	Lorenzo Diaz*	Go For It USA	Diff: 3.800	3.900	2.600	2.400	3.100	2.300	
				Exec: 9.200	8.700	8.750	9.250	9.050	9.000	
				ND: ---	---	-0.300	---	---	---	
				Final: 13.000	12.600	11.050	11.650	12.150	11.300	71.750
				Place: 6T	3	62T	41*	32T	32*	19
20	911	Kai Louie-Badua	Stanford	Diff: 3.600	3.000	3.300	4.000	3.400	3.200	
				Exec: 8.900	6.100	9.000	9.100	9.900	8.450	
				ND: ---	---	-0.300	---	---	---	
				Final: 12.500	9.100	12.000	13.100	13.300	11.650	71.650
				Place: 21*	68T	21	10	3	14T	20

2019 Region 1 Championship

Meet Results







Apr 4-7, 2019

Rank	Num	Name	Gym							AA
21	909	Zachary Green	Stanford	Diff: 3.900	3.400	3.900	4.000	4.300	3.400	
				Exec: 9.100	5.000	8.750	9.150	8.300	8.400	
				ND: ---	---	---	---	---	---	
				Final: 13.000	8.400	12.650	13.150	12.600	11.800	71.600
				Place: 6*	83	6	9	21T	12	21
22	1037	Brandon Dang*	WCOGA	Diff: 3.500	3.800	3.300	2.400	3.700	3.100	
				Exec: 8.800	8.100	8.500	9.000	9.250	8.100	
				ND: ---	---	-0.300	---	---	---	
				Final: 12.300	11.900	11.500	11.400	12.950	11.200	71.250
				Place: 33*	9T	40T	54*	7	37T	22
23	97	Adrian Rodriguez*	Aspire	Diff: 3.900	3.300	3.600	3.200	3.400	3.100	
				Exec: 9.000	8.150	8.550	8.900	7.500	8.450	
				ND: ---	---	---	---	---	---	
				Final: 12.900	11.450	12.150	12.100	10.900	11.550	71.050
				Place: 9	18	15T	25*	76T	18T	23
24	361	Elijah Ariss	Go For It USA	Diff: 4.100	3.500	3.500	3.200	3.800	3.500	
				Exec: 8.800	7.150	8.750	8.200	9.200	8.000	
				ND: -0.300	---	-0.300	-0.100	---	---	
				Final: 12.600	10.650	11.950	11.300	13.000	11.500	71.000
				Place: 18T	34	22T	59T	6	20T	24
25	550	Niko Greenly*	High Sierra	Diff: 3.500	3.200	2.600	2.200	3.300	2.600	
				Exec: 8.900	8.400	9.400	9.200	9.500	8.350	
				ND: ---	---	-0.300	---	---	---	
				Final: 12.400	11.600	11.700	11.400	12.800	10.950	70.850
				Place: 25*	13T	29T	54T	10T	50T	25
26	235	Skylar Graves*	Dauntless	Diff: 4.100	3.100	3.500	2.800	3.400	3.300	
				Exec: 8.750	6.400	9.000	9.050	8.700	8.350	
				ND: ---	---	---	-0.100	---	---	
				Final: 12.850	9.500	12.500	11.750	12.100	11.650	70.350
				Place: 10	60T	8T	35T	34T	14T	26
27T	658	Nicholas Lester	North Valley	Diff: 3.400	2.300	2.500	3.200	3.200	3.000	
				Exec: 9.200	8.450	9.500	8.950	9.100	7.700	
				ND: ---	---	-0.300	---	---	---	
				Final: 12.600	10.750	11.700	12.150	12.300	10.700	70.200
				Place: 18T	30	29*	23*	26T	62	27T
27T	876	Kieran Cacciatore	South Coast	Diff: 3.800	3.700	3.100	3.200	3.800	2.500	
				Exec: 8.850	7.400	8.550	9.000	8.300	8.500	
				ND: -0.500	---	---	---	---	---	
				Final: 12.150	11.100	11.650	12.200	12.100	11.000	70.200
				Place: 44T	21T	33T	22	34T	48T	27T
29	318	Harry Kim	Eric Will	Diff: 3.500	3.200	3.300	2.400	3.400	2.300	
				Exec: 8.750	7.950	9.300	9.250	9.350	7.700	
				ND: ---	---	-0.300	---	---	---	
				Final: 12.250	11.150	12.300	11.650	12.750	10.000	70.100
				Place: 38T	20	13	41*	12*	76T	29
30	95	Simon Lipp	Aspire	Diff: 3.300	2.400	3.300	3.200	3.100	3.000	
				Exec: 8.700	8.150	8.300	8.900	9.450	8.100	
				ND: ---	---	---	---	---	---	
				Final: 12.000	10.550	11.600	12.100	12.550	11.100	69.900
				Place: 53T	36	36T	25*	23	42T	30

2019 Region 1 Championship

Meet Results







Apr 4-7, 2019

Rank	Num	Name	Gym							AA
31	841	Robbie Grangetto	Seawind	Diff: 3.700	2.400	3.100	3.200	2.700	2.300	
				Exec: 9.050	7.900	8.450	9.600	8.750	9.000	
				ND: ---	-0.300	-0.300	---	---	---	
				Final: 12.750	10.000	11.250	12.800	11.450	11.300	69.550
				Place: 12T	51T	52T	13T	62T	32*	31
32	586	Khalen Curry	Liberty	Diff: 4.100	2.300	2.600	4.000	3.300	2.400	
				Exec: 7.850	8.500	8.700	9.100	9.000	9.000	
				ND: -0.800	---	-0.300	-0.300	---	---	
				Final: 11.150	10.800	11.000	12.800	12.300	11.400	69.450
				Place: 77	29	64T	13T	26T	25T	32
33	1041	Izaiha Mlay	WCOGA	Diff: 4.000	3.100	3.700	2.800	4.000	3.600	
				Exec: 8.150	7.000	8.050	9.150	7.600	8.250	
				ND: ---	---	---	---	---	---	
				Final: 12.150	10.100	11.750	11.950	11.600	11.850	69.400
				Place: 44T	49	28	29*	55T	10T	33
34	946	Alexei Tryshev	Top Flight	Diff: 3.600	3.100	2.800	3.200	3.300	3.200	
				Exec: 9.000	7.250	8.650	8.900	8.800	7.850	
				ND: ---	---	-0.300	---	---	---	
				Final: 12.600	10.350	11.150	12.100	12.100	11.050	69.350
				Place: 18T	42	58T	25*	34T	45T	34
35	750	Brendan Strom	Platinum	Diff: 3.600	3.100	3.000	2.800	3.600	2.400	
				Exec: 9.100	7.900	8.550	8.950	8.100	8.500	
				ND: ---	---	-0.300	---	---	---	
				Final: 12.700	11.000	11.250	11.750	11.700	10.900	69.300
				Place: 14T	24T	52*	35T	51T	52T	35
36	250	Neko Berrong	Davis Diamonds	Diff: 3.300	2.800	2.500	3.200	3.400	3.000	
				Exec: 8.900	7.200	8.150	9.350	9.350	8.350	
				ND: ---	---	-0.300	---	---	---	
				Final: 12.200	10.000	10.350	12.550	12.750	11.350	69.200
				Place: 41T	51T	81*	19	12*	30T	36
37	213	Tyler Green	Central Coast	Diff: 3.600	2.500	2.500	2.400	3.300	2.500	
				Exec: 8.750	8.400	9.150	9.150	9.150	7.900	
				ND: ---	---	-0.300	---	---	---	
				Final: 12.350	10.900	11.350	11.550	12.450	10.400	69.000
				Place: 29*	28	46T	48*	24T	67	37
38	1069	Tommy Gersbacher	Yorba Linda	Diff: 3.700	3.300	3.100	2.200	3.100	2.800	
				Exec: 8.200	6.650	8.500	9.050	9.600	8.750	
				ND: ---	---	---	---	---	---	
				Final: 11.900	9.950	11.600	11.250	12.700	11.550	68.950
				Place: 58T	53	36T	62*	15	18T	38
39	790	Misha Romo	SCATS	Diff: 3.600	2.500	3.000	2.400	3.400	2.600	
				Exec: 8.650	7.100	8.550	9.400	9.250	8.700	
				ND: ---	---	-0.300	---	---	---	
				Final: 12.250	9.600	11.250	11.800	12.650	11.300	68.850
				Place: 38T	58T	52*	33T	16*	32T	39
40	306	Ryan Jacobsen	Elevate	Diff: 3.700	3.200	3.700	2.800	3.300	3.300	
				Exec: 8.600	6.300	8.550	8.900	8.550	7.850	
				ND: ---	---	---	---	---	---	
				Final: 12.300	9.500	12.250	11.700	11.850	11.150	68.750
				Place: 33*	60T	14	38T	44T	41	40

2019 Region 1 Championship

Meet Results







Apr 4-7, 2019

Rank	Num	Name	Gym							AA
41	977	Adison Norton*	USA Gym Flairs	Diff: 3.300	3.600	3.400	2.200	2.600	2.500	
				Exec: 8.250	8.000	8.750	8.900	8.700	8.300	
				ND: ---	---	---	-0.100	---	---	
				Final: 11.550	11.600	12.150	11.000	11.300	10.800	68.400
				Place: 71T	13*	15T	73T	65T	59T	41
42T	251	Alexander Miyamoto	Davis Diamonds	Diff: 3.300	2.200	2.500	1.700	3.000	2.200	
				Exec: 9.100	7.700	9.600	9.550	8.800	8.750	
				ND: ---	---	-0.300	---	---	---	
				Final: 12.400	9.900	11.800	11.250	11.800	10.950	68.100
				Place: 25T	54	27	62T	47T	50T	42T
42T	1042	Aathi Muthu	WCOGA	Diff: 3.600	3.600	3.300	2.200	3.000	2.500	
				Exec: 8.750	8.650	7.250	8.200	9.450	7.600	
				ND: ---	---	---	---	---	---	
				Final: 12.350	12.250	10.550	10.400	12.450	10.100	68.100
				Place: 29*	5	78	84	24T	71T	42T
44	943	Luke Doar	Top Flight	Diff: 3.300	2.900	2.800	2.400	3.000	2.900	
				Exec: 8.950	7.500	8.550	9.200	7.900	8.600	
				ND: ---	---	---	---	---	---	
				Final: 12.250	10.400	11.350	11.600	10.900	11.500	68.000
				Place: 38T	39T	46T	46*	76T	20*	44
45	912	Jared Noyman	Stanford	Diff: 3.600	2.600	2.400	2.400	3.200	2.000	
				Exec: 8.700	8.000	8.150	9.250	8.300	9.650	
				ND: ---	---	-0.300	---	---	---	
				Final: 12.300	10.600	10.250	11.650	11.500	11.650	67.950
				Place: 33T	35	84	41*	61	14T	45
46T	1009	Angel Ramos*	VSSG	Diff: 3.900	2.700	3.400	2.400	3.000	3.200	
				Exec: 8.800	7.050	7.550	9.550	8.900	7.550	
				ND: ---	-0.300	-0.300	---	---	---	
				Final: 12.700	9.450	10.650	11.950	11.900	10.750	67.400
				Place: 14T	63	75*	29T	42T	61	46T
46T	304	Ryan Crockett	Elevate	Diff: 3.500	3.200	3.600	2.800	2.900	3.300	
				Exec: 8.200	7.000	8.050	9.000	7.950	7.900	
				ND: ---	---	---	---	---	---	
				Final: 11.700	10.200	11.650	11.800	10.850	11.200	67.400
				Place: 65T	44T	33T	33T	80T	37T	46T
48T	786	Liam Buley	SCATS	Diff: 3.800	2.500	2.900	2.800	3.300	2.900	
				Exec: 8.950	6.400	8.700	8.750	8.150	8.600	
				ND: ---	---	-0.300	-0.100	---	---	
				Final: 12.750	8.900	11.300	11.450	11.450	11.500	67.350
				Place: 12T	74T	49T	52T	62T	20*	48T
48T	942	Orion Darkes	Top Flight	Diff: 3.500	3.200	2.700	2.400	3.200	2.500	
				Exec: 8.650	6.150	9.450	8.900	8.100	8.900	
				ND: ---	---	-0.300	---	---	---	
				Final: 12.150	9.350	11.850	11.300	11.300	11.400	67.350
				Place: 44T	64	25T	59T	65T	25T	48T
48T	490	Richard Flippo	Gymnastics Olympica	Diff: 3.500	2.600	2.600	2.200	2.900	2.300	
				Exec: 8.400	8.500	8.500	8.600	8.750	9.000	
				ND: -0.100	---	-0.300	-0.100	---	---	
				Final: 11.800	11.100	10.800	10.700	11.650	11.300	67.350
				Place: 61T	21T	69	78*	54	32*	48T

2019 Region 1 Championship

Meet Results







Apr 4-7, 2019

Rank	Num	Name	Gym							AA
51	132	Alex Istock	Bayshore Elite	Diff: 3.300	2.900	2.400	2.400	3.300	2.200	
				Exec: 7.700	8.300	9.300	9.150	7.550	9.000	
				ND: ---	---	-0.300	---	---	---	
				Final: 11.000	11.200	11.400	11.550	10.850	11.200	67.200
				Place: 80	19	43T	48*	80T	37T	51
52	673	Anthony Ignacio	Oroville Gymnastics	Diff: 3.100	2.500	2.300	2.200	3.000	2.400	
				Exec: 8.850	8.200	9.200	9.450	8.100	8.450	
				ND: ---	-0.300	-0.300	---	---	---	
				Final: 11.950	10.400	11.200	11.650	11.100	10.850	67.150
				Place: 57	39T	56*	41T	71	55T	52
53	94	Isaac Erickson	Aspire	Diff: 3.500	2.500	2.300	1.800	2.500	3.000	
				Exec: 8.900	7.700	9.200	8.950	9.050	7.850	
				ND: ---	---	-0.300	---	---	---	
				Final: 12.400	10.200	11.200	10.750	11.550	10.850	66.950
				Place: 25*	44T	56*	76T	58T	55T	53
54	529	Owen Yee	Head Over Heels	Diff: 3.700	3.100	2.700	3.200	3.700	3.200	
				Exec: 8.750	7.350	8.550	8.650	7.450	6.550	
				ND: ---	---	---	-0.100	---	---	
				Final: 12.450	10.450	11.250	11.750	11.150	9.750	66.800
				Place: 23T	37T	52T	35T	70	79	54
55	674	Robby McCaffrey	Oroville Gymnastics	Diff: 3.400	2.400	2.100	2.400	2.700	2.300	
				Exec: 8.700	6.900	9.500	9.000	8.900	8.600	
				ND: ---	---	-0.300	---	---	---	
				Final: 12.100	9.300	11.300	11.400	11.600	10.900	66.600
				Place: 49T	65T	49T	54*	55T	52T	55
56	169	Miki Korol	CGC	Diff: 3.500	2.700	3.500	3.200	3.100	3.200	
				Exec: 8.300	5.800	8.650	9.500	8.850	6.250	
				ND: ---	---	---	---	---	---	
				Final: 11.800	8.500	12.150	12.700	11.950	9.450	66.550
				Place: 61T	80T	15T	15*	41	82T	56
57T	308	Kelsey Watkins	Elevate	Diff: 3.400	2.500	2.800	3.200	3.200	3.200	
				Exec: 8.300	5.800	7.100	9.100	9.550	8.200	
				ND: ---	---	---	---	---	---	
				Final: 11.700	8.300	9.900	12.300	12.750	11.400	66.350
				Place: 65T	84	87	20	12T	25T	57T
57T	236	Rex Kerby*	Dauntless	Diff: 3.500	2.600	2.500	2.400	3.300	3.100	
				Exec: 8.600	6.400	9.500	9.200	8.600	6.950	
				ND: ---	---	-0.300	---	---	---	
				Final: 12.100	9.000	11.700	11.600	11.900	10.050	66.350
				Place: 49T	72T	29*	46*	42T	74T	57T
57T	877	Drake Shallahamer	South Coast	Diff: 3.600	2.600	2.400	2.200	3.200	3.300	
				Exec: 8.500	6.900	8.850	9.050	8.550	7.500	
				ND: ---	---	-0.300	---	---	---	
				Final: 12.100	9.500	10.950	11.250	11.750	10.800	66.350
				Place: 49T	60T	66T	62*	50	59T	57T
60	154	Eli Potruch	Broadway	Diff: 3.400	2.400	3.200	2.300	3.000	2.300	
				Exec: 8.050	6.950	8.250	9.100	9.150	8.750	
				ND: ---	-0.300	-0.300	---	---	---	
				Final: 11.450	9.050	11.150	11.400	12.150	11.050	66.250
				Place: 73	71	58T	54T	32T	45T	60

2019 Region 1 Championship

Meet Results







Apr 4-7, 2019

Rank	Num	Name	Gym							AA
61T	424	Collin Tons	GymJam	Diff: 3.800	2.000	3.100	2.200	2.900	2.700	
				Exec: 8.200	7.100	8.550	9.050	8.800	7.800	
				ND: ---	---	-0.300	---	---	---	
				Final: 12.000	9.100	11.350	11.250	11.700	10.500	65.900
				Place: 53T	68T	46T	62*	51T	64T	61T
61T	747	Evan Fields	Platinum	Diff: 3.200	2.600	2.600	2.400	2.800	2.000	
				Exec: 8.450	7.000	8.450	9.050	8.650	9.000	
				ND: ---	---	-0.300	---	---	---	
				Final: 11.650	9.600	10.750	11.450	11.450	11.000	65.900
				Place: 69	58T	70T	52T	62T	48T	61T
61T	131	Joseph Conley	Bayshore Elite	Diff: 3.200	2.800	2.300	2.200	2.600	2.300	
				Exec: 8.150	7.900	9.000	8.950	8.350	8.550	
				ND: ---	---	-0.300	-0.100	---	---	
				Final: 11.350	10.700	11.000	11.050	10.950	10.850	65.900
				Place: 74T	31T	64T	71T	74T	55T	61T
64	98	Jake Schwartz	Aspire	Diff: 3.000	2.400	2.300	1.900	2.600	2.000	
				Exec: 8.700	7.800	9.500	9.150	8.950	7.850	
				ND: ---	---	-0.300	---	---	---	
				Final: 11.700	10.200	11.500	11.050	11.550	9.850	65.850
				Place: 65T	44T	40T	71T	58T	78	64
65T	944	Gabriel Gavilan	Top Flight	Diff: 3.400	3.500	2.700	2.400	3.600	2.600	
				Exec: 8.400	6.900	9.200	9.250	8.200	5.950	
				ND: ---	---	-0.300	---	---	---	
				Final: 11.800	10.400	11.600	11.650	11.800	8.550	65.800
				Place: 61*	39T	36T	41*	47T	88	65T
65T	155	Jayden Thomas	Broadway	Diff: 3.500	2.800	2.500	2.300	3.100	2.100	
				Exec: 8.550	6.100	8.450	9.000	9.550	8.150	
				ND: ---	---	-0.300	---	---	---	
				Final: 12.050	8.900	10.650	11.300	12.650	10.250	65.800
				Place: 52	74*	75T	59T	16T	70	65T
67	385	Porter Hansen*	Gym Nevada	Diff: 3.400	2.800	2.600	3.200	3.000	3.000	
				Exec: 8.400	6.100	8.100	9.050	9.050	7.300	
				ND: ---	---	-0.300	---	---	---	
				Final: 11.800	8.900	10.400	12.250	12.050	10.300	65.700
				Place: 61*	74*	80	21	37T	69	67
68	263	Xavier Grundler	Demaray's	Diff: 3.200	3.100	2.500	2.300	3.200	2.100	
				Exec: 9.000	6.950	8.550	9.200	7.850	7.900	
				ND: ---	---	-0.300	---	---	---	
				Final: 12.200	10.050	10.750	11.500	11.050	10.000	65.550
				Place: 41T	50	70*	51	72T	76T	68
69	789	Elias Orlino	SCATS	Diff: 3.700	2.300	2.600	2.400	2.900	2.400	
				Exec: 7.850	7.200	8.850	9.150	8.050	8.800	
				ND: ---	-1.000	-0.300	---	---	---	
				Final: 11.550	8.500	11.150	11.550	10.950	11.200	64.900
				Place: 71T	80T	58T	48*	74T	37T	69
70	718	Sam Morelos	Perfect 10	Diff: 3.100	3.200	2.800	2.200	3.200	2.300	
				Exec: 8.250	7.500	7.200	8.800	8.350	7.800	
				ND: ---	---	---	---	---	---	
				Final: 11.350	10.700	10.000	11.000	11.550	10.100	64.700
				Place: 74T	31T	86	73T	58T	71T	70

2019 Region 1 Championship

Meet Results







Apr 4-7, 2019

Rank	Num	Name	Gym							AA
71	407	Luke Bender	Gym World Central	Diff: 3.400	2.800	2.900	1.900	2.800	1.700	
				Exec: 8.600	6.200	7.800	9.300	9.200	7.800	
				ND: ---	---	---	---	---	---	
				Final: 12.000	9.000	10.700	11.200	12.000	9.500	64.400
				Place: 53T	72T	74	67T	39T	81	71
72	374	Dylan Cho	Golden State	Diff: 3.300	1.600	2.500	2.200	2.600	2.000	
				Exec: 8.850	8.250	7.450	9.000	7.900	8.900	
				ND: ---	---	-0.300	---	---	---	
				Final: 12.150	9.850	9.650	11.200	10.500	10.900	64.250
				Place: 44*	55	90	67*	85	52T	72
73	513	Nicolas Cruz	Hawaiian Twisters	Diff: 3.600	3.000	2.900	2.400	3.300	2.700	
				Exec: 8.900	7.150	7.150	8.200	8.900	6.200	
				ND: ---	---	-0.300	---	---	---	
				Final: 12.500	10.150	9.750	10.600	12.200	8.900	64.100
				Place: 21*	47T	89	81T	29T	87	73
74	945	Hendrix Leung	Top Flight	Diff: 2.500	2.800	2.500	2.200	2.900	2.000	
				Exec: 8.550	7.000	8.650	7.800	8.400	8.650	
				ND: ---	---	-0.300	---	---	---	
				Final: 11.050	9.800	10.850	10.000	11.300	10.650	63.650
				Place: 79	56T	68	86	65T	63	74
75	93	Max Betts	Aspire	Diff: 3.300	2.400	2.300	1.800	3.100	2.300	
				Exec: 8.600	6.050	8.500	8.500	8.200	8.800	
				ND: ---	---	-0.300	---	---	---	
				Final: 11.900	8.450	10.500	10.300	11.300	11.100	63.550
				Place: 58T	82	79	85	65T	42*	75
76	587	Conor Flynn	Liberty	Diff: 3.700	1.500	2.500	2.200	2.900	2.300	
				Exec: 7.150	7.850	8.900	9.150	8.000	9.050	
				ND: ---	-2.000	-0.300	---	---	---	
				Final: 10.850	7.350	11.100	11.350	10.900	11.350	62.900
				Place: 81	87	61	58	76T	30T	76
77	96	Stockton Ringenbach	Aspire	Diff: 3.100	1.800	2.300	1.700	2.500	2.000	
				Exec: 8.500	6.950	9.400	9.050	8.150	8.100	
				ND: ---	-1.000	-0.300	---	---	---	
				Final: 11.600	7.750	11.400	10.750	10.650	10.100	62.250
				Place: 70	85	43T	76T	84	71T	77
78	278	Jake Zakas	EDGE	Diff: 3.300	1.900	2.500	2.400	2.900	2.100	
				Exec: 8.400	6.300	8.150	8.300	8.700	8.250	
				ND: ---	-1.000	-0.300	-0.100	---	---	
				Final: 11.700	7.200	10.350	10.600	11.600	10.350	61.800
				Place: 65T	88	81*	81T	55T	68	78
79	206	Thomas Abrahamson	Cal Sports- Race St.	Diff: 3.200	2.500	2.400	2.200	2.800	2.300	
				Exec: 8.000	6.800	8.200	8.600	6.550	8.150	
				ND: ---	---	-0.300	-0.100	---	---	
				Final: 11.200	9.300	10.300	10.700	9.350	10.450	61.300
				Place: 76	65T	83	78*	91	66	79
80	191	Risav Roy	Cal Sports - GO	Diff: 3.000	1.700	3.400	2.200	2.800	2.300	
				Exec: 7.200	6.950	7.550	7.750	8.500	8.200	
				ND: ---	---	-0.300	---	---	---	
				Final: 10.200	8.650	10.650	9.950	11.300	10.500	61.250
				Place: 83T	78	75*	87	65T	64T	80

2019 Region 1 Championship

Meet Results







Apr 4-7, 2019

Rank	Num	Name	Gym							AA
81	69	Jacob Wetzel	Arizona Prestige	Diff: 3.300	3.200	2.800	2.200	2.900	2.300	
				Exec: 6.600	6.600	7.650	9.000	7.550	7.050	
				ND: ---	---	-0.300	---	---	---	
				Final: 9.900	9.800	10.150	11.200	10.450	9.350	60.850
				Place: 85	56T	85	67*	86T	85	81
82	884	William Mueller	Southwest	Diff: 3.000	2.500	2.400	2.200	2.500	2.000	
				Exec: 8.100	6.600	8.650	8.850	7.950	6.250	
				ND: ---	---	-0.300	-0.100	---	---	
				Final: 11.100	9.100	10.750	10.950	10.450	8.250	60.600
				Place: 78	68T	70T	75	86T	89	82
83	207	Nickolas Halteh	Cal Sports- Race St.	Diff: 3.400	2.400	3.300	2.200	2.700	2.000	
				Exec: 6.400	6.200	8.450	8.600	7.450	7.450	
				ND: ---	-1.000	-0.300	-0.300	---	---	
				Final: 9.800	7.600	11.450	10.500	10.150	9.450	58.950
				Place: 86	86	42	83	88	82T	83
84	234	A.J Cesar	Dauntless	Diff: 3.300	1.400	2.500	2.200	2.900	2.000	
				Exec: 7.500	5.050	9.100	9.050	6.500	7.300	
				ND: -0.300	-2.000	-0.300	---	---	---	
				Final: 10.500	4.450	11.300	11.250	9.400	9.300	56.200
				Place: 82	90	49T	62*	90	86	84
85	788	John Kelly	SCATS	Diff: 0.000	2.500	3.300	3.200	2.800	2.300	
				Exec: 0.000	7.950	8.050	8.800	7.900	8.800	
				ND: ---	---	-0.300	-0.100	---	---	
				Final: 0.000	10.450	11.050	11.900	10.700	11.100	55.200
				Place: 87*	37T	62T	32	83	42*	85
86	5	Strother Ramsay	AGC-SF	Diff: 3.400	1.900	2.500	2.200	2.700	1.800	
				Exec: 6.800	2.150	7.600	8.900	8.150	5.000	
				ND: ---	-1.000	-0.300	---	---	---	
				Final: 10.200	3.050	9.800	11.100	10.850	6.800	51.800
				Place: 83T	91	88	70	80T	90	86
87	127	Kian Miremadi	Azarian	Diff: 0.000	3.300	3.300	0.000	3.100	2.500	
				Exec: 0.000	7.650	8.850	0.000	8.750	8.550	
				ND: ---	---	---	---	---	---	
				Final: 0.000	10.950	12.150	0.000	11.850	11.050	46.000
				Place: 87*	26T	15T	88*	44*	45T	87
88	908	Christian Abran	Stanford	Diff: 0.000	3.400	2.700	2.400	3.300	0.000	
				Exec: 0.000	7.600	8.550	8.250	7.600	0.000	
				ND: ---	---	-0.300	---	---	---	
				Final: 0.000	11.000	10.950	10.650	10.900	0.000	43.500
				Place: 87*	24T	66T	80	76T	91	88
89	2	Zachary Bernard	AGC-SF	Diff: 3.400	2.800	---	0.000	2.700	2.300	
				Exec: 8.500	5.750	---	0.000	8.350	7.300	
				ND: ---	---	---	---	---	---	
				Final: 11.900	8.550	0.000	0.000	11.050	9.600	41.100
				Place: 58T	79	91	88*	72T	80	89
90	373	Paul Acker	Golden State	Diff: 0.000	2.800	2.500	0.000	3.200	2.500	
				Exec: 0.000	6.100	8.550	0.000	8.600	6.950	
				ND: ---	---	-0.300	---	---	---	
				Final: 0.000	8.900	10.750	0.000	11.800	9.450	40.900
				Place: 87*	74*	70*	88*	47T	82T	90

2019 Region 1 Championship

Meet Results

Apr 4-7, 2019

Rank	Num	Name	Gym							AA
91	334	Nicolai Vazquez	GW	Diff: 0.000	2.600	3.500	0.000	2.400	2.500	
				Exec: 0.000	2.850	8.150	0.000	7.300	7.550	
				ND: ---:---	---	---	---	---	---	
				Final: 0.000	5.450	11.650	0.000	9.700	10.050	36.850
				Place: 87*	89	33T	88*	89	74T	91