

2019 Region 1 Championship







Meet Results

Men / 9 / 14 yrs.

Session: 06

Apr 4-7, 2019







Judge's Signatures

Rank	Num	Name	Gym							AA
1	492	Kaien Orion*	Gymnastics Olympica	Diff: 4.100	3.400	3.700	4.000	3.500	3.000	
				Exec: 9.000	8.500	9.300	9.200	9.600	9.100	
				ND: ---	---	---	---	---	---	
				Final: 13.100	11.900	13.000	13.200	13.100	12.100	76.400
				Place: 1	5*	2	7	2	2	1
2	488	Arun Chhetri*	Gymnastics Olympica	Diff: 3.800	4.000	4.200	4.000	4.200	3.700	
				Exec: 8.750	8.850	8.200	9.500	8.000	9.050	
				ND: -0.100	---	---	---	---	---	
				Final: 12.450	12.850	12.400	13.500	12.200	12.750	76.150
				Place: 13	1	7	3	16	1	2
3	1039	Tyler Flores*	WCOGA	Diff: 3.800	4.400	3.600	4.000	4.100	3.500	
				Exec: 8.550	7.800	8.900	9.250	9.450	8.400	
				ND: ---	---	---	---	---	---	
				Final: 12.350	12.200	12.500	13.250	13.550	11.900	75.750
				Place: 16T	3	4T	6	1	3*	3
4	1038	Colin Flores*	WCOGA	Diff: 3.900	3.600	4.000	4.000	4.400	4.300	
				Exec: 8.900	8.000	9.100	9.350	8.500	6.550	
				ND: ---	---	---	---	---	---	
				Final: 12.800	11.600	13.100	13.350	12.900	10.850	74.600
				Place: 5	8*	1	5	5	35	4
5	494	Zach Smollin	Gymnastics Olympica	Diff: 3.900	2.800	3.300	3.300	3.200	3.400	
				Exec: 9.100	8.450	8.650	9.300	9.450	8.000	
				ND: ---	-0.300	---	---	---	---	
				Final: 13.000	10.950	11.950	12.600	12.650	11.400	72.550
				Place: 2	14T	14T	11	7T	16T	5
6	1043	Matthew Navarro*	WCOGA	Diff: 3.500	3.700	3.600	3.200	3.500	3.400	
				Exec: 8.800	8.250	8.950	8.950	8.200	8.450	
				ND: ---	---	---	---	---	---	
				Final: 12.300	11.950	12.550	12.150	11.700	11.850	72.500
				Place: 19*	4	3	15*	28T	5T	6
7	657	Ryan Barela*	North Valley	Diff: 3.500	2.400	3.700	4.000	3.300	3.200	
				Exec: 8.900	7.750	8.750	9.400	9.300	8.550	
				ND: ---	---	-0.300	---	---	---	
				Final: 12.400	10.150	12.150	13.400	12.600	11.750	72.450
				Place: 14T	30	8T	4	9	7	7
8	3	Eric Chan*	AGC-SF	Diff: 3.700	3.400	3.800	2.800	3.100	3.500	
				Exec: 8.600	8.500	8.700	9.150	8.750	8.400	
				ND: ---	---	---	---	---	---	
				Final: 12.300	11.900	12.500	11.950	11.850	11.900	72.400
				Place: 19T	5*	4T	20*	25*	3*	8
9	589	Miles Walker	WCOGA	Diff: 3.600	3.100	3.400	4.000	3.400	3.200	
				Exec: 8.600	7.900	8.800	9.550	8.850	8.300	
				ND: ---	-0.300	-0.300	---	---	---	
				Final: 12.200	10.700	11.900	13.550	12.250	11.500	72.100
				Place: 24T	19T	16	2	15	12T	9
10	305	Nicholas Davisio*	Elevate	Diff: 3.300	3.000	3.500	4.000	3.100	2.900	
				Exec: 8.850	7.300	8.550	9.600	8.950	8.750	
				ND: ---	---	---	---	---	---	
				Final: 12.150	10.300	12.050	13.600	12.050	11.650	71.800
				Place: 26*	27	13	1	21T	8T	10

2019 Region 1 Championship

Meet Results







Apr 4-7, 2019

Rank	Num	Name	Gym							AA
11	1037	Brandon Dang*	WCOGA	Diff: 3.500	3.800	3.300	2.400	3.700	3.100	
				Exec: 8.800	8.100	8.500	9.000	9.250	8.100	
				ND: ---	---	-0.300	---	---	---	
				Final: 12.300	11.900	11.500	11.400	12.950	11.200	71.250
				Place: 19*	5T	25T	33T	4	23T	11
12	97	Adrian Rodriguez*	Aspire	Diff: 3.900	3.300	3.600	3.200	3.400	3.100	
				Exec: 9.000	8.150	8.550	8.900	7.500	8.450	
				ND: ---	---	---	---	---	---	
				Final: 12.900	11.450	12.150	12.100	10.900	11.550	71.050
				Place: 3	10	8T	17*	45T	11	12
13	361	Elijah Ariss	Go For It USA	Diff: 4.100	3.500	3.500	3.200	3.800	3.500	
				Exec: 8.800	7.150	8.750	8.200	9.200	8.000	
				ND: -0.300	---	-0.300	-0.100	---	---	
				Final: 12.600	10.650	11.950	11.300	13.000	11.500	71.000
				Place: 10T	21	14T	36T	3	12T	13
14	235	Skylar Graves*	Dauntless	Diff: 4.100	3.100	3.500	2.800	3.400	3.300	
				Exec: 8.750	6.400	9.000	9.050	8.700	8.350	
				ND: ---	---	---	-0.100	---	---	
				Final: 12.850	9.500	12.500	11.750	12.100	11.650	70.350
				Place: 4	39	4T	25T	18T	8T	14
15T	658	Nicholas Lester	North Valley	Diff: 3.400	2.300	2.500	3.200	3.200	3.000	
				Exec: 9.200	8.450	9.500	8.950	9.100	7.700	
				ND: ---	---	-0.300	---	---	---	
				Final: 12.600	10.750	11.700	12.150	12.300	10.700	70.200
				Place: 10T	18	20	15*	13T	38	15T
15T	876	Kieran Cacciatore	South Coast	Diff: 3.800	3.700	3.100	3.200	3.800	2.500	
				Exec: 8.850	7.400	8.550	9.000	8.300	8.500	
				ND: -0.500	---	---	---	---	---	
				Final: 12.150	11.100	11.650	12.200	12.100	11.000	70.200
				Place: 26T	11T	21T	14	18T	30T	15T
17	95	Simon Lipp	Aspire	Diff: 3.300	2.400	3.300	3.200	3.100	3.000	
				Exec: 8.700	8.150	8.300	8.900	9.450	8.100	
				ND: ---	---	---	---	---	---	
				Final: 12.000	10.550	11.600	12.100	12.550	11.100	69.900
				Place: 32T	23	24	17*	10	25T	17
18	841	Robbie Grangetto	Seawind	Diff: 3.700	2.400	3.100	3.200	2.700	2.300	
				Exec: 9.050	7.900	8.450	9.600	8.750	9.000	
				ND: ---	-0.300	-0.300	---	---	---	
				Final: 12.750	10.000	11.250	12.800	11.450	11.300	69.550
				Place: 6T	33	33T	8T	37T	21*	18
19	586	Khalen Curry	Liberty	Diff: 4.100	2.300	2.600	4.000	3.300	2.400	
				Exec: 7.850	8.500	8.700	9.100	9.000	9.000	
				ND: -0.800	---	-0.300	-0.300	---	---	
				Final: 11.150	10.800	11.000	12.800	12.300	11.400	69.450
				Place: 46	17	39	8T	13T	16T	19
20	1041	Izaiha Mlay	WCOGA	Diff: 4.000	3.100	3.700	2.800	4.000	3.600	
				Exec: 8.150	7.000	8.050	9.150	7.600	8.250	
				ND: ---	---	---	---	---	---	
				Final: 12.150	10.100	11.750	11.950	11.600	11.850	69.400
				Place: 26T	31	19	20*	32T	5T	20

2019 Region 1 Championship

Meet Results







Apr 4-7, 2019

Rank	Num	Name	Gym							AA
21	946	Alexei Tryshev	Top Flight	Diff: 3.600	3.100	2.800	3.200	3.300	3.200	
				Exec: 9.000	7.250	8.650	8.900	8.800	7.850	
				ND: ---	---	-0.300	---	---	---	
				Final: 12.600	10.350	11.150	12.100	12.100	11.050	69.350
				Place: 10T	26	35T	17*	18T	27T	21
22	750	Brendan Strom	Platinum	Diff: 3.600	3.100	3.000	2.800	3.600	2.400	
				Exec: 9.100	7.900	8.550	8.950	8.100	8.500	
				ND: ---	---	-0.300	---	---	---	
				Final: 12.700	11.000	11.250	11.750	11.700	10.900	69.300
				Place: 8T	13	33T	25T	28T	33T	22
23	213	Tyler Green	Central Coast	Diff: 3.600	2.500	2.500	2.400	3.300	2.500	
				Exec: 8.750	8.400	9.150	9.150	9.150	7.900	
				ND: ---	---	-0.300	---	---	---	
				Final: 12.350	10.900	11.350	11.550	12.450	10.400	69.000
				Place: 16*	16	28T	29	11T	43	23
24	977	Adison Norton*	USA Gym Flairs	Diff: 3.300	3.600	3.400	2.200	2.600	2.500	
				Exec: 8.250	8.000	8.750	8.900	8.700	8.300	
				ND: ---	---	---	-0.100	---	---	
				Final: 11.550	11.600	12.150	11.000	11.300	10.800	68.400
				Place: 42	8*	8T	46T	40T	36	24
25T	251	Alexander Miyamoto	Davis Diamonds	Diff: 3.300	2.200	2.500	1.700	3.000	2.200	
				Exec: 9.100	7.700	9.600	9.550	8.800	8.750	
				ND: ---	---	-0.300	---	---	---	
				Final: 12.400	9.900	11.800	11.250	11.800	10.950	68.100
				Place: 14T	34	18	39T	27	32	25T
25T	1042	Aathi Muthu	WCOGA	Diff: 3.600	3.600	3.300	2.200	3.000	2.500	
				Exec: 8.750	8.650	7.250	8.200	9.450	7.600	
				ND: ---	---	---	---	---	---	
				Final: 12.350	12.250	10.550	10.400	12.450	10.100	68.100
				Place: 16*	2	48	53	11T	47T	25T
27	943	Luke Doar	Top Flight	Diff: 3.300	2.900	2.800	2.400	3.000	2.900	
				Exec: 8.950	7.500	8.550	9.200	7.900	8.600	
				ND: ---	---	---	---	---	---	
				Final: 12.250	10.400	11.350	11.600	10.900	11.500	68.000
				Place: 23	25	28T	28	45T	12*	27
28	912	Jared Noyman	Stanford	Diff: 3.600	2.600	2.400	2.400	3.200	2.000	
				Exec: 8.700	8.000	8.150	9.250	8.300	9.650	
				ND: ---	---	-0.300	---	---	---	
				Final: 12.300	10.600	10.250	11.650	11.500	11.650	67.950
				Place: 19T	22	52	27	36	8T	28
29T	1009	Angel Ramos*	VSSG	Diff: 3.900	2.700	3.400	2.400	3.000	3.200	
				Exec: 8.800	7.050	7.550	9.550	8.900	7.550	
				ND: ---	-0.300	-0.300	---	---	---	
				Final: 12.700	9.450	10.650	11.950	11.900	10.750	67.400
				Place: 8T	40	45*	20T	24	37	29T
29T	304	Ryan Crockett	Elevate	Diff: 3.500	3.200	3.600	2.800	2.900	3.300	
				Exec: 8.200	7.000	8.050	9.000	7.950	7.900	
				ND: ---	---	---	---	---	---	
				Final: 11.700	10.200	11.650	11.800	10.850	11.200	67.400
				Place: 37T	28T	21T	24	48T	23T	29T

2019 Region 1 Championship

Meet Results







Apr 4-7, 2019

Rank	Num	Name	Gym							AA
31T	786	Liam Buley	SCATS	Diff: 3.800	2.500	2.900	2.800	3.300	2.900	
				Exec: 8.950	6.400	8.700	8.750	8.150	8.600	
				ND: ---	---	-0.300	-0.100	---	---	
				Final: 12.750	8.900	11.300	11.450	11.450	11.500	67.350
				Place: 6T	46T	31T	31T	37T	12*	31T
31T	942	Orion Darkes	Top Flight	Diff: 3.500	3.200	2.700	2.400	3.200	2.500	
				Exec: 8.650	6.150	9.450	8.900	8.100	8.900	
				ND: ---	---	-0.300	---	---	---	
				Final: 12.150	9.350	11.850	11.300	11.300	11.400	67.350
				Place: 26T	41	17	36T	40T	16T	31T
31T	490	Richard Flippo	Gymnastics Olympica	Diff: 3.500	2.600	2.600	2.200	2.900	2.300	
				Exec: 8.400	8.500	8.500	8.600	8.750	9.000	
				ND: -0.100	---	-0.300	-0.100	---	---	
				Final: 11.800	11.100	10.800	10.700	11.650	11.300	67.350
				Place: 34T	11T	41	49*	31	21*	31T
34	169	Miki Korol	CGC	Diff: 3.500	2.700	3.500	3.200	3.100	3.200	
				Exec: 8.300	5.800	8.650	9.500	8.850	6.250	
				ND: ---	---	---	---	---	---	
				Final: 11.800	8.500	12.150	12.700	11.950	9.450	66.550
				Place: 34T	50	8T	10	23	52T	34
35	308	Kelsey Watkins	Elevate	Diff: 3.400	2.500	2.800	3.200	3.200	3.200	
				Exec: 8.300	5.800	7.100	9.100	9.550	8.200	
				ND: ---	---	---	---	---	---	
				Final: 11.700	8.300	9.900	12.300	12.750	11.400	66.350
				Place: 37T	51	55	12	6	16T	35
36	154	Eli Potruch	Broadway	Diff: 3.400	2.400	3.200	2.300	3.000	2.300	
				Exec: 8.050	6.950	8.250	9.100	9.150	8.750	
				ND: ---	-0.300	-0.300	---	---	---	
				Final: 11.450	9.050	11.150	11.400	12.150	11.050	66.250
				Place: 43	45	35T	33T	17	27T	36
37T	424	Collin Tons	GymJam	Diff: 3.800	2.000	3.100	2.200	2.900	2.700	
				Exec: 8.200	7.100	8.550	9.050	8.800	7.800	
				ND: ---	---	-0.300	---	---	---	
				Final: 12.000	9.100	11.350	11.250	11.700	10.500	65.900
				Place: 32T	43T	28T	39*	28T	40T	37T
37T	747	Evan Fields	Platinum	Diff: 3.200	2.600	2.600	2.400	2.800	2.000	
				Exec: 8.450	7.000	8.450	9.050	8.650	9.000	
				ND: ---	---	-0.300	---	---	---	
				Final: 11.650	9.600	10.750	11.450	11.450	11.000	65.900
				Place: 41	38	42T	31T	37T	30T	37T
39	98	Jake Schwartz	Aspire	Diff: 3.000	2.400	2.300	1.900	2.600	2.000	
				Exec: 8.700	7.800	9.500	9.150	8.950	7.850	
				ND: ---	---	-0.300	---	---	---	
				Final: 11.700	10.200	11.500	11.050	11.550	9.850	65.850
				Place: 37T	28T	25T	45	34T	51	39
40	155	Jayden Thomas	Broadway	Diff: 3.500	2.800	2.500	2.300	3.100	2.100	
				Exec: 8.550	6.100	8.450	9.000	9.550	8.150	
				ND: ---	---	-0.300	---	---	---	
				Final: 12.050	8.900	10.650	11.300	12.650	10.250	65.800
				Place: 31	46*	45T	36T	7T	46	40

2019 Region 1 Championship

Meet Results

Apr 4-7, 2019

Rank	Num	Name	Gym							AA
41	385	Porter Hansen*	Gym Nevada	Diff: 3.400	2.800	2.600	3.200	3.000	3.000	
				Exec: 8.400	6.100	8.100	9.050	9.050	7.300	
				ND: ---	---	-0.300	---	---	---	
				Final: 11.800	8.900	10.400	12.250	12.050	10.300	65.700
				Place: 34T	46*	49	13	21T	45	41
42	263	Xavier Grundler	Demaray's	Diff: 3.200	3.100	2.500	2.300	3.200	2.100	
				Exec: 9.000	6.950	8.550	9.200	7.850	7.900	
				ND: ---	---	-0.300	---	---	---	
				Final: 12.200	10.050	10.750	11.500	11.050	10.000	65.550
				Place: 24T	32	42T	30	44	50	42
43	718	Sam Morelos	Perfect 10	Diff: 3.100	3.200	2.800	2.200	3.200	2.300	
				Exec: 8.250	7.500	7.200	8.800	8.350	7.800	
				ND: ---	---	---	---	---	---	
				Final: 11.350	10.700	10.000	11.000	11.550	10.100	64.700
				Place: 44	19T	54	46T	34T	47T	43
44	374	Dylan Cho	Golden State	Diff: 3.300	1.600	2.500	2.200	2.600	2.000	
				Exec: 8.850	8.250	7.450	9.000	7.900	8.900	
				ND: ---	---	-0.300	---	---	---	
				Final: 12.150	9.850	9.650	11.200	10.500	10.900	64.250
				Place: 26*	35	57	42*	51	33T	44
45	945	Hendrix Leung	Top Flight	Diff: 2.500	2.800	2.500	2.200	2.900	2.000	
				Exec: 8.550	7.000	8.650	7.800	8.400	8.650	
				ND: ---	---	-0.300	---	---	---	
				Final: 11.050	9.800	10.850	10.000	11.300	10.650	63.650
				Place: 48	36T	40	54	40T	39	45
46	587	Conor Flynn	Liberty	Diff: 3.700	1.500	2.500	2.200	2.900	2.300	
				Exec: 7.150	7.850	8.900	9.150	8.000	9.050	
				ND: ---	-2.000	-0.300	---	---	---	
				Final: 10.850	7.350	11.100	11.350	10.900	11.350	62.900
				Place: 49	53	37	35	45T	20	46
47	278	Jake Zakas	EDGE	Diff: 3.300	1.900	2.500	2.400	2.900	2.100	
				Exec: 8.400	6.300	8.150	8.300	8.700	8.250	
				ND: ---	-1.000	-0.300	-0.100	---	---	
				Final: 11.700	7.200	10.350	10.600	11.600	10.350	61.800
				Place: 37T	54	50	51	32T	44	47
48	206	Thomas Abrahamson	Cal Sports- Race St.	Diff: 3.200	2.500	2.400	2.200	2.800	2.300	
				Exec: 8.000	6.800	8.200	8.600	6.550	8.150	
				ND: ---	---	-0.300	-0.100	---	---	
				Final: 11.200	9.300	10.300	10.700	9.350	10.450	61.300
				Place: 45	42	51	49*	57	42	48
49	191	Risav Roy	Cal Sports - GO	Diff: 3.000	1.700	3.400	2.200	2.800	2.300	
				Exec: 7.200	6.950	7.550	7.750	8.500	8.200	
				ND: ---	---	-0.300	---	---	---	
				Final: 10.200	8.650	10.650	9.950	11.300	10.500	61.250
				Place: 51T	49	45*	55	40T	40T	49
50	69	Jacob Wetzel	Arizona Prestige	Diff: 3.300	3.200	2.800	2.200	2.900	2.300	
				Exec: 6.600	6.600	7.650	9.000	7.550	7.050	
				ND: ---	---	-0.300	---	---	---	
				Final: 9.900	9.800	10.150	11.200	10.450	9.350	60.850
				Place: 53	36T	53	42*	52T	54	50







2019 Region 1 Championship

Meet Results

Men / 9 / 14 yrs.

Session: 06

Apr 4-7, 2019

Rank	Num	Name	Gym							AA
51	884	William Mueller	Southwest	Diff: 3.000	2.500	2.400	2.200	2.500	2.000	
				Exec: 8.100	6.600	8.650	8.850	7.950	6.250	
				ND: ---	---	-0.300	-0.100	---	---	
				Final: 11.100	9.100	10.750	10.950	10.450	8.250	60.600
				Place: 47	43T	42T	48	52T	56	51
52	207	Nickolas Halteh	Cal Sports- Race St.	Diff: 3.400	2.400	3.300	2.200	2.700	2.000	
				Exec: 6.400	6.200	8.450	8.600	7.450	7.450	
				ND: ---	-1.000	-0.300	-0.300	---	---	
				Final: 9.800	7.600	11.450	10.500	10.150	9.450	58.950
				Place: 54	52	27	52	54	52T	52
53	234	A.J Cesar	Dauntless	Diff: 3.300	1.400	2.500	2.200	2.900	2.000	
				Exec: 7.500	5.050	9.100	9.050	6.500	7.300	
				ND: -0.300	-2.000	-0.300	---	---	---	
				Final: 10.500	4.450	11.300	11.250	9.400	9.300	56.200
				Place: 50	56	31T	39*	56	55	53
54	788	John Kelly	SCATS	Diff: 0.000	2.500	3.300	3.200	2.800	2.300	
				Exec: 0.000	7.950	8.050	8.800	7.900	8.800	
				ND: ---	---	-0.300	-0.100	---	---	
				Final: 0.000	10.450	11.050	11.900	10.700	11.100	55.200
				Place: 55*	24	38	23	50	25T	54
55	5	Strother Ramsay	AGC-SF	Diff: 3.400	1.900	2.500	2.200	2.700	1.800	
				Exec: 6.800	2.150	7.600	8.900	8.150	5.000	
				ND: ---	-1.000	-0.300	---	---	---	
				Final: 10.200	3.050	9.800	11.100	10.850	6.800	51.800
				Place: 51T	57	56	44	48T	57	55
56	127	Kian Miremadi	Azarian	Diff: 0.000	3.300	3.300	0.000	3.100	2.500	
				Exec: 0.000	7.650	8.850	0.000	8.750	8.550	
				ND: ---	---	---	---	---	---	
				Final: 0.000	10.950	12.150	0.000	11.850	11.050	46.000
				Place: 55*	14T	8T	56*	25*	27T	56
57	334	Nicolai Vazquez	GW	Diff: 0.000	2.600	3.500	0.000	2.400	2.500	
				Exec: 0.000	2.850	8.150	0.000	7.300	7.550	
				ND: ---	---	---	---	---	---	
				Final: 0.000	5.450	11.650	0.000	9.700	10.050	36.850
				Place: 55*	55	21T	56*	55	49	57