

2019 Region 1 Championship







Meet Results

Men / 8 / 12 yrs.

Session: 05

Apr 4-7, 2019







Judge's Signatures

Rank	Num	Name	Gym							AA
1	480	Jaden Bottarini*	Gymnastics Olympica	Diff: 4.200	4.600	4.000	4.000	3.500	3.400	
				Exec: 9.500	9.200	9.600	9.300	8.500	9.250	
				ND: -----	-----	-----	-----	-----	-----	
				Final: 13.700	13.800	13.600	13.300	12.000	12.650	79.050
				Place: 1	1	1	1	19	1	1
2	302	Preston Ngai*	Elevate	Diff: 4.300	5.400	4.300	4.000	3.900	3.300	
				Exec: 9.000	8.300	9.100	8.050	8.850	8.550	
				ND: -----	-----	-----	-0.100	-----	-----	
				Final: 13.300	13.700	13.400	11.950	12.750	11.850	76.950
				Place: 2*	2	2	8	7T	12	2
3	528	Emilio Bracken Serra*	Head Over Heels	Diff: 4.300	3.800	3.300	4.000	3.900	3.300	
				Exec: 9.000	8.600	9.700	8.950	8.400	8.700	
				ND: -----	-----	-----	-----	-----	-----	
				Final: 13.300	12.400	13.000	12.950	12.300	12.000	75.950
				Place: 2*	9T	3	3	15	10	3
4	150	Tobe Lin	Broadway	Diff: 3.800	4.000	3.100	3.200	3.500	3.300	
				Exec: 9.200	8.500	9.000	9.100	9.450	9.300	
				ND: -----	-----	-----	-----	-----	-----	
				Final: 13.000	12.500	12.100	12.300	12.950	12.600	75.450
				Place: 5	6	18*	4*	3T	2	4
5	784	Wade Nelson*	SCATS	Diff: 3.900	3.500	3.300	4.000	3.500	3.200	
				Exec: 8.300	8.900	9.300	9.150	9.050	9.300	
				ND: -----	-----	-----	-----	-----	-----	
				Final: 12.200	12.400	12.600	13.150	12.550	12.500	75.400
				Place: 17T	9T	8T	2	11T	3	5
6	1008	Avery Burda*	VSSG	Diff: 3.300	4.000	3.500	2.400	3.500	3.000	
				Exec: 9.000	9.050	9.400	9.250	9.750	9.150	
				ND: -----	-----	-----	-----	-----	-----	
				Final: 12.300	13.050	12.900	11.650	13.250	12.150	75.300
				Place: 13T	3	4	9*	1	8	6
7	1033	Branden Dao*	WCOGA	Diff: 3.600	4.700	3.200	3.200	3.800	3.200	
				Exec: 8.800	7.900	9.400	9.100	9.100	8.850	
				ND: -----	-----	-----	-----	-----	-----	
				Final: 12.400	12.600	12.600	12.300	12.900	12.050	74.850
				Place: 9*	5	8T	4*	6	9	7
8	487	Grey Westmore	Gymnastics Olympica	Diff: 3.400	4.000	3.000	3.200	3.300	3.200	
				Exec: 9.400	7.650	9.350	8.800	9.350	9.200	
				ND: -----	-----	-----	-----	-----	-----	
				Final: 12.800	11.650	12.350	12.000	12.650	12.400	73.850
				Place: 6	20T	13	7	9	4	8
9	806	Nathan Roman	SCEGA	Diff: 3.500	4.100	3.300	2.800	3.300	2.900	
				Exec: 9.250	8.750	8.950	8.350	8.950	9.000	
				ND: -----	-----	-----	-----	-----	-----	
				Final: 12.750	12.850	12.250	11.150	12.250	11.900	73.150
				Place: 7	4	15T	22	16T	11	9
10	443	Brendan Friele*	Gymcats	Diff: 3.600	3.600	3.100	2.300	3.500	3.200	
				Exec: 8.800	8.500	9.000	9.350	9.600	8.500	
				ND: -----	-----	-----	-----	-----	-----	
				Final: 12.400	12.100	12.100	11.650	13.100	11.700	73.050
				Place: 9*	12	18*	9T	2	15T	10

2019 Region 1 Championship

Meet Results







Apr 4-7, 2019

Rank	Num	Name	Gym							AA
11	654	Abraham Johnson*	North Valley	Diff: 3.600	3.500	2.600	1.600	3.300	3.000	
				Exec: 8.950	8.950	9.300	9.600	8.500	8.750	
				ND: ---	---	---	---	---	---	
				Final: 12.550	12.450	11.900	11.200	11.800	11.750	71.650
				Place: 8	7*	24	20T	22	14	11
12	444	Bobby Haberstock*	Gymcats	Diff: 3.900	4.000	3.100	3.200	3.500	2.800	
				Exec: 9.250	7.400	7.850	9.000	9.100	8.600	
				ND: ---	---	---	-0.100	---	---	
				Final: 13.150	11.400	10.950	12.100	12.600	11.400	71.600
				Place: 4	25	48	6	10	24T	12
13	211	Peter Davis-Ross	Central Coast	Diff: 3.300	3.500	3.100	2.400	3.200	3.200	
				Exec: 8.900	7.250	9.350	9.250	9.750	8.250	
				ND: ---	---	---	---	---	---	
				Final: 12.200	10.750	12.450	11.650	12.950	11.450	71.450
				Place: 17T	37	11	9*	3T	23	13
14	807	Heemee Ton	SCEGA	Diff: 3.400	3.800	3.200	3.200	3.000	3.000	
				Exec: 8.700	8.250	9.300	7.850	9.100	8.700	
				ND: ---	---	---	-0.100	---	---	
				Final: 12.100	12.050	12.500	10.950	12.100	11.700	71.400
				Place: 21	13*	10	26T	18	15*	14
15	906	Finn Grenstam	Stanford	Diff: 3.800	3.800	3.200	2.400	3.100	3.000	
				Exec: 8.700	7.850	8.950	9.250	7.500	9.200	
				ND: -0.100	---	---	---	---	---	
				Final: 12.400	11.650	12.150	11.650	10.600	12.200	70.650
				Place: 9T	20*	17	9*	37	7	15
16T	782	Drew Kessel	SCATS	Diff: 3.200	3.400	3.200	2.200	3.300	2.700	
				Exec: 7.700	8.300	9.550	8.300	9.450	9.000	
				ND: ---	---	---	---	---	---	
				Final: 10.900	11.700	12.750	10.500	12.750	11.700	70.300
				Place: 47T	19	5T	47T	7T	15*	16T
16T	781	Julian Abrille	SCATS	Diff: 3.500	3.700	3.200	2.200	3.200	3.100	
				Exec: 7.200	7.950	9.200	8.800	9.050	9.200	
				ND: ---	---	---	---	---	---	
				Final: 10.700	11.650	12.400	11.000	12.250	12.300	70.300
				Place: 51	20T	12	25	16T	5*	16T
16T	227	Connor Linford	Clovis	Diff: 3.100	3.500	3.000	2.200	3.000	2.800	
				Exec: 9.050	8.350	8.700	9.150	8.650	8.800	
				ND: ---	---	---	---	---	---	
				Final: 12.150	11.850	11.700	11.350	11.650	11.600	70.300
				Place: 20	18	28T	16*	23*	22	16T
19	703	Nicholas Amloyan	Payke	Diff: 3.300	3.000	3.000	1.600	2.900	2.800	
				Exec: 8.950	8.350	9.650	9.150	9.000	8.500	
				ND: ---	---	---	---	---	---	
				Final: 12.250	11.350	12.650	10.750	11.900	11.300	70.200
				Place: 16	26T	7	40*	20T	27T	19
20	783	Jimmy Kurcz	SCATS	Diff: 3.400	3.400	3.300	2.200	3.300	3.000	
				Exec: 8.500	7.850	9.450	8.200	9.650	7.750	
				ND: -0.100	---	---	---	---	---	
				Final: 11.800	11.250	12.750	10.400	12.950	10.750	69.900
				Place: 28T	28	5T	51T	3T	34T	20

2019 Region 1 Championship

Meet Results







Apr 4-7, 2019

Rank	Num	Name	Gym							AA
21	941	Ryan Little	Top Flight	Diff: 3.300	3.900	3.100	2.200	3.300	3.000	
				Exec: 7.700	8.450	8.250	9.100	9.250	8.300	
				ND: ---	---	---	---	---	---	
				Final: 11.000	12.350	11.350	11.300	12.550	11.300	69.850
				Place: 45	11	38T	18	11T	27T	21
22	391	Benaiah Schnurstein	Gym Unlimited	Diff: 3.500	3.700	3.300	2.800	3.400	3.000	
				Exec: 7.600	8.200	8.750	7.700	9.100	8.700	
				ND: ---	---	---	---	---	---	
				Final: 11.100	11.900	12.050	10.500	12.500	11.700	69.750
				Place: 42	16T	20T	47T	13	15*	22
23	484	Holden McNeil	Gymnastics Olympica	Diff: 3.000	3.500	2.600	1.600	3.300	3.100	
				Exec: 8.050	8.950	9.450	9.050	7.650	9.200	
				ND: ---	---	---	---	---	---	
				Final: 11.050	12.450	12.050	10.650	10.950	12.300	69.450
				Place: 43T	7*	20T	42	35	5*	23
24	757	Morgan Stump	Redwood Empire	Diff: 3.200	3.100	2.700	1.800	2.400	2.700	
				Exec: 8.550	8.100	9.250	9.250	8.900	9.000	
				ND: ---	---	---	---	---	---	
				Final: 11.750	11.200	11.950	11.050	11.300	11.700	68.950
				Place: 30T	29	22*	23T	29T	15*	24
25	441	Tyler Burgess*	Gymcats	Diff: 3.300	3.700	3.100	2.400	3.300	3.200	
				Exec: 8.450	6.700	8.750	9.250	9.150	7.850	
				ND: ---	-0.300	---	---	---	---	
				Final: 11.750	10.100	11.850	11.650	12.450	11.050	68.850
				Place: 30T	43	25T	9*	14	29	25
26T	92	Talon Heafey*	Aspire	Diff: 3.400	3.600	2.900	2.200	3.000	2.800	
				Exec: 8.350	8.400	8.750	8.500	7.000	9.000	
				ND: ---	---	---	-0.100	---	---	
				Final: 11.750	12.000	11.650	10.600	10.000	11.800	67.800
				Place: 30T	15	30T	43T	43T	13	26T
26T	621	Ryan Chambion	New Hope	Diff: 3.100	1.900	2.700	2.400	2.300	2.700	
				Exec: 8.900	8.150	9.550	8.150	9.250	8.700	
				ND: ---	---	---	---	---	---	
				Final: 12.000	10.050	12.250	10.550	11.550	11.400	67.800
				Place: 22T	44	15T	45T	25	24T	26T
28	1062	Joshua Wistort	Xtreme Gymnastics	Diff: 3.400	2.300	3.000	2.400	2.600	2.700	
				Exec: 8.800	8.100	8.250	9.000	8.900	8.250	
				ND: ---	---	---	---	---	---	
				Final: 12.200	10.400	11.250	11.400	11.500	10.950	67.700
				Place: 17T	41	42	15	26	30*	28
29	270	Samuel Walker*	Diamondback	Diff: 3.200	3.100	3.400	2.200	2.900	3.000	
				Exec: 9.100	7.150	8.900	7.950	8.000	8.400	
				ND: ---	---	---	---	---	---	
				Final: 12.300	10.250	12.300	10.150	10.900	11.400	67.300
				Place: 13T	42	14	53	36	24T	29
30	120	Luke Martin	Azarian	Diff: 2.700	2.800	3.300	2.200	2.300	2.700	
				Exec: 8.200	7.900	8.300	9.250	9.000	8.250	
				ND: ---	---	---	---	---	---	
				Final: 10.900	10.700	11.600	11.450	11.300	10.950	66.900
				Place: 47T	38T	32T	14	29T	30*	30

2019 Region 1 Championship

Meet Results







Apr 4-7, 2019

Rank	Num	Name	Gym							AA
31	671	Derek Heiss	Oroville Gymnastics	Diff: 3.100	2.300	2.800	1.600	3.000	2.900	
				Exec: 8.550	8.200	9.050	9.200	8.400	7.650	
				ND: ---	---	---	---	---	---	
				Final: 11.650	10.500	11.850	10.800	11.400	10.550	66.750
				Place: 34	40	25T	35*	27*	38*	31
32	123	Noah Tung	Azarian	Diff: 3.600	3.600	2.900	1.600	3.000	2.700	
				Exec: 8.300	8.300	8.800	9.200	8.400	6.300	
				ND: ---	---	---	---	---	---	
				Final: 11.900	11.900	11.700	10.800	11.400	9.000	66.700
				Place: 25T	16T	28T	35*	27*	51	32
33	271	Max Zabriskie	Diamondback	Diff: 3.100	3.500	2.900	1.700	3.000	2.200	
				Exec: 8.300	7.300	8.850	9.250	8.650	7.800	
				ND: ---	---	---	---	---	---	
				Final: 11.400	10.800	11.750	10.950	11.650	10.000	66.550
				Place: 36T	36	27	26T	23*	47	33
34	124	Jaxon Williams	Azarian	Diff: 3.400	3.900	3.000	2.200	2.400	2.700	
				Exec: 8.450	7.200	7.900	8.850	8.850	7.650	
				ND: ---	---	---	---	---	---	
				Final: 11.850	11.100	10.900	11.050	11.250	10.350	66.500
				Place: 27	30	49T	23T	31	42	34
35	259	Owen Kos	Deltchev	Diff: 2.700	3.800	2.800	2.000	2.400	2.300	
				Exec: 8.350	7.850	8.350	8.400	8.800	8.450	
				ND: ---	---	---	---	---	---	
				Final: 11.050	11.650	11.150	10.400	11.200	10.750	66.200
				Place: 43T	20*	43T	51T	32T	34T	35
36	717	Max Morelos	Perfect 10	Diff: 2.500	3.300	3.100	2.200	3.200	3.000	
				Exec: 8.900	7.700	7.200	8.700	8.700	7.450	
				ND: ---	---	---	---	---	---	
				Final: 11.400	11.000	10.300	10.900	11.900	10.450	65.950
				Place: 36T	32T	55	29T	20T	40T	36
37	149	Jake Brandon	Broadway	Diff: 3.000	3.100	2.800	1.600	2.700	1.800	
				Exec: 8.950	8.500	8.700	8.850	8.400	7.500	
				ND: ---	---	---	---	---	---	
				Final: 11.950	11.600	11.500	10.450	11.100	9.300	65.900
				Place: 24	24	35	50	34	49	37
38	66	Mikey Knee	Arizona Prestige	Diff: 3.300	1.800	2.200	2.200	2.400	2.700	
				Exec: 9.100	7.200	8.950	8.750	8.150	8.950	
				ND: ---	---	---	---	---	---	
				Final: 12.400	9.000	11.150	10.950	10.550	11.650	65.700
				Place: 9T	49T	43T	26T	38	20*	38
39	300	Samar Khapre	Elevate	Diff: 2.600	3.100	2.000	1.600	2.200	2.200	
				Exec: 8.700	7.950	9.600	8.900	7.900	8.250	
				ND: ---	---	---	---	---	---	
				Final: 11.300	11.050	11.600	10.500	10.100	10.450	65.000
				Place: 39T	31	32T	47T	42	40T	39
40	804	Artyon Celestine	SCEGA	Diff: 3.500	2.100	3.100	2.200	2.300	2.700	
				Exec: 8.800	7.650	7.900	9.150	7.400	8.250	
				ND: ---	---	---	-0.100	---	---	
				Final: 12.300	9.750	11.000	11.250	9.700	10.950	64.950
				Place: 13T	46	47	19	48	30*	40

2019 Region 1 Championship

Meet Results

Apr 4-7, 2019







Rank	Num	Name	Gym							AA
41	839	Dillon Schaffer	Seawind	Diff: 3.400	3.200	2.200	2.200	2.700	2.900	
				Exec: 7.800	7.750	9.150	9.150	6.700	7.650	
				ND: ---	---	---	---	---	---	
				Final: 11.200	10.950	11.350	11.350	9.400	10.550	64.800
				Place: 41	34	38T	16*	51	38*	41
42	268	Caleb Evangelista	Diamondback	Diff: 3.000	3.300	2.700	1.600	3.100	2.700	
				Exec: 8.350	5.150	9.250	9.250	7.350	8.950	
				ND: ---	---	---	---	---	---	
				Final: 11.350	8.450	11.950	10.850	10.450	11.650	64.700
				Place: 38	52	22*	33T	40	20*	42
43	874	Tyler Star	South Coast	Diff: 3.300	2.500	2.500	2.200	2.900	1.200	
				Exec: 8.700	7.550	8.800	9.000	7.600	7.950	
				ND: ---	-1.000	---	---	---	---	
				Final: 12.000	9.050	11.300	11.200	10.500	9.150	63.200
				Place: 22T	48	41	20T	39	50	43
44	269	Andrew Post	Diamondback	Diff: 3.000	2.400	3.100	1.600	2.400	2.700	
				Exec: 8.900	5.500	8.550	9.300	7.400	8.200	
				ND: ---	---	---	---	---	---	
				Final: 11.900	7.900	11.650	10.900	9.800	10.900	63.050
				Place: 25T	54	30T	29*	45T	33	44
45	940	Nicholas Kolechkin	Top Flight	Diff: 3.200	3.700	2.900	2.200	2.500	2.700	
				Exec: 6.650	7.650	8.450	7.850	7.300	7.450	
				ND: ---	---	---	---	---	---	
				Final: 9.850	11.350	11.350	10.050	9.800	10.150	62.550
				Place: 54	26T	38T	54	45T	46	45
46	130	Lawrence Yauch	Bayshore Elite	Diff: 3.100	2.300	1.900	1.800	2.200	2.200	
				Exec: 8.200	6.700	9.250	9.050	7.600	8.050	
				ND: ---	---	---	---	---	---	
				Final: 11.300	9.000	11.150	10.850	9.800	10.250	62.350
				Place: 39T	49T	43T	33T	45T	43T	46
47	333	Kyle Ferraro	GW	Diff: 2.500	2.900	2.600	1.600	2.400	2.800	
				Exec: 7.550	8.100	8.300	9.000	6.950	7.450	
				ND: ---	---	---	---	---	---	
				Final: 10.050	11.000	10.900	10.600	9.350	10.250	62.150
				Place: 52	32T	49T	43T	52	43T	47
48	217	Gavin Biehl	Classic	Diff: 3.000	2.200	2.100	1.600	1.800	2.700	
				Exec: 8.700	6.900	9.300	9.300	6.700	8.000	
				ND: ---	-1.000	---	---	---	---	
				Final: 11.700	8.100	11.400	10.900	8.500	10.700	61.300
				Place: 33	53	37	29*	55	36	48
49	231	Brandon Curtis	Dauntless	Diff: 3.300	3.200	2.400	2.200	2.400	2.300	
				Exec: 8.500	5.500	9.050	7.900	7.600	6.250	
				ND: ---	---	---	-0.100	---	---	
				Final: 11.800	8.700	11.450	10.000	10.000	8.550	60.500
				Place: 28T	51	36	55	43T	53	49
50	332	Luke Hache	GW	Diff: 3.100	2.900	2.800	1.600	2.800	2.700	
				Exec: 7.650	6.900	7.300	9.300	6.800	6.250	
				ND: ---	---	---	---	---	---	
				Final: 10.750	9.800	10.100	10.900	9.600	8.950	60.100
				Place: 50	45	56	29*	49	52	50

2019 Region 1 Championship

Meet Results

Apr 4-7, 2019

Page: 6
 Printed: 4/5/2019 4:37:19 PM
 Men / 8 / 12 yrs.
 Session: 05

Rank	Num	Name	Gym							AA
51	233	Grant Koppert	Dauntless	Diff: 3.100	3.400	2.900	1.600	2.300	2.700	
				Exec: 7.800	4.050	8.000	9.200	7.900	6.750	
				ND: -0.100						
				Final: 10.800	7.450	10.900	10.800	10.200	9.450	59.600
				Place: 49	55	49T	35*	41	48	51
52	669	David Anderson	Oroville Gymnastics	Diff: 2.300	2.300	2.100	1.800	2.400	1.600	
				Exec: 7.600	8.400	8.400	8.750	7.100	6.350	
				ND:						
				Final: 9.900	10.700	10.500	10.550	9.500	7.950	59.100
				Place: 53	38T	53*	45T	50	54	52
53	190	Nolan Prim	Cal Sports - GO	Diff: 2.200	3.800	2.900		2.200	2.800	
				Exec: 6.750	8.250	8.700		9.000	7.800	
				ND:						
				Final: 8.950	12.050	11.600	0.000	11.200	10.600	54.400
				Place: 56	13*	32T	56	32T	37	53
54	871	Oliver Liu	South Coast	Diff: 3.100	0.000	2.100	2.000	2.200	2.600	
				Exec: 7.850	0.000	8.700	8.800	7.000	7.600	
				ND:						
				Final: 10.950	0.000	10.800	10.800	9.200	10.200	51.950
				Place: 46	56	52	35T	53	45	54
55	672	Trent Ludwig	Oroville Gymnastics	Diff: 1.700	2.300	2.100	1.600	1.100	0.000	
				Exec: 8.100	7.550	8.400	9.200	8.050	0.000	
				ND:	-0.300					
				Final: 9.800	9.550	10.500	10.800	9.150	0.000	49.800
				Place: 55	47	53*	35*	54	55*	55
56	152	Zion Rios	Broadway	Diff: 3.100	2.300	2.100	1.600	0.000	0.000	
				Exec: 8.450	8.600	9.050	9.150	0.000	0.000	
				ND:						
				Final: 11.550	10.900	11.150	10.750	0.000	0.000	44.350
				Place: 35	35	43T	40*	56	55*	56