







2019 Region 1 Championship

Meet Results







Apr 4-7, 2019

Rank	Num	Name	Gym							AA
1	13	Kyle Shuttle*	Accel	Diff: 4.700	3.500	4.700	6.000	4.100	3.500	
				Exec: 8.650	8.500	8.800	9.600	9.100	8.650	
				ND: ---	---	---	---	---	---	
				Final: 13.350	12.000	13.500	15.600	13.200	12.150	79.800
				Place: 1T	4T	2T	1	3	2T	1
2	725	Hunter Brunett*	Platinum	Diff: 4.400	3.000	3.800	4.000	3.700	3.800	
				Exec: 8.950	9.000	9.450	9.400	9.550	8.700	
				ND: ---	---	---	---	---	---	
				Final: 13.350	12.000	13.250	13.400	13.250	12.500	77.750
				Place: 1T	4T	5	5	2	1	2
3	792	Matthew Geuy	SCEGA	Diff: 4.200	4.200	4.200	5.200	4.000	3.700	
				Exec: 8.800	8.500	8.850	8.400	8.750	7.400	
				ND: ---	---	---	---	---	---	
				Final: 13.000	12.700	13.050	13.600	12.750	11.100	76.200
				Place: 5	2	6	4	6	19	3
4	7	Brandon Garcia*	Accel	Diff: 4.300	4.100	3.500	5.000	3.600	3.200	
				Exec: 8.750	7.100	8.700	9.250	8.850	8.700	
				ND: ---	---	---	---	---	---	
				Final: 13.050	11.200	12.200	14.250	12.450	11.900	75.050
				Place: 4	10T	15	2	8	6T	4
5	1020	Will Lavanakul*	WCOGA	Diff: 3.800	5.000	4.100	4.000	3.900	3.400	
				Exec: 8.250	6.650	8.450	9.150	9.250	8.400	
				ND: ---	---	---	---	---	---	
				Final: 12.050	11.650	12.550	13.150	13.150	11.800	74.350
				Place: 13T	8	8T	7	4	10	5
6	108	Dylan Hauptmeier	Azarian	Diff: 3.800	4.300	3.700	4.000	3.300	3.700	
				Exec: 8.150	7.900	8.850	8.600	8.900	8.250	
				ND: -0.100	---	---	---	---	---	
				Final: 11.850	12.200	12.550	12.600	12.200	11.950	73.350
				Place: 18	3	8T	13	11T	4T	6
7	726	Troy Mendelson*	Platinum	Diff: 3.900	3.100	4.200	4.300	3.600	3.800	
				Exec: 8.650	7.250	9.300	9.550	8.050	7.600	
				ND: ---	---	---	---	---	---	
				Final: 12.550	10.350	13.500	13.850	11.650	11.400	73.300
				Place: 7	17	2T	3	15T	16T	7
8	394	Jeffery Ladd*	Gym World Central	Diff: 3.900	3.000	4.300	3.200	3.000	3.200	
				Exec: 7.700	8.200	8.650	9.550	9.200	8.350	
				ND: ---	---	---	---	---	---	
				Final: 11.600	11.200	12.950	12.750	12.200	11.550	72.250
				Place: 19T	10T	7	9	11T	14T	8
9T	933	Jason Duckering	Top Flight	Diff: 4.100	3.500	4.100	4.800	3.600	3.700	
				Exec: 7.950	7.200	9.250	8.050	7.300	8.200	
				ND: ---	---	---	---	---	---	
				Final: 12.050	10.700	13.350	12.850	10.900	11.900	71.750
				Place: 13T	13*	4	8	25	6T	9T
9T	345	Tyler Brennan*	Go For It USA	Diff: 4.000	3.600	3.700	3.200	3.700	2.700	
				Exec: 8.850	8.100	8.350	9.500	7.600	8.450	
				ND: ---	---	---	---	---	---	
				Final: 12.850	11.700	12.050	12.700	11.300	11.150	71.750
				Place: 6	7	17	10T	20T	18	9T

2019 Region 1 Championship

Meet Results







Apr 4-7, 2019

Rank	Num	Name	Gym							AA
11	396	Brandon Rhode*	Gym World Central	Diff: 4.100	3.300	3.400	3.200	3.300	3.400	
				Exec: 9.050	7.300	8.550	9.050	8.400	8.450	
				ND: ---	---	---	---	---	---	
				Final: 13.150	10.600	11.950	12.250	11.700	11.850	71.500
				Place: 3	16	18	20T	14	8*	11
12	9	Jonas Ilaa	Accel	Diff: 4.100	3.000	3.300	3.200	3.700	3.600	
				Exec: 8.150	6.900	8.450	9.150	9.300	8.150	
				ND: ---	---	---	---	---	---	
				Final: 12.250	9.900	11.750	12.350	13.000	11.750	71.000
				Place: 11	21	21	16*	5	11	12
13	865	Edward Yao	South Coast	Diff: 4.000	2.100	4.800	4.000	4.700	3.500	
				Exec: 7.250	7.900	7.700	9.250	9.200	8.450	
				ND: ---	-2.000	---	---	---	---	
				Final: 11.250	8.000	12.500	13.250	13.900	11.950	70.850
				Place: 23	27	11	6	1	4T	13
14	135	Justin Delgado	Broadway	Diff: 4.000	3.000	3.400	4.400	3.400	3.000	
				Exec: 8.400	7.200	8.850	8.400	9.300	7.700	
				ND: ---	---	---	-0.300	---	---	
				Final: 12.400	10.200	12.250	12.500	12.700	10.700	70.750
				Place: 8*	18	14	15	7	23	14
15	767	Joshua Montes	SCATS	Diff: 3.700	3.200	4.000	4.000	3.500	2.800	
				Exec: 7.400	8.150	8.350	8.800	7.950	8.600	
				ND: ---	---	---	-0.100	---	---	
				Final: 11.100	11.350	12.350	12.700	11.450	11.400	70.350
				Place: 24	9	13	10T	19	16T	15
16	814	Hrant Gasparyan	San Mateo	Diff: 3.500	3.000	4.000	3.200	3.300	3.600	
				Exec: 8.600	6.450	8.400	9.000	9.000	8.050	
				ND: ---	---	---	---	---	---	
				Final: 12.100	9.450	12.400	12.200	12.300	11.650	70.100
				Place: 12	23	12	22	9T	13	16
17	33	Nick Garcia	American Kids	Diff: 3.800	3.100	3.000	3.200	2.800	2.800	
				Exec: 8.150	7.550	8.650	9.150	8.800	8.750	
				ND: ---	---	-0.300	---	---	---	
				Final: 11.950	10.650	11.350	12.350	11.600	11.550	69.450
				Place: 16T	15	25T	16*	17	14T	17
18	816	Kai Listgarten	San Mateo	Diff: 3.700	3.100	3.700	3.200	2.900	3.400	
				Exec: 7.050	7.650	8.400	9.100	8.050	8.450	
				ND: ---	---	---	---	---	---	
				Final: 10.750	10.750	12.100	12.300	10.950	11.850	68.700
				Place: 26	12	16	18*	24	8*	18
19	1	Tristan Warburton*	High Sierra	Diff: 3.400	3.500	2.600	3.200	3.500	3.300	
				Exec: 7.950	7.200	8.200	9.100	7.500	8.400	
				ND: -0.300	---	---	---	---	---	
				Final: 11.050	10.700	10.800	12.300	11.000	11.700	67.550
				Place: 25	13*	28	18*	22T	12	19
20T	572	Ian Joseph	Lee's United	Diff: 1.200	3.300	4.200	3.300	3.500	3.400	
				Exec: 8.550	8.450	8.350	9.400	8.800	6.400	
				ND: -2.000	---	---	---	---	---	
				Final: 7.750	11.750	12.550	12.700	12.300	9.800	66.850
				Place: 30	6	8T	10T	9T	27	20T

2019 Region 1 Championship

Meet Results







Apr 4-7, 2019

Rank	Num	Name	Gym							AA
20T	502	Jayden Paulino	Hawaiian Twisters	Diff: 4.000	3.800	3.900	2.800	3.300	3.500	
				Exec: 8.400	6.000	6.800	9.150	7.700	7.500	
				ND: ---	---	---	---	---	---	
				Final: 12.400	9.800	10.700	11.950	11.000	11.000	66.850
				Place: 8*	22	29	24	22T	20	20T
22	253	Kalama Flagg*	Deltchev	Diff: 3.800	2.700	4.100	3.600	3.200	3.000	
				Exec: 8.450	5.350	7.750	8.950	7.250	7.450	
				ND: -0.300	---	---	---	---	---	
				Final: 11.950	8.050	11.850	12.550	10.450	10.450	65.300
				Place: 16T	26	19	14	27T	25	22
23	931	Sage Caddenhead	Top Flight	Diff: 3.300	3.300	2.600	3.200	3.200	2.800	
				Exec: 7.150	6.700	7.350	8.950	8.450	8.150	
				ND: ---	---	---	---	---	---	
				Final: 10.450	10.000	9.950	12.150	11.650	10.950	65.150
				Place: 27	19T	30	23	15T	21	23
24	879	Preston Fuller*	Southwest	Diff: 3.300	2.500	3.400	2.200	2.900	2.100	
				Exec: 8.000	5.700	8.700	9.100	8.600	8.300	
				ND: ---	---	-0.300	-0.100	---	---	
				Final: 11.300	8.200	11.800	11.200	11.500	10.400	64.400
				Place: 22	25	20	26	18	26	24
25	881	David Smith	Southwest	Diff: 3.300	3.100	2.900	2.400	3.200	1.700	
				Exec: 8.250	4.750	8.550	9.100	7.600	7.900	
				ND: ---	---	---	---	---	---	
				Final: 11.550	7.850	11.450	11.500	10.800	9.600	62.750
				Place: 21	28	24	25	26	28	25
26	956	Christian Gabbard*	USA Gym Flairs	Diff: 2.700	3.600	2.400	2.200	1.900	1.800	
				Exec: 7.450	5.000	9.250	8.650	8.550	8.700	
				ND: ---	---	-0.300	-0.100	---	---	
				Final: 10.150	8.600	11.350	10.750	10.450	10.500	61.800
				Place: 29	24	25T	28	27T	24	26
27	913	Marcus Marquardt	Summit Gymnastics	Diff: 3.400	2.200	3.300	3.200	3.100	3.000	
				Exec: 6.850	5.750	8.350	7.850	8.900	6.200	
				ND: ---	-1.000	---	---	---	---	
				Final: 10.250	6.950	11.650	11.050	12.000	9.200	61.100
				Place: 28	29	22	27	13	29	27
28	590	Faress zwain	Mission Valley	Diff: 3.300	1.900	2.800	2.400	2.100	0.000	
				Exec: 8.300	8.100	9.050	7.950	9.200	0.000	
				ND: ---	---	-0.300	---	---	---	
				Final: 11.600	10.000	11.550	10.350	11.300	0.000	54.800
				Place: 19T	19T	23	29	20T	30*	28
29	330	Zachary Garcia	GW	Diff: 0.000	3.200	3.400	0.000	3.000	3.100	
				Exec: 0.000	2.200	7.850	0.000	6.700	7.750	
				ND: ---	---	---	---	---	---	
				Final: 0.000	5.400	11.250	0.000	9.700	10.850	37.200
				Place: 31*	30	27	30*	29	22	29
30	862	Casey Cummings	South Coast	Diff: 4.800	---	0.000	3.000	0.000	3.900	
				Exec: 7.550	---	0.000	9.250	0.000	8.250	
				ND: -0.300	---	---	---	---	---	
				Final: 12.050	---	0.000	12.250	0.000	12.150	36.450
				Place: 13T	31*	31*	20T	30*	2T	30

2019 Region 1 Championship

Meet Results

Apr 4-7, 2019

Rank	Num	Name	Gym							AA
31	48	Zachary Litwin	Arizona Olympian	Diff: 3.600	4.100	0.000	0.000	0.000	---	
				Exec: 8.800	8.800	0.000	0.000	0.000	---	
				ND: ---	---	---	---	---	---	
				Final: 12.400	12.900	0.000	0.000	0.000	---	25.300
				Place: 8T	1	31*	30*	30*	30*	31
32	417	Reuven Roberson	GymJam	Diff: 0.000	---	5.000	0.000	0.000	0.000	
				Exec: 0.000	---	8.800	0.000	0.000	0.000	
				ND: ---	---	---	---	---	---	
				Final: 0.000	---	13.800	0.000	0.000	0.000	13.800
				Place: 31*	31*	1	30*	30*	30*	32