

# 2019 Region 1 Championship

## Meet Results

Apr 4-7, 2019







Page: 1

Printed: 4/4/2019 5:05:13 PM

Men / 10 / 15 yrs.

Session: 02







Judge's Signatures

Rank	Num	Name	Gym							AA
1	763	Jack Critz*	SCATS	Diff: 4.100	3.300	3.600	4.000	3.600	3.800	
				Exec: 9.250	7.800	9.000	9.450	9.500	8.200	
				ND: -----	-----	-0.300	-----	-----	-----	
				Final: 13.350	11.100	12.300	13.450	13.100	12.000	75.300
				Place: 1	15	5	2	1T	4T	1
2	519	Cailen Walker*	Head Over Heels	Diff: 3.800	4.200	3.800	5.000	4.300	3.900	
				Exec: 8.800	7.650	8.350	8.650	8.250	8.100	
				ND: -----	-----	-----	-----	-----	-----	
				Final: 12.600	11.850	12.150	13.650	12.550	12.000	74.800
				Place: 7	6	7	1	5T	4T	2
3	449	Levon Chalikyan	Gymnastics Olympica	Diff: 3.900	2.900	4.000	4.000	3.700	3.600	
				Exec: 8.900	8.300	8.550	9.400	9.400	7.800	
				ND: -----	-----	-----	-----	-----	-----	
				Final: 12.800	11.200	12.550	13.400	13.100	11.400	74.450
				Place: 5	13	3	3	1T	13T	3
4	765	Grant Guerrero*	SCATS	Diff: 4.000	3.800	4.100	3.200	4.100	2.800	
				Exec: 8.300	8.450	9.050	9.350	8.400	8.700	
				ND: -----	-----	-----	-----	-----	-----	
				Final: 12.300	12.250	13.150	12.550	12.500	11.500	74.250
				Place: 10T	2*	1	10*	7	9T	4
5	395	Adriel Perales-Valencia*	Gym World Central	Diff: 4.100	3.300	4.600	4.000	3.900	3.600	
				Exec: 8.800	7.300	8.300	8.950	8.650	8.450	
				ND: -----	-----	-----	-----	-----	-----	
				Final: 12.900	10.600	12.900	12.950	12.550	12.050	73.950
				Place: 4	22T	2	7	5T	3	5
6	635	Eric Hoe*	North Valley	Diff: 3.200	3.600	3.600	3.300	3.500	3.700	
				Exec: 8.850	8.350	9.150	8.750	9.150	8.500	
				ND: -----	-----	-0.300	-----	-----	-----	
				Final: 12.050	11.950	12.450	12.050	12.650	12.200	73.350
				Place: 19T	4T	4	23T	3	1	6
7	815	Marcus Kushner	San Mateo	Diff: 3.600	3.400	3.500	4.000	3.300	3.500	
				Exec: 8.150	8.550	8.750	8.850	8.650	8.600	
				ND: -----	-----	-----	-----	-----	-----	
				Final: 11.750	11.950	12.250	12.850	11.950	12.100	72.850
				Place: 25T	4T	6	8	14T	2	7
8	501	Jesse-Lee Pakele	Hawaiian Twisters	Diff: 3.900	4.100	3.700	2.800	3.400	3.400	
				Exec: 8.600	8.500	8.350	9.000	8.250	7.700	
				ND: -----	-----	-----	-----	-----	-----	
				Final: 12.500	12.600	12.050	11.800	11.650	11.100	71.700
				Place: 8	1	8T	28	21	18	8
9	919	Dylan Parker	Technique Gymnastics	Diff: 3.500	3.200	3.500	2.900	3.300	3.300	
				Exec: 8.800	8.250	8.400	9.150	8.100	8.350	
				ND: -----	-----	-----	-----	-----	-----	
				Final: 12.300	11.450	11.900	12.050	11.400	11.650	70.750
				Place: 10T	10T	11T	23T	24T	7	9
10	138	Ian Paglia	Broadway	Diff: 3.900	3.000	2.900	3.200	2.900	2.900	
				Exec: 8.250	7.850	8.800	9.350	9.050	8.550	
				ND: -----	-----	-----	-----	-----	-----	
				Final: 12.150	10.850	11.700	12.550	11.950	11.450	70.650
				Place: 16	18T	16	10*	14T	11T	10

# 2019 Region 1 Championship

## Meet Results

Apr 4-7, 2019







Rank	Num	Name	Gym							AA
11	823	Christopher Hou	Seawind	Diff: 3.800	3.400	3.100	4.000	3.300	2.400	
				Exec: 8.550	8.250	7.950	9.200	7.900	9.000	
				ND: ---	---	-0.300	---	---	---	
				Final: 12.350	11.650	10.750	13.200	11.200	11.400	70.550
				Place: 9	8	31T	5	26T	13T	11
12	79	Alex Taylor	Aspire	Diff: 4.000	2.300	3.100	3.200	3.000	3.200	
				Exec: 8.700	8.450	8.800	9.350	9.200	7.850	
				ND: ---	-1.000	---	---	---	---	
				Final: 12.700	9.750	11.900	12.550	12.200	11.050	70.150
				Place: 6	28	11T	10*	10	19T	12
13	346	Aaron Chandler*	Go For It USA	Diff: 4.100	3.500	3.100	4.000	3.300	2.500	
				Exec: 9.100	7.550	8.800	9.100	8.400	6.950	
				ND: ---	---	-0.300	---	---	---	
				Final: 13.200	11.050	11.600	13.100	11.700	9.450	70.100
				Place: 2	16T	18	6	18T	37	13
14	284	Ryan Markowitz	Elevate	Diff: 3.900	2.900	3.800	3.200	3.200	3.100	
				Exec: 8.150	7.700	7.300	8.950	9.200	8.400	
				ND: ---	---	---	---	---	---	
				Final: 12.050	10.600	11.100	12.150	12.400	11.500	69.800
				Place: 19T	22T	24T	19*	9	9T	14
15	347	Kevin Laurino*	Go For It USA	Diff: 3.500	3.000	2.900	3.200	3.000	2.900	
				Exec: 8.700	8.050	8.600	9.300	8.700	7.700	
				ND: ---	---	---	---	---	---	
				Final: 12.200	11.050	11.500	12.500	11.700	10.600	69.550
				Place: 13*	16T	20T	14*	18T	26	15
16T	35	Aidan Myers	American Kids	Diff: 3.900	3.600	3.500	2.000	3.300	3.300	
				Exec: 8.300	6.300	7.750	9.600	9.150	8.700	
				ND: ---	---	-0.300	---	---	---	
				Final: 12.200	9.900	10.950	11.600	12.450	12.000	69.100
				Place: 13T	27	26T	29	8	4T	16T
16T	667	Ryan Schwartz	Oroville Gymnastics	Diff: 3.400	3.000	3.500	3.200	2.500	2.300	
				Exec: 8.500	7.750	8.550	8.950	8.700	8.750	
				ND: ---	---	---	---	---	---	
				Final: 11.900	10.750	12.050	12.150	11.200	11.050	69.100
				Place: 23	20T	8T	19*	26T	19T	16T
18	638	Nikita Shishkov	North Valley	Diff: 3.300	3.800	2.700	2.400	2.800	3.600	
				Exec: 8.000	8.450	9.400	8.900	8.600	7.250	
				ND: ---	---	-0.300	---	---	---	
				Final: 11.300	12.250	11.800	11.300	11.400	10.850	68.900
				Place: 32	2*	13	31T	24T	22	18
19	752	Bryce Cannon	Redwood Empire	Diff: 3.400	3.000	3.500	3.200	3.200	2.700	
				Exec: 8.050	8.450	8.250	9.300	8.500	7.100	
				ND: ---	---	---	---	---	---	
				Final: 11.450	11.450	11.750	12.500	11.700	9.800	68.650
				Place: 28T	10T	14T	14*	18T	36	19
20	553	Ajeeth Iyer	IGC	Diff: 3.500	3.200	3.300	2.300	3.300	2.700	
				Exec: 8.500	7.950	8.550	9.150	8.850	7.600	
				ND: ---	---	-0.300	---	---	---	
				Final: 12.000	11.150	11.550	11.450	12.150	10.300	68.600
				Place: 21	14	19	30	11*	32	20

# 2019 Region 1 Championship

## Meet Results

Apr 4-7, 2019

Page: 3  
 Printed: 4/4/2019 5:05:13 PM  
 Men / 10 / 15 yrs.  
 Session: 02







Rank	Num	Name	Gym							AA
21	515	Matthew Glann	Head Over Heels	Diff: 3.400	3.700	3.000	3.200	3.000	2.700	
				Exec: 8.450	8.050	8.400	9.250	8.050	7.550	
				ND: -0.100	---	-0.300	-0.100	---	---	
				Final: 11.750	11.750	11.100	12.350	11.050	10.250	68.250
				Place: 25T	7	24T	16T	29	33T	21
22	691	Jonathan Shiner	Payke	Diff: 3.700	2.200	2.900	3.200	2.900	2.900	
				Exec: 8.600	7.200	8.650	9.000	9.200	8.700	
				ND: ---	-1.000	-0.300	---	---	---	
				Final: 12.300	8.400	11.250	12.200	12.100	11.600	67.850
				Place: 10T	39	23	18	13	8	22
23	690	Marqus Miranda	Payke	Diff: 4.000	2.900	3.300	4.000	3.300	3.200	
				Exec: 7.450	6.000	8.700	8.850	8.850	7.450	
				ND: ---	---	---	-0.300	---	---	
				Final: 11.450	8.900	12.000	12.550	12.150	10.650	67.700
				Place: 28T	37T	10	10T	11*	25	23
24	78	Elyas Sharp	Aspire	Diff: 3.400	2.300	2.100	2.800	2.900	3.000	
				Exec: 8.550	7.250	9.150	9.200	8.850	8.350	
				ND: ---	---	-0.300	---	---	---	
				Final: 11.950	9.550	10.950	12.000	11.750	11.350	67.550
				Place: 22	30T	26*	25*	17	15	24
25	768	Ezrael Orllino*	SCATS	Diff: 4.000	3.200	3.100	2.400	2.900	3.600	
				Exec: 8.100	7.550	8.650	8.800	8.600	6.900	
				ND: ---	---	---	-0.300	---	---	
				Final: 12.100	10.750	11.750	10.900	11.500	10.500	67.500
				Place: 17T	20T	14T	36	23	27T	25
26	380	James Wick*	Gym Nevada	Diff: 3.700	3.000	3.500	4.000	2.800	3.200	
				Exec: 8.100	6.600	6.850	8.750	7.750	8.250	
				ND: ---	---	---	---	---	---	
				Final: 11.800	9.600	10.350	12.750	10.550	11.450	66.500
				Place: 24	29	33	9	33T	11T	26
27	32	Liam Bailey	American Kids	Diff: 2.900	3.400	3.200	2.000	2.800	2.400	
				Exec: 7.700	7.450	8.600	9.100	7.950	8.900	
				ND: ---	---	-0.300	---	---	---	
				Final: 10.600	10.850	11.500	11.100	10.750	11.300	66.100
				Place: 40	18T	20T	35	31	16	27
28	932	Elbert Chang	Top Flight	Diff: 3.500	3.800	3.400	3.200	3.600	3.300	
				Exec: 7.400	6.250	6.900	8.850	8.000	7.900	
				ND: ---	---	---	-0.100	---	---	
				Final: 10.900	10.050	10.300	11.950	11.600	11.200	66.000
				Place: 36	26	34	27	22	17	28
29	991	Elijah Cruz*	VSSG	Diff: 3.400	2.600	3.500	3.200	3.400	2.600	
				Exec: 7.450	6.950	8.150	8.950	7.750	7.750	
				ND: ---	---	---	---	---	---	
				Final: 10.850	9.550	11.650	12.150	11.150	10.350	65.700
				Place: 37*	30T	17	19*	28	30T	29
30T	992	Kevin Dammers*	VSSG	Diff: 4.000	2.100	3.400	2.800	3.200	3.200	
				Exec: 7.900	6.850	7.000	9.200	8.650	7.750	
				ND: -0.200	---	-0.300	---	---	---	
				Final: 11.700	8.950	10.100	12.000	11.850	10.950	65.550
				Place: 27	36	35T	25*	16	21	30T

# 2019 Region 1 Championship

## Meet Results

Apr 4-7, 2019

Page: 4  
 Printed: 4/4/2019 5:05:13 PM  
 Men / 10 / 15 yrs.  
 Session: 02







Rank	Num	Name	Gym							AA
30T	309	Daniel Cho	Eric Will	Diff: 3.900	3.700	3.200	2.200	2.900	2.700	
				Exec: 7.350	6.800	8.400	9.100	7.550	8.050	
				ND: ---	---	-0.300	---	---	---	
				Final: 11.250	10.500	11.300	11.300	10.450	10.750	65.550
				Place: 33	24	22	31T	35	23T	30T
32	77	Arush Kannan	Aspire	Diff: 3.400	3.500	3.100	2.200	2.700	2.900	
				Exec: 7.450	8.050	7.750	7.900	8.000	7.850	
				ND: ---	---	---	---	---	---	
				Final: 10.850	11.550	10.850	10.100	10.700	10.750	64.800
				Place: 37*	9	29T	39	32	23T	32
33	516	Sean Huckleberry	Head Over Heels	Diff: 3.200	2.200	2.100	3.200	2.000	1.900	
				Exec: 8.200	7.200	9.150	8.950	8.050	8.350	
				ND: ---	---	-0.300	---	---	---	
				Final: 11.400	9.400	10.950	12.150	10.050	10.250	64.200
				Place: 31	33T	26*	19*	37	33T	33
34	228	Quentin Millar	Dauntless	Diff: 3.100	3.000	3.200	2.200	3.300	2.900	
				Exec: 8.050	6.400	6.900	9.000	7.250	7.450	
				ND: ---	---	---	---	---	---	
				Final: 11.150	9.400	10.100	11.200	10.550	10.350	62.750
				Place: 35	33T	35T	33	33T	30T	34
35	8	Liam Halcomb	Accel	Diff: 3.500	2.300	2.400	2.200	2.900	2.600	
				Exec: 7.950	7.150	8.750	8.950	6.550	7.300	
				ND: ---	---	-0.300	---	---	---	
				Final: 11.450	9.450	10.850	11.150	9.450	9.900	62.250
				Place: 28T	32	29T	34	39	35	35
36	957	Andrew McGill	USA Gym Flairs	Diff: 3.500	3.500	3.500	2.200	3.400	3.900	
				Exec: 8.700	5.700	6.500	8.650	6.150	6.600	
				ND: ---	---	---	-0.300	---	---	
				Final: 12.200	9.200	10.000	10.550	9.550	10.500	62.000
				Place: 13*	35	38	38	38	27T	36
37	273	Connor Folmar	EDGE	Diff: 3.600	2.200	3.000	3.200	2.900	2.900	
				Exec: 7.600	7.000	7.000	9.150	7.400	6.000	
				ND: ---	-0.300	-0.300	---	---	---	
				Final: 11.200	8.900	9.700	12.350	10.300	8.900	61.350
				Place: 34	37T	39	16T	36	38	37
38	106	Mohamed El. Askary	Azarian	Diff: 3.000	2.400	2.300	1.600	2.500	1.800	
				Exec: 7.800	7.850	8.100	9.250	8.300	8.200	
				ND: ---	---	-0.300	---	---	-2.000	
				Final: 10.800	10.250	10.100	10.850	10.800	8.000	60.800
				Place: 39	25	35T	37	30	39	38
39	610	Samuel Douthitt	New Hope	Diff: 0.000	0.000	3.000	0.000	3.400	2.100	
				Exec: 0.000	0.000	8.050	0.000	9.200	8.350	
				ND: ---	---	-0.300	---	---	---	
				Final: 0.000	0.000	10.750	0.000	12.600	10.450	33.800
				Place: 41*	40*	31T	40*	4	29	39
40	915	Aniket Rahane	Team Legacy	Diff: 3.700	0.000	0.000	4.000	0.000	0.000	
				Exec: 8.400	0.000	0.000	9.350	0.000	0.000	
				ND: ---	---	---	---	---	---	
				Final: 12.100	0.000	0.000	13.350	0.000	0.000	25.450
				Place: 17T	40*	40*	4	40*	40*	40

# 2019 Region 1 Championship

## Meet Results

Apr 4-7, 2019

Page: 5  
 Printed: 4/4/2019 5:05:13 PM  
 Men / 10 / 15 yrs.  
 Session: 02

Rank	Num	Name	Gym							AA
41	888	Jacob Boomershine	Stanford	Diff: 4.100	0.000	0.000	0.000	0.000	0.000	
				Exec: 9.050	0.000	0.000	0.000	0.000	0.000	
				ND: ---	---	---	---	---	---	
				Final: 13.150	0.000	0.000	0.000	0.000	0.000	13.150
				Place: 3	40*	40*	40*	40*	40*	41
42	109	William Kinnick	Azarian	Diff: 0.000	3.200	0.000	0.000	0.000	0.000	
				Exec: 0.000	8.200	0.000	0.000	0.000	0.000	
				ND: ---	---	---	---	---	---	
				Final: 0.000	11.400	0.000	0.000	0.000	0.000	11.400
				Place: 41*	12	40*	40*	40*	40*	42
43	577	Aiden Nielson	Legacy	Diff: 0.000	0.000	0.000	0.000	0.000	0.000	
				Exec: 0.000	0.000	0.000	0.000	0.000	0.000	
				ND: ---	---	---	---	---	---	
				Final: 0.000	0.000	0.000	0.000	0.000	0.000	0.000
				Place: 41*	40*	40*	40*	40*	40*	43