

2019 Region 1 Championship







Meet Results

Apr 4-7, 2019

Men / 10 / 15 yrs., 16 yrs.

Session: 02







Judge's Signatures

Rank	Num	Name	Gym							AA
1	286	Brandon Nguyen*	Elevate	Diff: 5.000	4.100	4.600	5.200	4.200	4.300	
				Exec: 9.250	7.650	9.050	8.450	8.600	8.900	
				ND: ---	---	---	-0.300	---	---	
				Final: 14.250	11.750	13.650	13.350	12.800	13.200	79.000
				Place: 1	9T	1	8T	5T	1	1
2	634	Raydel Gamboa*	North Valley	Diff: 4.500	4.000	4.300	5.000	4.400	4.400	
				Exec: 7.800	7.800	8.900	9.450	7.650	8.000	
				ND: -0.100	---	---	---	---	---	
				Final: 12.200	11.800	13.200	14.450	12.050	12.400	76.100
				Place: 24T	8	4	1	28	3	2
3	763	Jack Critz*	SCATS	Diff: 4.100	3.300	3.600	4.000	3.600	3.800	
				Exec: 9.250	7.800	9.000	9.450	9.500	8.200	
				ND: ---	---	-0.300	---	---	---	
				Final: 13.350	11.100	12.300	13.450	13.100	12.000	75.300
				Place: 2	26T	18T	5	1T	11T	3
4	1022	TYLER Shimizu*	WCOGA	Diff: 4.500	4.500	3.800	4.000	4.200	3.500	
				Exec: 8.450	6.500	8.650	9.250	8.750	8.800	
				ND: ---	---	---	---	---	---	
				Final: 12.950	11.000	12.450	13.250	12.950	12.300	74.900
				Place: 5	34T	13T	12	4	4	4
5	519	Cailen Walker*	Head Over Heels	Diff: 3.800	4.200	3.800	5.000	4.300	3.900	
				Exec: 8.800	7.650	8.350	8.650	8.250	8.100	
				ND: ---	---	---	---	---	---	
				Final: 12.600	11.850	12.150	13.650	12.550	12.000	74.800
				Place: 13	7	22	3	10T	11T	5
6	348	Riley Rose*	Go For It USA	Diff: 4.100	3.500	3.700	4.100	3.600	3.600	
				Exec: 8.550	8.150	9.050	9.200	8.600	8.600	
				ND: ---	---	---	---	---	---	
				Final: 12.650	11.650	12.750	13.300	12.200	12.200	74.750
				Place: 12	13T	8	11	22T	6T	6
7	449	Levon Chalikyan	Gymnastics Olympica	Diff: 3.900	2.900	4.000	4.000	3.700	3.600	
				Exec: 8.900	8.300	8.550	9.400	9.400	7.800	
				ND: ---	---	---	---	---	---	
				Final: 12.800	11.200	12.550	13.400	13.100	11.400	74.450
				Place: 9	23	11	6*	1T	27*	7
8	765	Grant Guerrero*	SCATS	Diff: 4.000	3.800	4.100	3.200	4.100	2.800	
				Exec: 8.300	8.450	9.050	9.350	8.400	8.700	
				ND: ---	---	---	---	---	---	
				Final: 12.300	12.250	13.150	12.550	12.500	11.500	74.250
				Place: 19T	2	5	30*	12T	21T	8
9	395	Adriel Perales-Valencia*	Gym World Central	Diff: 4.100	3.300	4.600	4.000	3.900	3.600	
				Exec: 8.800	7.300	8.300	8.950	8.650	8.450	
				ND: ---	---	---	---	---	---	
				Final: 12.900	10.600	12.900	12.950	12.550	12.050	73.950
				Place: 6	45T	7	19*	10T	10	9
10	1048	JoJo Buselmeier*	Xtreme Gymnastics	Diff: 4.200	3.200	4.300	4.000	4.100	3.700	
				Exec: 8.300	7.900	9.100	8.950	8.350	7.800	
				ND: ---	---	---	---	---	---	
				Final: 12.500	11.100	13.400	12.950	12.450	11.500	73.900
				Place: 14T	26*	3	19*	14*	21T	10

2019 Region 1 Championship

Meet Results







Apr 4-7, 2019

Rank	Num	Name	Gym							AA
11	311	Oliver Sons*	Eric Will	Diff: 4.300	3.200	4.200	4.400	3.600	3.600	
				Exec: 8.200	7.700	8.800	9.150	8.850	7.800	
				ND: ---	---	---	---	---	---	
				Final: 12.500	10.900	13.000	13.550	12.450	11.400	73.800
				Place: 14T	37T	6	4	14T	27*	11
12	1021	Sean Shimizu*	WCOGA	Diff: 4.100	3.500	3.800	4.000	4.000	3.500	
				Exec: 8.750	7.050	8.150	8.950	9.000	8.600	
				ND: ---	---	---	---	---	---	
				Final: 12.850	10.550	11.950	12.950	13.000	12.100	73.400
				Place: 7T	47	26T	19*	3	8*	12
13	635	Eric Hoe*	North Valley	Diff: 3.200	3.600	3.600	3.300	3.500	3.700	
				Exec: 8.850	8.350	9.150	8.750	9.150	8.500	
				ND: ---	---	-0.300	---	---	---	
				Final: 12.050	11.950	12.450	12.050	12.650	12.200	73.350
				Place: 35T	5T	13T	56T	7T	6T	13
14	636	Joseph Pepe*	North Valley	Diff: 4.100	3.500	4.000	4.800	4.000	4.300	
				Exec: 7.400	7.850	8.350	9.550	6.500	8.750	
				ND: ---	---	---	---	---	---	
				Final: 11.500	11.350	12.350	14.350	10.500	13.050	73.100
				Place: 58	21	17	2	80	2	14
15	815	Marcus Kushner	San Mateo	Diff: 3.600	3.400	3.500	4.000	3.300	3.500	
				Exec: 8.150	8.550	8.750	8.850	8.650	8.600	
				ND: ---	---	---	---	---	---	
				Final: 11.750	11.950	12.250	12.850	11.950	12.100	72.850
				Place: 48T	5T	21	24*	30T	8*	15
16	517	Jaden Laubstein	Head Over Heels	Diff: 3.900	3.800	3.500	4.000	3.900	3.600	
				Exec: 7.850	8.200	8.900	9.050	8.500	7.600	
				ND: ---	---	---	---	---	---	
				Final: 11.750	12.000	12.400	13.050	12.400	11.200	72.800
				Place: 48T	4	16	17	19T	36T	16
17	411	Brandan Gladkoff	GymJam	Diff: 4.000	3.100	3.200	4.000	3.600	3.200	
				Exec: 8.400	8.200	9.100	9.150	8.400	8.700	
				ND: ---	-0.300	---	---	---	---	
				Final: 12.400	11.000	12.300	13.150	12.000	11.900	72.750
				Place: 17	34T	18T	14	29	14	17
18	887	Mark Berlaga*	Stanford	Diff: 3.900	4.200	4.800	4.000	3.900	3.600	
				Exec: 8.950	6.850	8.800	9.350	7.350	7.000	
				ND: ---	---	---	---	---	---	
				Final: 12.850	11.050	13.600	13.350	11.250	10.600	72.700
				Place: 7T	30T	2	8*	55	56T	18
19	416	Jadon Roberson	GymJam	Diff: 4.200	3.100	4.000	4.000	4.100	3.700	
				Exec: 7.650	7.000	8.450	9.100	8.700	8.550	
				ND: ---	---	---	---	---	---	
				Final: 11.850	10.100	12.450	13.100	12.800	12.250	72.550
				Place: 44*	53	13T	15*	5T	5	19
20	194	Christopher Scales	Cal Sports- Race St.	Diff: 3.400	4.100	4.400	3.200	4.400	3.600	
				Exec: 8.350	7.600	8.200	9.250	7.750	8.000	
				ND: ---	---	---	-0.100	---	---	
				Final: 11.750	11.700	12.600	12.350	12.150	11.600	72.150
				Place: 48T	11T	10	39*	24T	19T	20

2019 Region 1 Championship

Meet Results

Apr 4-7, 2019







Rank	Num	Name	Gym							AA
21	501	Jesse-Lee Pakele	Hawaiian Twisters	Diff: 3.900	4.100	3.700	2.800	3.400	3.400	
				Exec: 8.600	8.500	8.350	9.000	8.250	7.700	
				ND: ---	---	---	---	---	---	
				Final: 12.500	12.600	12.050	11.800	11.650	11.100	71.700
				Place: 14T	1	23T	63	42T	41	21
22	934	Matthew Krall*	Top Flight	Diff: 3.700	3.600	3.700	4.000	3.800	3.800	
				Exec: 9.000	7.050	9.000	9.000	7.650	6.900	
				ND: ---	---	---	---	---	---	
				Final: 12.700	10.650	12.700	13.000	11.450	10.700	71.200
				Place: 10T	44	9	18	49	53T	22
23	825	Sean Kalani McClure	Seawind	Diff: 3.800	3.500	3.600	4.000	3.300	2.600	
				Exec: 7.950	8.200	8.250	8.950	8.250	8.600	
				ND: ---	---	---	-0.100	---	---	
				Final: 11.750	11.700	11.850	12.850	11.550	11.200	70.900
				Place: 48T	11T	30T	24T	45	36T	23
24	1023	Maxwell Taniguchi-King	WCOGA	Diff: 4.200	3.700	3.700	4.000	3.700	3.500	
				Exec: 7.650	5.850	8.600	9.400	8.550	8.000	
				ND: ---	---	---	---	---	---	
				Final: 11.850	9.550	12.300	13.400	12.250	11.500	70.850
				Place: 44*	65T	18T	6*	21	21T	24
25	919	Dylan Parker	Technique Gymnastics	Diff: 3.500	3.200	3.500	2.900	3.300	3.300	
				Exec: 8.800	8.250	8.400	9.150	8.100	8.350	
				ND: ---	---	---	---	---	---	
				Final: 12.300	11.450	11.900	12.050	11.400	11.650	70.750
				Place: 19T	17T	28T	56T	50T	16T	25
26T	138	Ian Paglia	Broadway	Diff: 3.900	3.000	2.900	3.200	2.900	2.900	
				Exec: 8.250	7.850	8.800	9.350	9.050	8.550	
				ND: ---	---	---	---	---	---	
				Final: 12.150	10.850	11.700	12.550	11.950	11.450	70.650
				Place: 30T	39T	35T	30*	30T	25T	26T
26T	1019	Jeremy Cook	WCOGA	Diff: 3.600	3.200	3.700	4.000	3.900	3.400	
				Exec: 8.600	7.900	8.800	8.200	7.600	7.750	
				ND: ---	---	---	---	---	---	
				Final: 12.200	11.100	12.500	12.200	11.500	11.150	70.650
				Place: 24T	26*	12	47T	46T	39T	26T
28	823	Christopher Hou	Seawind	Diff: 3.800	3.400	3.100	4.000	3.300	2.400	
				Exec: 8.550	8.250	7.950	9.200	7.900	9.000	
				ND: ---	---	-0.300	---	---	---	
				Final: 12.350	11.650	10.750	13.200	11.200	11.400	70.550
				Place: 18	13T	67T	13	56T	27T	28
29	136	Jacob Graber	Broadway	Diff: 4.000	3.400	3.200	2.400	3.400	3.000	
				Exec: 8.200	7.750	8.250	9.000	9.100	8.700	
				ND: ---	---	---	---	---	---	
				Final: 12.200	11.150	11.450	11.400	12.500	11.700	70.400
				Place: 24T	24T	45*	70	12T	15	29
30	75	Jacob Becchetti*	Aspire	Diff: 4.000	4.100	4.200	4.000	4.100	3.500	
				Exec: 7.700	6.800	7.750	8.750	8.350	7.200	
				ND: ---	---	---	-0.100	---	---	
				Final: 11.700	10.900	11.950	12.650	12.450	10.700	70.350
				Place: 53T	37T	26T	28*	14*	53T	30

2019 Region 1 Championship

Meet Results

Apr 4-7, 2019

Men / 10 / 15 yrs., 16 yrs.
Session: 02

Rank	Num	Name	Gym							AA
31	79	Alex Taylor	Aspire	Diff: 4.000	2.300	3.100	3.200	3.000	3.200	
				Exec: 8.700	8.450	8.800	9.350	9.200	7.850	
				ND: ---	-1.000	---	---	---	---	
				Final: 12.700	9.750	11.900	12.550	12.200	11.050	70.150
				Place: 10T	60T	28T	30*	22T	42T	31
32	346	Aaron Chandler*	Go For It USA	Diff: 4.100	3.500	3.100	4.000	3.300	2.500	
				Exec: 9.100	7.550	8.800	9.100	8.400	6.950	
				ND: ---	---	-0.300	---	---	---	
				Final: 13.200	11.050	11.600	13.100	11.700	9.450	70.100
				Place: 3	30T	39	15*	39T	80	32
33	284	Ryan Markowitz	Elevate	Diff: 3.900	2.900	3.800	3.200	3.200	3.100	
				Exec: 8.150	7.700	7.300	8.950	9.200	8.400	
				ND: ---	---	---	---	---	---	
				Final: 12.050	10.600	11.100	12.150	12.400	11.500	69.800
				Place: 35T	45T	54T	49*	19T	21T	33
34	347	Kevin Laurino*	Go For It USA	Diff: 3.500	3.000	2.900	3.200	3.000	2.900	
				Exec: 8.700	8.050	8.600	9.300	8.700	7.700	
				ND: ---	---	---	---	---	---	
				Final: 12.200	11.050	11.500	12.500	11.700	10.600	69.550
				Place: 24*	30T	42*	34*	39T	56T	34
35	107	Aidan Hauptmeier*	Azarian	Diff: 3.700	3.000	3.600	3.200	3.400	3.500	
				Exec: 7.650	7.350	8.050	9.100	9.250	7.550	
				ND: ---	---	---	---	---	---	
				Final: 11.350	10.350	11.650	12.300	12.650	11.050	69.350
				Place: 64T	50	37T	44*	7T	42T	35
36	412	Nathan Goodman*	GymJam	Diff: 4.000	3.300	3.500	3.200	2.800	3.000	
				Exec: 7.000	8.350	8.350	9.200	8.150	8.300	
				ND: ---	---	---	---	---	---	
				Final: 11.000	11.650	11.850	12.400	10.950	11.300	69.150
				Place: 73T	13T	30T	38	67	31T	36
37T	35	Aidan Myers	American Kids	Diff: 3.900	3.600	3.500	2.000	3.300	3.300	
				Exec: 8.300	6.300	7.750	9.600	9.150	8.700	
				ND: ---	---	-0.300	---	---	---	
				Final: 12.200	9.900	10.950	11.600	12.450	12.000	69.100
				Place: 24T	58T	57T	67T	14T	11T	37T
37T	667	Ryan Schwartz	Oroville Gymnastics	Diff: 3.400	3.000	3.500	3.200	2.500	2.300	
				Exec: 8.500	7.750	8.550	8.950	8.700	8.750	
				ND: ---	---	---	---	---	---	
				Final: 11.900	10.750	12.050	12.150	11.200	11.050	69.100
				Place: 42T	42T	23T	49*	56T	42T	37T
39	727	Armando Visitacion	Platinum	Diff: 3.600	2.700	2.700	3.200	3.100	2.400	
				Exec: 8.650	7.050	8.850	9.150	8.300	9.250	
				ND: ---	---	---	---	---	---	
				Final: 12.250	9.750	11.550	12.350	11.400	11.650	68.950
				Place: 22T	60T	40T	39*	50T	16T	39
40	638	Nikita Shishkov	North Valley	Diff: 3.300	3.800	2.700	2.400	2.800	3.600	
				Exec: 8.000	8.300	9.400	8.900	8.600	7.250	
				ND: ---	---	-0.300	---	---	---	
				Final: 11.300	12.100	11.800	11.300	11.400	10.850	68.750
				Place: 67T	3	32	72T	50T	48T	40







2019 Region 1 Championship

Meet Results

Men / 10 / 15 yrs., 16 yrs.

Session: 02

Apr 4-7, 2019







Rank	Num	Name	Gym							AA
41T	752	Bryce Cannon	Redwood Empire	Diff: 3.400	3.000	3.500	3.200	3.200	2.700	
				Exec: 8.050	8.450	8.250	9.300	8.500	7.100	
				ND: ---	---	---	---	---	---	
				Final: 11.450	11.450	11.750	12.500	11.700	9.800	68.650
				Place: 59T	17T	33T	34*	39T	78	41T
41T	177	Ian Orozco	Cal Sports - GO	Diff: 3.500	3.400	3.100	4.000	3.300	3.400	
				Exec: 8.650	7.700	8.150	8.750	7.350	7.450	
				ND: ---	---	---	-0.100	---	---	
				Final: 12.150	11.100	11.250	12.650	10.650	10.850	68.650
				Place: 30T	26T	51T	28*	73*	48T	41T
43	553	Ajeeth Iyer	IGC	Diff: 3.500	3.200	3.300	2.300	3.300	2.700	
				Exec: 8.500	7.950	8.550	9.150	8.850	7.600	
				ND: ---	---	-0.300	---	---	---	
				Final: 12.000	11.150	11.550	11.450	12.150	10.300	68.600
				Place: 39T	24T	40T	69	24*	69T	43
44	515	Matthew Glann	Head Over Heels	Diff: 3.400	3.700	3.000	3.200	3.000	2.700	
				Exec: 8.450	8.050	8.400	9.250	8.050	7.550	
				ND: -0.100	---	-0.300	-0.100	---	---	
				Final: 11.750	11.750	11.100	12.350	11.050	10.250	68.250
				Place: 48T	9T	54T	39*	64T	72T	44
45	691	Jonathan Shiner	Payke	Diff: 3.700	2.200	2.900	3.200	2.900	2.900	
				Exec: 8.600	7.200	8.650	9.000	9.200	8.700	
				ND: ---	-1.000	-0.300	---	---	---	
				Final: 12.300	8.400	11.250	12.200	12.100	11.600	67.850
				Place: 19T	80	51T	47T	27	19T	45
46	690	Marqus Miranda	Payke	Diff: 4.000	2.900	3.300	4.000	3.300	3.200	
				Exec: 7.450	6.000	8.700	8.850	8.850	7.450	
				ND: ---	---	---	-0.300	---	---	
				Final: 11.450	8.900	12.000	12.550	12.150	10.650	67.700
				Place: 59T	74T	25	30T	24*	55	46
47T	78	Elyas Sharp	Aspire	Diff: 3.400	2.300	2.100	2.800	2.900	3.000	
				Exec: 8.550	7.250	9.150	9.200	8.850	8.350	
				ND: ---	---	-0.300	---	---	---	
				Final: 11.950	9.550	10.950	12.000	11.750	11.350	67.550
				Place: 41	65T	57*	59*	38	30	47T
47T	689	Daniel Jacobsen	Payke	Diff: 3.700	3.000	2.900	2.400	3.100	2.200	
				Exec: 8.550	6.600	8.600	8.950	9.350	8.200	
				ND: ---	---	---	---	---	---	
				Final: 12.250	9.600	11.500	11.350	12.450	10.400	67.550
				Place: 22T	63*	42*	71	14T	63T	47T
49	768	Ezrael Orlino*	SCATS	Diff: 4.000	3.200	3.100	2.400	2.900	3.600	
				Exec: 8.100	7.550	8.650	8.800	8.600	6.900	
				ND: ---	---	---	-0.300	---	---	
				Final: 12.100	10.750	11.750	10.900	11.500	10.500	67.500
				Place: 32T	42T	33T	79	46T	59T	49
50	10	Noah Kim	Accel	Diff: 3.500	3.200	2.500	3.200	2.300	3.200	
				Exec: 8.050	8.100	7.450	8.800	9.200	7.950	
				ND: ---	---	---	---	---	---	
				Final: 11.550	11.300	9.950	12.000	11.500	11.150	67.450
				Place: 56T	22	83	59T	46T	39T	50

2019 Region 1 Championship

Meet Results

Apr 4-7, 2019







Men / 10 / 15 yrs., 16 yrs.
Session: 02

Rank	Num	Name	Gym							AA
51	824	Alexander Kotnik	Seawind	Diff: 3.800	3.400	3.600	3.200	3.100	3.200	
				Exec: 8.200	7.550	5.500	9.050	8.850	7.800	
				ND: ---	---	---	---	---	---	
				Final: 12.000	10.950	9.100	12.250	11.950	11.000	67.250
				Place: 39T	36	86	46	30T	46	51
52	552	Jason Ball	IGC	Diff: 3.800	3.200	3.600	2.800	3.300	3.300	
				Exec: 7.150	6.800	7.850	8.950	8.550	7.950	
				ND: ---	---	-0.300	---	---	---	
				Final: 10.950	10.000	11.150	11.750	11.850	11.250	66.950
				Place: 76	56	53	64T	34*	34T	52
53T	414	Connor Radding	GymJam	Diff: 3.600	3.100	3.200	3.200	3.300	2.900	
				Exec: 7.800	5.700	8.250	9.050	8.550	8.350	
				ND: ---	---	---	-0.100	---	---	
				Final: 11.400	8.800	11.450	12.150	11.850	11.250	66.900
				Place: 62T	76	45*	49T	34*	34T	53T
53T	393	Jason Bender	Gym World Central	Diff: 3.600	3.100	3.700	3.200	3.200	3.400	
				Exec: 8.250	6.850	7.700	9.150	8.000	6.750	
				ND: ---	---	---	---	---	---	
				Final: 11.850	9.950	11.400	12.350	11.200	10.150	66.900
				Place: 44T	57	48	39*	56T	74*	53T
53T	660	Trevor Ruggeri	Ohana Gym	Diff: 3.300	3.400	2.700	2.400	3.100	3.000	
				Exec: 8.600	6.850	8.100	9.350	8.550	7.550	
				ND: ---	---	---	---	---	---	
				Final: 11.900	10.250	10.800	11.750	11.650	10.550	66.900
				Place: 42T	51T	64T	64T	42T	58	53T
56	949	Riley Sutton	Top Squad	Diff: 3.600	3.300	3.500	3.200	2.600	2.500	
				Exec: 8.450	7.750	8.200	9.250	8.050	6.750	
				ND: ---	---	---	-0.300	---	---	
				Final: 12.050	11.050	11.700	12.150	10.650	9.250	66.850
				Place: 35*	30T	35T	49T	73T	81	56
57	380	James Wick*	Gym Nevada	Diff: 3.700	3.000	3.500	4.000	2.800	3.200	
				Exec: 8.100	6.600	6.850	8.750	7.750	8.250	
				ND: ---	---	---	---	---	---	
				Final: 11.800	9.600	10.350	12.750	10.550	11.450	66.500
				Place: 47	63*	72T	27	78T	25T	57
58	282	Justin Jones	Elevate	Diff: 4.100	2.900	3.100	4.000	3.200	3.200	
				Exec: 7.750	5.800	7.750	8.850	8.700	7.550	
				ND: -0.500	---	---	---	---	---	
				Final: 11.350	8.700	10.850	12.850	11.900	10.750	66.400
				Place: 64T	77	61*	24*	33	50T	58
59	32	Liam Bailey	American Kids	Diff: 2.900	3.400	3.200	2.000	2.800	2.400	
				Exec: 7.700	7.450	8.600	9.100	7.950	8.900	
				ND: ---	---	-0.300	---	---	---	
				Final: 10.600	10.850	11.500	11.100	10.750	11.300	66.100
				Place: 83	39T	42T	77	69	31T	59
60	932	Elbert Chang	Top Flight	Diff: 3.500	3.800	3.400	3.200	3.600	3.300	
				Exec: 7.400	6.250	6.900	8.850	8.000	7.900	
				ND: ---	---	---	-0.100	---	---	
				Final: 10.900	10.050	10.300	11.950	11.600	11.200	66.000
				Place: 77	54T	74T	62	44	36T	60

2019 Region 1 Championship

Meet Results







Apr 4-7, 2019

Rank	Num	Name	Gym							AA
61	991	Elijah Cruz*	VSSG	Diff: 3.400	2.600	3.500	3.200	3.400	2.600	
				Exec: 7.450	6.950	8.150	8.950	7.750	7.750	
				ND: ---	---	---	---	---	---	
				Final: 10.850	9.550	11.650	12.150	11.150	10.350	65.700
				Place: 78*	65T	37T	49*	59T	66T	61
62T	992	Kevin Dammers*	VSSG	Diff: 4.000	2.100	3.400	2.800	3.200	3.200	
				Exec: 7.900	6.850	7.000	9.200	8.650	7.750	
				ND: -0.200	---	-0.300	---	---	---	
				Final: 11.700	8.950	10.100	12.000	11.850	10.950	65.550
				Place: 53T	73	77T	59*	34T	47	62T
62T	309	Daniel Cho	Eric Will	Diff: 3.900	3.700	3.200	2.200	2.900	2.700	
				Exec: 7.350	6.800	8.400	9.100	7.550	8.050	
				ND: ---	---	-0.300	---	---	---	
				Final: 11.250	10.500	11.300	11.300	10.450	10.750	65.550
				Place: 69T	48	49T	72*	81	50T	62T
64	175	George McNarney	Cal Sports - GO	Diff: 3.600	3.000	2.700	4.100	3.300	3.200	
				Exec: 7.700	6.650	7.650	8.350	7.750	7.200	
				ND: ---	---	---	---	---	---	
				Final: 11.300	9.650	10.350	12.450	11.050	10.400	65.200
				Place: 67T	62	72T	36T	64T	63T	64
65	62	Joseph Valenzuela	Arizona Prestige	Diff: 4.100	2.700	3.600	4.000	2.800	3.000	
				Exec: 8.000	5.800	7.150	8.900	7.550	7.300	
				ND: ---	---	---	---	---	---	
				Final: 12.100	8.500	10.750	12.900	10.350	10.300	64.900
				Place: 32T	79	67T	23	82	69T	65
66	77	Arush Kannan	Aspire	Diff: 3.400	3.500	3.100	2.200	2.700	2.900	
				Exec: 7.450	8.050	7.750	7.900	8.000	7.850	
				ND: ---	---	---	---	---	---	
				Final: 10.850	11.550	10.850	10.100	10.700	10.750	64.800
				Place: 78*	16	61*	84	70T	50T	66
67T	159	AJ Robertson	CGC	Diff: 3.700	3.500	3.500	4.000	3.000	3.400	
				Exec: 7.850	4.500	7.800	8.950	7.700	6.750	
				ND: ---	---	---	---	---	---	
				Final: 11.550	8.000	11.300	12.950	10.700	10.150	64.650
				Place: 56T	83	49T	19*	70T	74*	67T
67T	139	Mason Stokdyk	Broadway	Diff: 3.000	2.500	2.700	2.200	3.200	3.100	
				Exec: 8.000	5.850	8.150	9.100	8.600	8.550	
				ND: ---	---	-0.300	---	---	---	
				Final: 11.000	8.350	10.550	11.300	11.800	11.650	64.650
				Place: 73T	81T	71	72*	37	16T	67T
69	516	Sean Huckleberry	Head Over Heels	Diff: 3.200	2.200	2.100	3.200	2.000	1.900	
				Exec: 8.200	7.200	9.150	8.950	8.050	8.350	
				ND: ---	---	-0.300	---	---	---	
				Final: 11.400	9.400	10.950	12.150	10.050	10.250	64.200
				Place: 62T	69T	57*	49*	84	72T	69
70	193	Ethan Nguyen	Cal Sports- Race St.	Diff: 3.400	3.400	2.900	3.200	3.000	2.900	
				Exec: 7.600	3.450	8.400	9.250	8.300	8.400	
				ND: ---	---	-0.300	---	---	---	
				Final: 11.000	6.850	11.000	12.450	11.300	11.300	63.900
				Place: 73T	86	56	36T	54	31T	70

2019 Region 1 Championship

Meet Results







Apr 4-7, 2019

Rank	Num	Name	Gym							AA
71	580	Jonathan Moore	Liberty	Diff: 3.800	2.700	3.200	2.500	3.300	3.000	
				Exec: 7.000	5.950	8.000	9.600	7.850	7.000	
				ND: -0.300		-0.300				
				Final: 10.500	8.650	10.900	12.100	11.150	10.000	63.300
				Place: 84	78	60	55	59T	76	71
72	613	Gabe Sirvent	New Hope	Diff: 3.500	2.200	2.900	3.200	2.300	2.100	
				Exec: 7.750	6.150	8.000	8.850	8.350	8.200	
				ND: ---		-0.300				
				Final: 11.250	8.350	10.600	12.050	10.650	10.300	63.200
				Place: 69T	81T	70	56T	73T	69T	72
73	192	Colin Maraschin	Cal Sports- Race St.	Diff: 3.700	3.300	2.400	3.200	3.300	2.900	
				Exec: 5.250	8.100	7.350	9.100	7.300	7.500	
				ND: ---		-0.300				
				Final: 8.950	11.400	9.450	12.300	10.600	10.400	63.100
				Place: 86	19T	85	44*	77	63T	73
74	948	Ryan Edmondson	Top Squad	Diff: 4.200	3.200	3.300	3.200	2.600	3.000	
				Exec: 6.600	5.800	6.700	7.900	8.450	8.050	
				ND: ---			-0.100			
				Final: 10.800	9.000	10.000	11.000	11.050	11.050	62.900
				Place: 80T	72	81T	78	64T	42T	74
75	228	Quentin Millar	Dauntless	Diff: 3.100	3.000	3.200	2.200	3.300	2.900	
				Exec: 8.050	6.400	6.900	9.000	7.250	7.450	
				ND: ---						
				Final: 11.150	9.400	10.100	11.200	10.550	10.350	62.750
				Place: 72	69T	77T	75	78T	66T	75
76	8	Liam Halcomb	Accel	Diff: 3.500	2.300	2.400	2.200	2.900	2.600	
				Exec: 7.950	7.150	8.750	8.950	6.550	7.300	
				ND: ---		-0.300				
				Final: 11.450	9.450	10.850	11.150	9.450	9.900	62.250
				Place: 59T	68	61T	76	86	77	76
77	579	Dominic Gianatiempo	Liberty	Diff: 3.400	2.000	2.400	2.400	3.100	1.300	
				Exec: 8.200	5.950	8.150	9.250	8.000	8.200	
				ND: ---		-0.300				
				Final: 11.600	7.950	10.250	11.650	11.100	9.500	62.050
				Place: 55	84	76	66	61T	79	77
78	957	Andrew McGill	USA Gym Flairs	Diff: 3.500	3.500	3.500	2.200	3.400	3.900	
				Exec: 8.700	5.700	6.500	8.650	6.150	6.600	
				ND: ---			-0.300			
				Final: 12.200	9.200	10.000	10.550	9.550	10.500	62.000
				Place: 24*	71	81T	83	85	59T	78
79	273	Connor Folmar	EDGE	Diff: 3.600	2.200	3.000	3.200	2.900	2.900	
				Exec: 7.600	7.000	7.000	9.150	7.400	6.000	
				ND: ---	-0.300	-0.300				
				Final: 11.200	8.900	9.700	12.350	10.300	8.900	61.350
				Place: 71	74T	84	39*	83	82	79
80	106	Mohamed El. Askary	Azarian	Diff: 3.000	2.400	2.300	1.600	2.500	1.800	
				Exec: 7.800	7.850	8.100	9.250	8.300	8.200	
				ND: ---		-0.300			-2.000	
				Final: 10.800	10.250	10.100	10.850	10.800	8.000	60.800
				Place: 80T	51T	77T	80	68	83	80

2019 Region 1 Championship

Meet Results







Apr 4-7, 2019

Rank	Num	Name	Gym							AA
81	110	Austin Swanson	Azarian	Diff: 3.700	2.300	2.900	2.400	3.300	2.800	
				Exec: 5.600	5.300	7.700	8.300	7.400	7.550	
				ND: ---	---	-0.300	---	---	---	
				Final: 9.300	7.600	10.300	10.700	10.700	10.350	58.950
				Place: 85	85	74T	82	70T	66T	81
82	818	Ranmaru Soma	San Mateo	Diff: 3.600	3.200	2.600	1.600	2.400	0.000	
				Exec: 8.450	7.650	7.800	9.200	9.000	0.000	
				ND: ---	---	-0.300	---	---	---	
				Final: 12.050	10.850	10.100	10.800	11.400	0.000	55.200
				Place: 35*	39T	77T	81	50T	84*	82
83	688	Rory Hemmings	Payke	Diff: 3.400	2.300	2.900	1.000	3.200	2.300	
				Exec: 7.950	8.100	8.200	0.000	7.900	8.150	
				ND: ---	---	-0.300	---	---	---	
				Final: 11.350	10.400	10.800	1.000	11.100	10.450	55.100
				Place: 64T	49	64*	85	61T	61T	83
84	610	Samuel Douthitt	New Hope	Diff: 0.000	0.000	3.000	0.000	3.400	2.100	
				Exec: 0.000	0.000	8.050	0.000	9.200	8.350	
				ND: ---	---	-0.300	---	---	---	
				Final: 0.000	0.000	10.750	0.000	12.600	10.450	33.800
				Place: 87*	87*	67T	86*	9	61T	84
85	174	Jamie MacMillan	Cal Sports - GO	Diff: 3.400	3.500	0.000	3.200	0.000	0.000	
				Exec: 7.300	6.400	0.000	8.500	0.000	0.000	
				ND: ---	---	---	-0.100	---	---	
				Final: 10.700	9.900	0.000	11.600	0.000	0.000	32.200
				Place: 82	58T	87*	67T	87*	84*	85
86	915	Aniket Rahane	Team Legacy	Diff: 3.700	0.000	0.000	4.000	0.000	0.000	
				Exec: 8.400	0.000	0.000	9.350	0.000	0.000	
				ND: ---	---	---	---	---	---	
				Final: 12.100	0.000	0.000	13.350	0.000	0.000	25.450
				Place: 32T	87*	87*	8*	87*	84*	86
87	279	Ashton Anaya	Elevate	Diff: 0.000	0.000	4.300	0.000	2.600	---	
				Exec: 0.000	0.000	7.150	0.000	8.500	---	
				ND: ---	---	---	---	---	---	
				Final: 0.000	0.000	11.450	0.000	11.100	---	22.550
				Place: 87*	87*	45T	86*	61T	84*	87
88	134	Joshua Cohen	Broadway	Diff: 0.000	3.000	2.900	0.000	0.000	0.000	
				Exec: 0.000	7.050	8.200	0.000	0.000	0.000	
				ND: ---	---	-0.300	---	---	---	
				Final: 0.000	10.050	10.800	0.000	0.000	0.000	20.850
				Place: 87*	54T	64*	86*	87*	84*	88
89	888	Jacob Boomershine	Stanford	Diff: 4.100	0.000	0.000	0.000	0.000	0.000	
				Exec: 9.050	0.000	0.000	0.000	0.000	0.000	
				ND: ---	---	---	---	---	---	
				Final: 13.150	0.000	0.000	0.000	0.000	0.000	13.150
				Place: 4	87*	87*	86*	87*	84*	89
90	109	William Kinnick	Azarian	Diff: 0.000	3.200	0.000	0.000	0.000	0.000	
				Exec: 0.000	8.200	0.000	0.000	0.000	0.000	
				ND: ---	---	---	---	---	---	
				Final: 0.000	11.400	0.000	0.000	0.000	0.000	11.400
				Place: 87*	19T	87*	86*	87*	84*	90

2019 Region 1 Championship

Meet Results

Apr 4-7, 2019

Rank	Num	Name	Gym							AA
91	105	Nico Del Nero Pires	Azarian	Diff: 0.000	0.000	0.000	0.000	3.300	0.000	
				Exec: 0.000	0.000	0.000	0.000	7.350	0.000	
				ND: ---	---	---	---	---	---	
				Final: 0.000	0.000	0.000	0.000	10.650	0.000	10.650
				Place: 87*	87*	87*	86*	73*	84*	91
92	577	Aiden Nielson	Legacy	Diff: 0.000	0.000	0.000	0.000	0.000	0.000	
				Exec: 0.000	0.000	0.000	0.000	0.000	0.000	
				ND: ---	---	---	---	---	---	
				Final: 0.000	0.000	0.000	0.000	0.000	0.000	0.000
				Place: 87*	87*	87*	86*	87*	84*	92