







2019 Region 1 Championship

Meet Results







Apr 4-7, 2019

Rank	Num	Name	Gym							AA
1	286	Brandon Nguyen*	Elevate	Diff: 5.000	4.100	4.600	5.200	4.200	4.300	
				Exec: 9.250	7.650	9.050	8.450	8.600	8.900	
				ND: ---	---	---	-0.300	---	---	
				Final: 14.250	11.750	13.650	13.350	12.800	13.200	79.000
				Place: 1	3	1	5T	3T	1	1
2	634	Raydel Gamboa*	North Valley	Diff: 4.500	4.000	4.300	5.000	4.400	4.400	
				Exec: 7.800	7.800	8.900	9.450	7.650	8.000	
				ND: -0.100	---	---	---	---	---	
				Final: 12.200	11.800	13.200	14.450	12.050	12.400	76.100
				Place: 12T	2	4	1	15	3	2
3	1022	TYLER Shimizu*	WCOGA	Diff: 4.500	4.500	3.800	4.000	4.200	3.500	
				Exec: 8.450	6.500	8.650	9.250	8.750	8.800	
				ND: ---	---	---	---	---	---	
				Final: 12.950	11.000	12.450	13.250	12.950	12.300	74.900
				Place: 2	17T	10T	8	2	4	3
4	348	Riley Rose*	Go For It USA	Diff: 4.100	3.500	3.700	4.100	3.600	3.600	
				Exec: 8.550	8.150	9.050	9.200	8.600	8.600	
				ND: ---	---	---	---	---	---	
				Final: 12.650	11.650	12.750	13.300	12.200	12.200	74.750
				Place: 6	6T	6	7	13	6	4
5	1048	JoJo Buselmeier*	Xtreme Gymnastics	Diff: 4.200	3.200	4.300	4.000	4.100	3.700	
				Exec: 8.300	7.900	9.100	8.950	8.350	7.800	
				ND: ---	---	---	---	---	---	
				Final: 12.500	11.100	13.400	12.950	12.450	11.500	73.900
				Place: 7T	12*	3	13*	7*	13T	5
6	311	Oliver Sons*	Eric Will	Diff: 4.300	3.200	4.200	4.400	3.600	3.600	
				Exec: 8.200	7.700	8.800	9.150	8.850	7.800	
				ND: ---	---	---	---	---	---	
				Final: 12.500	10.900	13.000	13.550	12.450	11.400	73.800
				Place: 7T	20T	5	3	7T	15	6
7	1021	Sean Shimizu*	WCOGA	Diff: 4.100	3.500	3.800	4.000	4.000	3.500	
				Exec: 8.750	7.050	8.150	8.950	9.000	8.600	
				ND: ---	---	---	---	---	---	
				Final: 12.850	10.550	11.950	12.950	13.000	12.100	73.400
				Place: 3T	24	16T	13*	1	7	7
8	636	Joseph Pepe*	North Valley	Diff: 4.100	3.500	4.000	4.800	4.000	4.300	
				Exec: 7.400	7.850	8.350	9.550	6.500	8.750	
				ND: ---	---	---	---	---	---	
				Final: 11.500	11.350	12.350	14.350	10.500	13.050	73.100
				Place: 31	9	13	2	46	2	8
9	517	Jaden Laubstein	Head Over Heels	Diff: 3.900	3.800	3.500	4.000	3.900	3.600	
				Exec: 7.850	8.200	8.900	9.050	8.500	7.600	
				ND: ---	---	---	---	---	---	
				Final: 11.750	12.000	12.400	13.050	12.400	11.200	72.800
				Place: 24T	1	12	11	11	20T	9
10	411	Brandan Gladkoff	GymJam	Diff: 4.000	3.100	3.200	4.000	3.600	3.200	
				Exec: 8.400	8.200	9.100	9.150	8.400	8.700	
				ND: ---	-0.300	---	---	---	---	
				Final: 12.400	11.000	12.300	13.150	12.000	11.900	72.750
				Place: 9	17T	14T	9	16	8	10

2019 Region 1 Championship

Meet Results

Apr 4-7, 2019







Rank	Num	Name	Gym							AA
11	887	Mark Berlaga*	Stanford	Diff: 3.900	4.200	4.800	4.000	3.900	3.600	
				Exec: 8.950	6.850	8.800	9.350	7.350	7.000	
				ND: ---	---	---	---	---	---	
				Final: 12.850	11.050	13.600	13.350	11.250	10.600	72.700
				Place: 3T	15T	2	5T	30	31	11
12	416	Jadon Roberson	GymJam	Diff: 4.200	3.100	4.000	4.000	4.100	3.700	
				Exec: 7.650	7.000	8.450	9.100	8.700	8.550	
				ND: ---	---	---	---	---	---	
				Final: 11.850	10.100	12.450	13.100	12.800	12.250	72.550
				Place: 21*	28	10T	10	3T	5	12
13	194	Christopher Scales	Cal Sports- Race St.	Diff: 3.400	4.100	4.400	3.200	4.400	3.600	
				Exec: 8.350	7.600	8.200	9.250	7.750	8.000	
				ND: ---	---	---	-0.100	---	---	
				Final: 11.750	11.700	12.600	12.350	12.150	11.600	72.150
				Place: 24T	4T	8	24T	14	12	13
14	934	Matthew Krall*	Top Flight	Diff: 3.700	3.600	3.700	4.000	3.800	3.800	
				Exec: 9.000	7.050	9.000	9.000	7.650	6.900	
				ND: ---	---	---	---	---	---	
				Final: 12.700	10.650	12.700	13.000	11.450	10.700	71.200
				Place: 5	23	7	12	26	29T	14
15	825	Sean Kalani McClure	Seawind	Diff: 3.800	3.500	3.600	4.000	3.300	2.600	
				Exec: 7.950	8.200	8.250	8.950	8.250	8.600	
				ND: ---	---	---	-0.100	---	---	
				Final: 11.750	11.700	11.850	12.850	11.550	11.200	70.900
				Place: 24T	4T	18T	17T	23	20T	15
16	1023	Maxwell Taniguchi-King	WCOGA	Diff: 4.200	3.700	3.700	4.000	3.700	3.500	
				Exec: 7.650	5.850	8.600	9.400	8.550	8.000	
				ND: ---	---	---	---	---	---	
				Final: 11.850	9.550	12.300	13.400	12.250	11.500	70.850
				Place: 21*	36	14T	4	12	13T	16
17	1019	Jeremy Cook	WCOGA	Diff: 3.600	3.200	3.700	4.000	3.900	3.400	
				Exec: 8.600	7.900	8.800	8.200	7.600	7.750	
				ND: ---	---	---	---	---	---	
				Final: 12.200	11.100	12.500	12.200	11.500	11.150	70.650
				Place: 12T	12*	9	30	24T	22T	17
18	136	Jacob Graber	Broadway	Diff: 4.000	3.400	3.200	2.400	3.400	3.000	
				Exec: 8.200	7.750	8.250	9.000	9.100	8.700	
				ND: ---	---	---	---	---	---	
				Final: 12.200	11.150	11.450	11.400	12.500	11.700	70.400
				Place: 12T	11	24*	40	6	9	18
19	75	Jacob Becchetti*	Aspire	Diff: 4.000	4.100	4.200	4.000	4.100	3.500	
				Exec: 7.700	6.800	7.750	8.750	8.350	7.200	
				ND: ---	---	---	-0.100	---	---	
				Final: 11.700	10.900	11.950	12.650	12.450	10.700	70.350
				Place: 27	20T	16T	19*	7*	29T	19
20	107	Aidan Hauptmeier*	Azarian	Diff: 3.700	3.000	3.600	3.200	3.400	3.500	
				Exec: 7.650	7.350	8.050	9.100	9.250	7.550	
				ND: ---	---	---	---	---	---	
				Final: 11.350	10.350	11.650	12.300	12.650	11.050	69.350
				Place: 33T	26	21	27*	5	24T	20

2019 Region 1 Championship

Meet Results

Apr 4-7, 2019

Page: 3
 Printed: 4/4/2019 4:29:49 PM
 Men / 10 / 16 yrs.
 Session: 02







Rank	Num	Name	Gym							AA
21	412	Nathan Goodman*	GymJam	Diff: 4.000	3.300	3.500	3.200	2.800	3.000	
				Exec: 7.000	8.350	8.350	9.200	8.150	8.300	
				ND: ---	---	---	---	---	---	
				Final: 11.000	11.650	11.850	12.400	10.950	11.300	69.150
				Place: 38T	6T	18T	23	38	16T	21
22	727	Armando Visitacion	Platinum	Diff: 3.600	2.700	2.700	3.200	3.100	2.400	
				Exec: 8.650	7.050	8.850	9.150	8.300	9.250	
				ND: ---	---	---	---	---	---	
				Final: 12.250	9.750	11.550	12.350	11.400	11.650	68.950
				Place: 10T	33	22	24*	27T	10T	22
23	177	Ian Orozco	Cal Sports - GO	Diff: 3.500	3.400	3.100	4.000	3.300	3.400	
				Exec: 8.650	7.700	8.150	8.750	7.350	7.450	
				ND: ---	---	---	-0.100	---	---	
				Final: 12.150	11.100	11.250	12.650	10.650	10.850	68.650
				Place: 15	12T	29	19*	41*	27	23
24	689	Daniel Jacobsen	Payke	Diff: 3.700	3.000	2.900	2.400	3.100	2.200	
				Exec: 8.550	6.600	8.600	8.950	9.350	8.200	
				ND: ---	---	---	---	---	---	
				Final: 12.250	9.600	11.500	11.350	12.450	10.400	67.550
				Place: 10T	35	23	41	7T	34T	24
25	10	Noah Kim	Accel	Diff: 3.500	3.200	2.500	3.200	2.300	3.200	
				Exec: 8.050	8.100	7.450	8.800	9.200	7.950	
				ND: ---	---	---	---	---	---	
				Final: 11.550	11.300	9.950	12.000	11.500	11.150	67.450
				Place: 29T	10	45	35	24T	22T	25
26	824	Alexander Kotnik	Seawind	Diff: 3.800	3.400	3.600	3.200	3.100	3.200	
				Exec: 8.200	7.550	5.500	9.050	8.850	7.800	
				ND: ---	---	---	---	---	---	
				Final: 12.000	10.950	9.100	12.250	11.950	11.000	67.250
				Place: 19	19	47	29	17	26	26
27	552	Jason Ball	IGC	Diff: 3.800	3.200	3.600	2.800	3.300	3.300	
				Exec: 7.150	6.800	7.850	8.950	8.550	7.950	
				ND: ---	---	-0.300	---	---	---	
				Final: 10.950	10.000	11.150	11.750	11.850	11.250	66.950
				Place: 41	30	30	36T	19*	18T	27
28T	414	Connor Radding	GymJam	Diff: 3.600	3.100	3.200	3.200	3.300	2.900	
				Exec: 7.800	5.700	8.250	9.050	8.550	8.350	
				ND: ---	---	---	-0.100	---	---	
				Final: 11.400	8.800	11.450	12.150	11.850	11.250	66.900
				Place: 32	38	24*	31T	19*	18T	28T
28T	393	Jason Bender	Gym World Central	Diff: 3.600	3.100	3.700	3.200	3.200	3.400	
				Exec: 8.250	6.850	7.700	9.150	8.000	6.750	
				ND: ---	---	---	---	---	---	
				Final: 11.850	9.950	11.400	12.350	11.200	10.150	66.900
				Place: 21T	31	27	24*	31	40*	28T
28T	660	Trevor Ruggeri	Ohana Gym	Diff: 3.300	3.400	2.700	2.400	3.100	3.000	
				Exec: 8.600	6.850	8.100	9.350	8.550	7.550	
				ND: ---	---	---	---	---	---	
				Final: 11.900	10.250	10.800	11.750	11.650	10.550	66.900
				Place: 20	27	34T	36T	22	32	28T

2019 Region 1 Championship

Meet Results

Apr 4-7, 2019

Page: 4
 Printed: 4/4/2019 4:29:49 PM
 Men / 10 / 16 yrs.
 Session: 02







Rank	Num	Name	Gym							AA
31	949	Riley Sutton	Top Squad	Diff: 3.600	3.300	3.500	3.200	2.600	2.500	
				Exec: 8.450	7.750	8.200	9.250	8.050	6.750	
				ND: ---	---	---	-0.300	---	---	
				Final: 12.050	11.050	11.700	12.150	10.650	9.250	66.850
				Place: 17*	15T	20	31T	41T	44	31
32	282	Justin Jones	Elevate	Diff: 4.100	2.900	3.100	4.000	3.200	3.200	
				Exec: 7.750	5.800	7.750	8.850	8.700	7.550	
				ND: -0.500	---	---	---	---	---	
				Final: 11.350	8.700	10.850	12.850	11.900	10.750	66.400
				Place: 33T	39	33	17T	18	28	32
33	175	George McNarney	Cal Sports - GO	Diff: 3.600	3.000	2.700	4.100	3.300	3.200	
				Exec: 7.700	6.650	7.650	8.350	7.750	7.200	
				ND: ---	---	---	---	---	---	
				Final: 11.300	9.650	10.350	12.450	11.050	10.400	65.200
				Place: 36	34	40	21T	36T	34T	33
34	62	Joseph Valenzuela	Arizona Prestige	Diff: 4.100	2.700	3.600	4.000	2.800	3.000	
				Exec: 8.000	5.800	7.150	8.900	7.550	7.300	
				ND: ---	---	---	---	---	---	
				Final: 12.100	8.500	10.750	12.900	10.350	10.300	64.900
				Place: 16	41	37	16	47	38T	34
35T	159	AJ Robertson	CGC	Diff: 3.700	3.500	3.500	4.000	3.000	3.400	
				Exec: 7.850	4.500	7.800	8.950	7.700	6.750	
				ND: ---	---	---	---	---	---	
				Final: 11.550	8.000	11.300	12.950	10.700	10.150	64.650
				Place: 29T	44	28	13*	39T	40*	35T
35T	139	Mason Stokdyk	Broadway	Diff: 3.000	2.500	2.700	2.200	3.200	3.100	
				Exec: 8.000	5.850	8.150	9.100	8.600	8.550	
				ND: ---	---	-0.300	---	---	---	
				Final: 11.000	8.350	10.550	11.300	11.800	11.650	64.650
				Place: 38T	42T	39	42	21	10T	35T
37	193	Ethan Nguyen	Cal Sports- Race St.	Diff: 3.400	3.400	2.900	3.200	3.000	2.900	
				Exec: 7.600	3.450	8.400	9.250	8.300	8.400	
				ND: ---	---	-0.300	---	---	---	
				Final: 11.000	6.850	11.000	12.450	11.300	11.300	63.900
				Place: 38T	47	31	21T	29	16T	37
38	580	Jonathan Moore	Liberty	Diff: 3.800	2.700	3.200	2.500	3.300	3.000	
				Exec: 7.000	5.950	8.000	9.600	7.850	7.000	
				ND: -0.300	---	-0.300	---	---	---	
				Final: 10.500	8.650	10.900	12.100	11.150	10.000	63.300
				Place: 44	40	32	33	32	42	38
39	613	Gabe Sirvent	New Hope	Diff: 3.500	2.200	2.900	3.200	2.300	2.100	
				Exec: 7.750	6.150	8.000	8.850	8.350	8.200	
				ND: ---	---	-0.300	---	---	---	
				Final: 11.250	8.350	10.600	12.050	10.650	10.300	63.200
				Place: 37	42T	38	34	41T	38T	39
40	192	Colin Maraschin	Cal Sports- Race St.	Diff: 3.700	3.300	2.400	3.200	3.300	2.900	
				Exec: 5.250	8.100	7.350	9.100	7.300	7.500	
				ND: ---	---	-0.300	---	---	---	
				Final: 8.950	11.400	9.450	12.300	10.600	10.400	63.100
				Place: 46	8	46	27*	45	34T	40

2019 Region 1 Championship

Meet Results

Apr 4-7, 2019

Page: 5
 Printed: 4/4/2019 4:29:49 PM
 Men / 10 / 16 yrs.
 Session: 02

Rank	Num	Name	Gym							AA
41	948	Ryan Edmondson	Top Squad	Diff: 4.200	3.200	3.300	3.200	2.600	3.000	
				Exec: 6.600	5.800	6.700	7.900	8.450	8.050	
				ND: ---	---	---	-0.100	---	---	
				Final: 10.800	9.000	10.000	11.000	11.050	11.050	62.900
				Place: 42	37	44	43	36T	24T	41
42	579	Dominic Gianatiempo	Liberty	Diff: 3.400	2.000	2.400	2.400	3.100	1.300	
				Exec: 8.200	5.950	8.150	9.250	8.000	8.200	
				ND: ---	---	-0.300	---	---	---	
				Final: 11.600	7.950	10.250	11.650	11.100	9.500	62.050
				Place: 28	45	42	38	33T	43	42
43	110	Austin Swanson	Azarian	Diff: 3.700	2.300	2.900	2.400	3.300	2.800	
				Exec: 5.600	5.300	7.700	8.300	7.400	7.550	
				ND: ---	---	-0.300	---	---	---	
				Final: 9.300	7.600	10.300	10.700	10.700	10.350	58.950
				Place: 45	46	41	45	39T	37	43
44	818	Ranmaru Soma	San Mateo	Diff: 3.600	3.200	2.600	1.600	2.400	0.000	
				Exec: 8.450	7.650	7.800	9.200	9.000	0.000	
				ND: ---	---	-0.300	---	---	---	
				Final: 12.050	10.850	10.100	10.800	11.400	0.000	55.200
				Place: 17*	22	43	44	27T	45*	44
45	688	Rory Hemmings	Payke	Diff: 3.400	2.300	2.900	1.000	3.200	2.300	
				Exec: 7.950	8.100	8.200	0.000	7.900	8.150	
				ND: ---	---	-0.300	---	---	---	
				Final: 11.350	10.400	10.800	1.000	11.100	10.450	55.100
				Place: 33T	25	34*	46	33T	33	45
46	174	Jamie MacMillan	Cal Sports - GO	Diff: 3.400	3.500	0.000	3.200	0.000	0.000	
				Exec: 7.300	6.400	0.000	8.500	0.000	0.000	
				ND: ---	---	---	-0.100	---	---	
				Final: 10.700	9.900	0.000	11.600	0.000	0.000	32.200
				Place: 43	32	48*	39	48*	45*	46
47	279	Ashton Anaya	Elevate	Diff: 0.000	0.000	4.300	0.000	2.600	---	
				Exec: 0.000	0.000	7.150	0.000	8.500	---	
				ND: ---	---	---	---	---	---	
				Final: 0.000	0.000	11.450	0.000	11.100	---	22.550
				Place: 47*	48*	24T	47*	33T	45*	47
48	134	Joshua Cohen	Broadway	Diff: 0.000	3.000	2.900	0.000	0.000	0.000	
				Exec: 0.000	7.050	8.200	0.000	0.000	0.000	
				ND: ---	---	-0.300	---	---	---	
				Final: 0.000	10.050	10.800	0.000	0.000	0.000	20.850
				Place: 47*	29	34*	47*	48*	45*	48
49	105	Nico Del Nero Pires	Azarian	Diff: 0.000	0.000	0.000	0.000	3.300	0.000	
				Exec: 0.000	0.000	0.000	0.000	7.350	0.000	
				ND: ---	---	---	---	---	---	
				Final: 0.000	0.000	0.000	0.000	10.650	0.000	10.650
				Place: 47*	48*	48*	47*	41*	45*	49