







2019 Region 1 Championship

Meet Results

Apr 4-7, 2019







Rank	Num	Name	Gym							AA
1	981	Jarek Dillon*	USA Gym Flairs	Diff: 2.300	2.600	2.300	2.400	2.300	2.100	
				Exec: 9.300	8.350	9.550	8.800	9.400	8.650	
				ND: ---	---	---	---	---	---	
				Final: 11.600	10.950	11.850	11.200	11.700	10.750	68.050
				Place: 2	1	1	7T	1	4	1
2	570	Gavin Wilson*	Inland Empire	Diff: 2.400	2.400	2.200	2.200	2.300	2.500	
				Exec: 8.950	8.400	9.550	9.050	9.350	8.150	
				ND: ---	---	---	---	---	---	
				Final: 11.350	10.800	11.750	11.250	11.650	10.650	67.450
				Place: 4T	2	2*	5T	2	5	2
3	379	David Workman*	Golden State	Diff: 2.500	2.300	2.100	1.900	2.200	1.100	
				Exec: 9.400	8.400	8.850	9.800	9.100	8.400	
				ND: ---	---	---	---	---	---	
				Final: 11.900	10.700	10.950	11.700	11.300	9.500	66.050
				Place: 1	3	11	1	3	11	3
4	447	Nickolas Tanouye	Gymcats	Diff: 2.700	2.500	2.600	2.400	2.500	2.400	
				Exec: 8.350	7.500	8.750	9.150	7.650	8.900	
				ND: ---	---	---	---	---	---	
				Final: 11.050	10.000	11.350	11.550	10.150	11.300	65.400
				Place: 10	8	5T	3	16T	1	4
5	982	Derek Eudey*	USA Gym Flairs	Diff: 2.400	1.900	2.200	1.600	2.300	2.100	
				Exec: 8.250	8.500	9.150	9.150	8.350	8.000	
				ND: ---	---	---	---	---	---	
				Final: 10.650	10.400	11.350	10.750	10.650	10.100	63.900
				Place: 14	6	5T	17	8	7	5
6	928	Joel Taylor*	Technique Gymnastics	Diff: 2.400	2.200	2.300	1.600	2.700	2.100	
				Exec: 8.300	8.250	7.900	9.600	7.550	8.700	
				ND: ---	---	---	---	---	---	
				Final: 10.700	10.450	10.200	11.200	10.250	10.800	63.600
				Place: 13	5	19*	7T	14	3	6
7	172	Cian Wheeler*	CGC	Diff: 2.300	1.500	2.200	1.600	2.100	1.600	
				Exec: 8.550	8.450	9.550	9.550	8.650	8.150	
				ND: ---	-1.300	---	---	---	---	
				Final: 10.850	8.650	11.750	11.150	10.750	9.750	62.900
				Place: 12	20	2*	9T	6T	9	7
8	569	Robert LaChausse	Inland Empire	Diff: 2.300	1.700	2.200	1.600	2.200	1.100	
				Exec: 8.300	8.000	9.100	9.650	8.550	8.000	
				ND: ---	---	---	---	---	---	
				Final: 10.600	9.700	11.300	11.250	10.750	9.100	62.700
				Place: 15T	11T	7	5T	6T	15T	8
9	272	Isaak Macias	Diamondback	Diff: 2.400	1.700	2.300	1.600	2.100	1.600	
				Exec: 8.800	7.800	8.400	9.350	8.750	7.500	
				ND: ---	---	---	---	---	---	
				Final: 11.200	9.500	10.700	10.950	10.850	9.100	62.300
				Place: 7T	14T	13T	14	5	15T	9
10	633	Ben Venters	North County	Diff: 2.600	2.200	2.200	1.700	2.300	2.100	
				Exec: 8.950	5.900	8.500	9.800	8.100	8.100	
				ND: ---	-0.300	---	---	---	---	
				Final: 11.550	7.800	10.700	11.500	10.400	10.200	62.150
				Place: 3	22	13T	4	10T	6	10

2019 Region 1 Championship

Meet Results

Apr 4-7, 2019







Page: 2
 Printed: 4/4/2019 11:36:30 AM
 Men / J1 / 15-18 yrs.
 Session: 01

Rank	Num	Name	Gym							AA
11	927	Jordan Nguyen*	Technique Gymnastics	Diff: 2.400	1.900	2.300	1.600	2.100	2.100	
				Exec: 8.300	7.800	8.250	9.000	8.300	7.700	
				ND: -0.300						
				Final: 10.400	9.700	10.550	10.600	10.400	9.800	61.450
				Place: 20T	11T	18	20	10T	8	11
12	878	Mathew Ard	South Coast	Diff: 2.500	1.700	2.300	3.200	2.200	1.000	
				Exec: 8.750	7.750	8.350	8.400	7.400	7.650	
				ND: ---						
				Final: 11.250	9.450	10.650	11.600	9.600	8.650	61.200
				Place: 6	16*	16	2	21	19	12
13	984	Andrew German	USA Gym Flairs	Diff: 2.200	2.400	2.100	1.600	2.100	0.500	
				Exec: 8.400	7.900	9.150	9.100	9.050	7.650	
				ND: ---					-1.000	
				Final: 10.600	10.300	11.250	10.700	11.150	7.150	61.150
				Place: 15T	7	8	18T	4	23	13
14	990	Caleb Yi	USA Gym Flairs	Diff: 2.700	1.700	2.100	1.600	1.600	1.100	
				Exec: 8.500	7.750	8.600	9.300	8.550	7.250	
				ND: ---						
				Final: 11.200	9.450	10.700	10.900	10.150	8.350	60.750
				Place: 7T	16*	13T	15	16*	21	14
15	367	Andrew Fairchild	Gold Country	Diff: 2.500	2.200	2.200	2.200	1.600	1.700	
				Exec: 8.100	7.650	7.950	8.850	8.300	7.550	
				ND: ---	-0.300					
				Final: 10.600	9.550	10.150	11.050	9.900	9.250	60.500
				Place: 15T	13	23	11*	20	13T	15
16	985	Tyler Hoffmann	USA Gym Flairs	Diff: 2.100	1.700	2.200	1.600	1.600	0.600	
				Exec: 7.450	8.200	8.850	8.900	8.550	8.650	
				ND: ---						
				Final: 9.550	9.900	11.050	10.500	10.150	9.250	60.400
				Place: 25	10	10	21	16*	13T	16
17	58	Keegan Donovan-Schager	Arizona Olympian	Diff: 2.200	2.100	2.200	1.600	2.100	1.100	
				Exec: 9.150	8.150	8.650	8.350	7.600	8.200	
				ND: ---	-0.300			-1.000		
				Final: 11.350	9.950	10.850	9.950	8.700	9.300	60.100
				Place: 4T	9	12	25	24	12	17
18	156	Jose Pineda	Broadway	Diff: 2.700	1.400	2.200	2.200	2.200	2.100	
				Exec: 7.250	8.200	9.250	8.800	6.900	9.150	
				ND: ---	-2.300					
				Final: 9.950	7.300	11.450	11.000	9.100	11.250	60.050
				Place: 23	23T	4	13	22	2	18
19	375	Michael Aguirre	Golden State	Diff: 2.800	1.400	2.200	2.400	2.200	1.100	
				Exec: 8.200	7.900	8.400	8.750	7.950	8.500	
				ND: ---	-2.300					
				Final: 11.000	7.000	10.600	11.150	10.150	9.600	59.500
				Place: 11	25	17	9T	16T	10	19
20	171	Ethan Estrada	CGC	Diff: 2.200	2.100	2.200	2.200	2.200	1.100	
				Exec: 7.600	6.450	8.900	8.600	8.400	7.300	
				ND: ---			-0.100			
				Final: 9.800	8.550	11.100	10.700	10.600	8.400	59.150
				Place: 24	21	9	18T	9	20	20

2019 Region 1 Championship

Meet Results

Apr 4-7, 2019

Rank	Num	Name	Gym							AA
21	983	Isaiah Gardner	USA Gym Flairs	Diff: 2.500	1.700	1.600	1.600	1.600	0.500	
				Exec: 8.000	8.800	8.050	8.400	8.600	7.600	
				ND: ---	---	---	---	---	-1.000	
				Final: 10.500	10.500	9.650	10.000	10.200	7.100	57.950
				Place: 19	4	25	24	15	24	21
22	687	Manny Jimenez	Pacific Coast	Diff: 2.400	2.300	2.200	2.200	2.200	2.100	
				Exec: 8.150	6.000	7.500	8.850	8.100	6.750	
				ND: ---	-1.000	---	---	---	---	
				Final: 10.550	7.300	9.700	11.050	10.300	8.850	57.750
				Place: 18	23T	24	11*	13	17	22
23	722	Peter Sabo	Perfect 10	Diff: 2.100	1.600	2.100	1.600	2.100	0.600	
				Exec: 8.300	7.850	8.100	8.600	6.450	8.200	
				ND: ---	---	---	---	---	---	
				Final: 10.400	9.450	10.200	10.200	8.550	8.800	57.600
				Place: 20T	16T	19T	23	25	18	23
24	926	Dimitri Mirjanovic	Technique Gymnastics	Diff: 2.200	1.800	2.100	1.600	1.600	0.600	
				Exec: 8.300	7.500	7.450	8.750	7.200	7.700	
				ND: -0.100	---	---	---	---	---	
				Final: 10.400	9.300	9.550	10.350	8.800	8.300	56.700
				Place: 20T	19	26	22	23	22	24
25	821	Jonah Gattey	San Mateo	Diff: 2.200	1.800	2.300	1.700	2.200	---	
				Exec: 8.900	7.700	7.900	9.100	8.150	---	
				ND: ---	---	---	---	---	---	
				Final: 11.100	9.500	10.200	10.800	10.350	---	51.950
				Place: 9	14T	19*	16	12	25*	25
26	157	Michael Yasuda	Broadway	Diff: ---	---	1.700	0.000	0.000	---	
				Exec: ---	---	8.500	0.000	0.000	---	
				ND: ---	---	---	---	---	---	
				Final: ---	---	10.200	0.000	0.000	---	10.200
				Place: 26	26	19T	26	26	25*	26