







# 2019 Region 1 Championship

## Meet Results

Apr 4-7, 2019

Rank	Num	Name	Gym							AA
1	4	Andrew Kerzhner*	AGC-SF	Diff: 3.200	3.100	3.200	3.200	3.000	2.200	
				Exec: 8.250	8.350	8.200	8.650	8.650	8.900	
				ND: ---	---	-0.300	---	---	---	
				Final: 11.450	11.450	11.100	11.850	11.650	11.100	68.600
				Place: 14T	1	9	5	5	6T	1
2	307	Terren Saechao	Elevate	Diff: 3.300	3.000	2.600	3.200	2.600	3.200	
				Exec: 8.500	7.650	9.450	9.050	9.300	6.100	
				ND: ---	---	-0.300	-0.100	---	---	
				Final: 11.800	10.650	11.750	12.150	11.900	9.300	67.550
				Place: 6T	3T	1	4	2	24	2
3	489	Brandon Elias*	Gymnastics Olympica	Diff: 3.300	3.000	2.800	2.400	2.800	2.500	
				Exec: 8.900	6.750	8.750	9.000	8.400	9.100	
				ND: ---	---	-0.300	---	---	---	
				Final: 12.200	9.750	11.250	11.400	11.200	11.600	67.400
				Place: 2T	8	6	11	12	1	3
4	604	Connor Brokowski*	Mission Valley	Diff: 3.400	2.600	3.100	3.200	3.100	2.500	
				Exec: 8.000	8.050	8.550	9.150	7.600	8.200	
				ND: ---	---	---	-0.100	---	---	
				Final: 11.400	10.650	11.650	12.250	10.700	10.700	67.350
				Place: 16T	3T	2T	1T	16	12T	4
5	787	Spencer Green	SCATS	Diff: 3.200	2.500	2.500	2.200	3.000	2.300	
				Exec: 7.850	8.800	9.000	8.750	8.700	8.850	
				ND: ---	-0.300	-0.300	---	---	---	
				Final: 11.050	11.000	11.200	10.950	11.700	11.150	67.050
				Place: 23	2	7T	19T	3T	5	5
6	495	Riku Takahashi*	Gymnastics Olympica	Diff: 3.200	3.400	3.300	2.200	3.200	3.200	
				Exec: 8.600	5.300	8.650	8.950	9.150	8.150	
				ND: ---	---	-0.300	---	---	---	
				Final: 11.800	8.700	11.650	11.150	12.350	11.350	67.000
				Place: 6T	19T	2T	12*	1	2	6
7	249	Keenan Berrong	Davis Diamonds	Diff: 3.400	2.400	2.500	3.200	3.000	2.300	
				Exec: 8.500	7.150	8.650	8.700	8.150	8.550	
				ND: ---	-0.300	-0.300	-0.100	---	---	
				Final: 11.900	9.250	10.850	11.800	11.150	10.850	65.800
				Place: 5	15	12*	6	13	9	7
8	748	James Gamboa	Platinum	Diff: 3.200	3.000	2.500	2.200	2.900	2.200	
				Exec: 8.350	6.850	8.650	9.250	8.450	8.400	
				ND: ---	---	-0.300	---	---	---	
				Final: 11.550	9.850	10.850	11.450	11.350	10.600	65.650
				Place: 11T	7	12*	9*	9*	16T	8
9	1044	Brody Penn	WCOGA	Diff: 4.100	2.300	2.600	2.800	2.800	3.000	
				Exec: 8.700	8.450	8.150	9.000	7.300	8.050	
				ND: ---	-1.300	-0.300	-0.100	---	---	
				Final: 12.800	9.450	10.450	11.700	10.100	11.050	65.550
				Place: 1	12	21	7	17	8	9
10	31	Kyle Linehan	Accel	Diff: 3.000	2.500	2.500	1.600	2.900	2.000	
				Exec: 8.150	8.050	8.350	9.350	8.450	8.800	
				ND: ---	---	-0.300	---	---	---	
				Final: 11.150	10.550	10.550	10.950	11.350	10.800	65.350
				Place: 19	5	17T	19T	9*	10	10







# 2019 Region 1 Championship

## Meet Results

Men / 9 / 15 yrs.

Session: 01

Apr 4-7, 2019

Rank	Num	Name	Gym							AA
11T	632	Ben Etheridge	North County	Diff: 3.900	2.600	3.100	2.400	2.800	3.000	
				Exec: 7.900	5.500	8.700	9.250	8.650	7.700	
				ND: ---	-0.300	-0.300	---	---	---	
				Final: 11.800	7.800	11.500	11.650	11.450	10.700	64.900
				Place: 6T	25	4	8	6*	12T	11T
11T	976	Jack Hibbs*	USA Gym Flairs	Diff: 3.200	3.100	2.600	3.200	2.000	2.100	
				Exec: 7.900	5.950	8.750	9.050	7.950	9.100	
				ND: ---	---	---	---	---	---	
				Final: 11.100	9.050	11.350	12.250	9.950	11.200	64.900
				Place: 20T	16	5	1T	19T	4	11T
13	99	Braeden Weems*	Aspire	Diff: 3.100	2.700	3.000	3.200	2.800	2.500	
				Exec: 8.300	6.000	8.150	7.800	8.650	8.750	
				ND: ---	---	-0.300	---	---	---	
				Final: 11.400	8.700	10.850	11.000	11.450	11.250	64.650
				Place: 16T	19T	12T	17T	6*	3	13
14	746	Jake Dickey	Platinum	Diff: 3.500	2.600	2.400	2.200	2.800	2.100	
				Exec: 8.300	7.450	8.450	8.000	8.600	8.500	
				ND: ---	---	-0.300	---	---	---	
				Final: 11.800	10.050	10.550	10.200	11.400	10.600	64.600
				Place: 6T	6	17T	25T	8	16T	14
15	514	Blaise Rousseau	Hawaiian Twisters	Diff: 3.300	2.600	3.200	2.200	2.900	2.500	
				Exec: 8.400	6.800	8.050	8.950	7.950	8.000	
				ND: ---	---	-0.300	---	---	---	
				Final: 11.700	9.400	10.950	11.150	10.850	10.500	64.550
				Place: 10	13T	10T	12*	15	19T	15
16	713	Mattheus Johnson	Peninsula	Diff: 3.500	2.400	2.500	2.000	2.800	2.500	
				Exec: 8.000	7.200	7.350	9.150	8.900	8.250	
				ND: ---	---	-0.300	-0.100	---	---	
				Final: 11.500	9.600	9.550	11.050	11.700	10.750	64.150
				Place: 13	10	25	16	3T	11	16
17	978	Gustavo Rios*	USA Gym Flairs	Diff: 3.300	2.800	2.600	3.200	2.900	2.600	
				Exec: 7.150	5.250	8.900	9.000	8.450	8.050	
				ND: ---	---	-0.300	---	---	---	
				Final: 10.450	8.050	11.200	12.200	11.350	10.650	63.900
				Place: 25	24	7T	3	9*	14T	17
18	813	Bo Shaffer*	SGA	Diff: 3.500	2.500	2.600	2.200	2.300	2.700	
				Exec: 8.700	6.450	8.650	9.250	6.400	8.400	
				ND: ---	---	-0.300	---	---	---	
				Final: 12.200	8.950	10.950	11.450	8.700	11.100	63.350
				Place: 2T	17	10T	9*	26	6T	18
19	551	Gavin Murrell	High Sierra	Diff: 3.100	2.500	2.600	1.600	2.700	1.700	
				Exec: 9.100	5.600	8.100	9.200	8.350	8.900	
				ND: ---	---	-0.300	---	---	---	
				Final: 12.200	8.100	10.400	10.800	11.050	10.600	63.150
				Place: 2T	22T	22	21	14	16T	19
20	277	Kilo Yoshida-Ng	EDGE	Diff: 3.000	2.000	3.200	1.600	1.800	2.100	
				Exec: 8.100	7.700	7.600	9.400	8.650	8.550	
				ND: ---	---	-0.300	---	-1.000	---	
				Final: 11.100	9.700	10.500	11.000	9.450	10.650	62.400
				Place: 20T	9	19T	17T	24	14T	20







# 2019 Region 1 Championship

## Meet Results

Men / 9 / 15 yrs.

Session: 01

Apr 4-7, 2019

Rank	Num	Name	Gym							AA
21	336	Liad Afuta	GW	Diff: 3.400	2.500	2.700	1.600	2.700	2.500	
				Exec: 7.950	7.350	8.400	9.150	6.950	7.700	
				ND: ---	-0.300	-0.300	---	---	---	
				Final: 11.350	9.550	10.800	10.750	9.650	10.200	62.300
				Place: 18	11	15	22	23	22	21
22	30	Jacob Dean	Accel	Diff: 3.100	2.500	2.400	1.600	2.600	2.000	
				Exec: 8.450	6.300	8.400	9.550	7.150	8.000	
				ND: ---	---	-0.300	---	---	---	
				Final: 11.550	8.800	10.500	11.150	9.750	10.000	61.750
				Place: 11T	18	19T	12T	22	23	22
23	686	Alex Aarhus	Pacific Coast	Diff: 3.200	2.000	2.700	2.400	2.400	2.100	
				Exec: 7.300	7.400	7.750	8.250	7.550	7.050	
				ND: ---	---	-0.300	---	---	---	
				Final: 10.500	9.400	10.150	10.650	9.950	9.150	59.800
				Place: 24	13T	23	23	19T	25	23
24	1040	Anish Lahorani	WCOGA	Diff: 3.400	2.000	2.500	2.200	2.400	2.000	
				Exec: 7.700	6.100	7.100	8.300	7.650	8.500	
				ND: ---	---	-0.300	-0.300	---	---	
				Final: 11.100	8.100	9.300	10.200	10.050	10.500	59.250
				Place: 20T	22T	26	25T	18	19T	24
25	588	Brandon Kim	Liberty	Diff: 3.200	1.500	2.600	2.200	2.900	3.000	
				Exec: 8.550	7.300	7.550	8.250	7.050	7.500	
				ND: -0.300	-2.000	-0.300	---	---	---	
				Final: 11.450	6.800	9.850	10.450	9.950	10.500	59.000
				Place: 14T	26	24	24	19T	19T	25
26	953	Nathan Pelle	Top Squad	Diff: 2.900	1.900	2.600	1.600	2.000	0.000	
				Exec: 7.000	6.250	8.350	9.500	7.850	0.000	
				ND: ---	---	-0.300	---	-1.000	---	
				Final: 9.900	8.150	10.650	11.100	8.850	0.000	48.650
				Place: 26	21	16	15	25	26	26