

# 2015 SCMGA State Championships







## Team Results

Mar 20-22, 2015

Page: 1  
Printed: 3/22/2015 3:20:52 PM

Men / 8 / All Ages

Session: 08

Rank	Gym	Team	Score						
1	Gymnastics Olympica	Y	233.300	40.750 1	39.950 1	36.750 1	38.900 1	39.400 1	37.550 1
	801 Julian Brutchin-Roose			13.950	13.200	12.350	12.900	13.650	12.900
	800 Samuel Phillips			13.500	13.700	12.300		13.550	13.450
	804 Erick Khechoyan			13.300			12.950		
	802 Isaiah Drake				13.050	12.100	13.050	12.200	11.200
2	GymJam	Y	221.100	39.200 3	36.250 3	36.000 2	37.000 3	37.150 4	35.500 2
	818 Jeremy Bischoff			13.350	12.500	12.350	12.850	12.500	12.900
	820 Luca Famulari			13.300	12.100	12.200	12.000	13.000	12.000
	819 Troy Lipis			12.550	11.650	11.450	12.150	11.650	10.600
3	South Coast	Y	219.050	37.650 6	38.100 2	33.450 4	37.650 2	37.200 3	35.000 3
	840 Yuelin Li			13.150	12.950			11.700	11.900
	831 Zachary Neiman-Macak			12.300	12.850	11.350	12.700	13.400	11.600
	828 Joshua Lin			12.200	12.300	11.050	12.750	12.100	11.500
	834 Christian Felt					11.050	12.200		
4	GW	Y	213.450	37.600 7	33.900 6	32.800 7	36.350 4	38.600 2	34.200 5
	816 Yoadd Zaguri			12.650		11.450	12.350		11.300
	815 Jadon Roberson			12.600	12.050		12.000	13.350	11.800
	813 Jeremy Guttman			12.350	10.750	10.300	12.000	12.800	11.100
	814 Jahvon Morse				11.100			12.450	
	817 Quintin Cureton					11.050			
5	Azarian	Y	208.150	37.250 8	34.800 4	30.900 9	34.300 7	36.400 5	34.500 4
	851 Mohamed El.Askary			13.500	11.750	10.800	11.550	12.450	11.350
	852 Dylan Hauptmeier			12.250	10.500	10.350	11.650	11.350	11.950
	850 Aidan Hauptmeier			11.500	12.550	9.750	11.100	12.600	11.200
6	Broadway	Y	206.550	37.850 4	30.950 8	33.400 5	34.400 6	36.050 6	33.900 6
	837 Jonas Bar-on			13.250	10.150		11.450	12.250	
	839 Mikomi Yanagisawa			12.600	9.250	11.150			10.550
	838 Erik Lilligren			12.000		11.100	11.350	11.750	11.250
	822 Matthew Sulham				11.550	11.150	11.600	12.050	12.100

# 2015 SCMGA State Championships

## Team Results







Mar 20-22, 2015

Page: 2

Printed: 3/22/2015 3:20:52 PM

Men / 8 / All Ages

Session: 08

Rank	Gym	Team	Score						
7	SCEGA	Y	205.750	39.300 2	31.800 7	33.150 6	34.800 5	34.050 8	32.650 8
	853	Will Quinn		13.350	12.150	11.800	11.600	11.500	11.250
	855	Ben Guerrieri		13.300	12.150	10.950	11.900	12.200	11.050
	854	Amanuhel Arreguin		12.650	7.500	10.400	11.300	10.350	10.350
8	Victory	Y	204.150	37.800 5	30.000 9	33.600 3	33.650 9	35.950 7	33.150 7
	808	Hunter Brunett		13.200	11.150	11.050	11.850	12.950	11.500
	821	Elijah Bute		12.850	9.600	10.800	10.700	11.000	10.500
	809	Vince Daurio		11.750	9.250	11.750	11.100	12.000	11.150
9	SD UNITED	Y	189.800	35.650 9	27.600 10	30.950 8	32.600 10	33.450 9	29.550 9
	836	Zach Petrie		12.250		10.650		11.100	
	835	Brett Potomac		12.050	8.750	10.050	11.450	11.200	11.200
	856	Nicholas Schottle		11.350	10.000		10.700		8.750
	857	Teegan Romero			8.850	10.250	10.450	11.150	9.600
10	CGC	Y	180.150	34.900 10	26.350 11	29.600 10	33.900 8	30.400 10	25.000 10
	843	Devin Hunt		12.700		9.850	11.300	10.900	8.900
	841	Logan Wade		11.200	6.750	9.700	11.200		
	842	Weston Sitton		11.000	10.000	10.050	11.400		8.350
	845	Tomohiro Kawada			9.600			9.450	7.750
	844	Braxton Schwarte-Boyd						10.050	
11	SCATS	Y	151.400	25.300 11	34.400 5	20.650 11	23.550 11	25.100 11	22.400 11
	825	Joshua Montes		12.700	11.200	10.850	11.900	12.150	11.550
	827	Dylan Yamaguchi		12.600	12.000	9.800	11.650	12.950	10.850
	826	Benjamin Lightfoot			11.200				