

Azarian Team Cup 2015







Team Results

Feb 13-16, 2015

Page: 1
Printed: 2/15/2015 7:30:39 PM

Men / 8 / All Ages

Session: 07,08

Rank	Gym	Team	Score						
1	North Valley	Y	222.750	38.650 3	36.550 3	36.750 1	37.450 1	39.050 1T	34.300 4
	834 Raydel Gamboa			13.550	12.700	13.400	12.700	13.150	11.500
	835 Joseph Pepe			12.550	12.500			13.200	11.350
	1746 Joshua Brown			12.550		11.600	12.800		11.450
	1749 Karl Nagy				11.350		11.950	12.700	
	1748 Jerrod Gordon					11.750			
2	West Coast	Y	222.450	38.450 4	39.500 1	36.400 2	34.250 16	37.450 5	36.400 1
	867 Sean Shimizu			13.100	12.500			12.900	12.050
	868 Tyler Shimizu			12.950	14.100	12.850	11.450	12.850	12.700
	866 Evan Young			12.400	12.900	11.500	11.350	11.700	
	1723 Will Lavanakul					12.050	11.450		11.650
3	VSSG	Y	221.400	39.600 2	36.150 4	35.850 3	35.350 8T	39.050 1T	35.400 3
	864 Riley Rose			13.500		12.000	12.300	13.250	12.350
	862 Tas Hajdu			13.100	12.450	12.350		13.450	12.050
	863 Gabriel Parker			13.000	12.150		11.650		
	865 Derek Wahlenmaier				11.550	11.500	11.400	12.350	11.000
4	GymJam	Y	219.500	39.800 1	35.350 8	35.300 4	35.350 8T	37.400 6	36.300 2
	824 Luca Famulari			13.650	12.150	11.950	12.100	13.500	12.400
	823 Jeremy Bischoff			13.600	13.000	11.850	12.600	12.600	12.750
	825 Troy Lipis			12.550	10.200	11.500	10.650	11.300	11.150
5	AirTime	Y	216.050	38.150 6	36.900 2	35.050 5	35.800 3	36.750 8	33.400 7
	805 Thomas Wells			13.350	12.900			12.550	10.600
	806 Alex Wingrove			12.550	12.300	11.550			11.350
	803 Simon Smith			12.250				11.900	11.450
	807 Colin Wingrove				11.700		12.400		
	808 Gavin Shepherd					11.850		12.300	
	802 Colin Gwilliam					11.650	11.750		
	1803 Stone Schouten						11.650		
6	Azarian	Y	214.100	37.550 8	35.550 7	34.350 8	35.600 4	37.700 3T	33.350 8
	812 Mohamed El. Askary			12.900	12.450	11.200	12.350	12.300	11.350
	1806 Dylan Hauptmeier			12.700	10.450	11.800	11.200	12.850	10.950
	813 Aiden Hauptmeier			11.950	12.650	11.350	12.050	12.550	11.050

Azarian Team Cup 2015

Team Results







Feb 13-16, 2015

Page: 2

Printed: 2/15/2015 7:30:39 PM

Men / 8 / All Ages

Session: 07,08

Rank	Gym	Team	Score						
7	SCATS	Y	211.950	36.400 14	35.250 9	34.050 11	34.750 14	37.700 3T	33.800 6
	1727	Dylan Yamaguchi		12.450	12.850	11.200	11.500	13.450	11.500
	1726	Joshua Montes		12.250	11.500	11.900	11.700	12.050	11.100
	842	Benjamin Lightfoot		11.700	10.900	10.950	11.550	12.200	11.200
8	G.W.	Y	211.750	36.650 13	34.650 12T	33.550 13	36.950 2	37.350 7	32.600 9
	821	Jahvon Morse		12.550	11.050	11.900	12.150		10.650
	1733	Jeremy Guttman		12.150	11.850		12.550	12.700	10.600
	822	Jadon Roberson		11.950	11.750	10.750		12.350	11.350
	1735	Yoadd Zaguri				10.900	12.250	12.300	
9	Turner	Y	210.750	38.300 5	34.650 12T	34.850 6	35.550 5T	35.150 13	32.250 10
	857	Noah Kozakis		13.050	12.650	11.900			10.900
	1752	Ethan Kidman		12.800		11.200	11.650	12.100	10.550
	856	Ian Hamilton		12.450			11.750	11.500	
	1751	Rafael Warner			11.050	11.750			
	855	Jake Watson			10.950			11.550	
	1753	Noah Newkirk					12.150		10.800
10	Liberty	y	209.950	37.150 11	34.800 11	33.250 15	34.700 15	36.200 10	33.850 5
	831	Nathanael Wolters		12.850	12.400	11.200	12.000		12.600
	830	Dominic Gianatiempo		12.200		11.100		12.150	
	829	Grant Draper		12.100	12.200		11.500	11.900	11.350
	1714	Russell Peralta			10.200	10.950	11.200	12.150	9.900
11	SCEGA	Y	209.050	37.400 10	35.650 6	33.450 14	35.200 10	36.700 9	30.650 12
	843	Will Quinn		12.700	12.600	11.650	11.800	12.800	
	844	Ben Guerrieri		12.400	12.750	10.700	11.700	12.550	11.700
	1709	Amanuhel Arreguin		12.300	10.300	11.100	11.700	11.350	9.050
	1708	Jerod Stevens							9.900
12	Aspire	Y	205.900	36.050 16	34.450 14	34.300 9	34.850 12	35.750 11	30.500 13
	827	Jacob Becchetti		12.200	12.650	11.550	11.850	12.400	10.700
	826	Jeffrey Smith		12.000	12.400	11.650	11.950	11.750	11.950
	1728	Zach Sipple		11.850	9.400	11.100	11.050	11.600	7.850

Azarian Team Cup 2015

Team Results







Feb 13-16, 2015

Page: 3

Printed: 2/15/2015 7:30:39 PM

Men / 8 / All Ages

Session: 07,08

Rank	Gym	Team	Score						
13	USA Flairs	Y	203.900	37.450 9	33.750 15	34.550 7	34.900 11	33.600 17	29.650 15
	1711 Matthew Bujor			13.100	10.650	11.500	11.400	11.200	9.300
	1710 Jeffrey Maxwell			12.350	10.900	11.850	11.700	11.500	10.100
	858 Jarek Dillon			12.000			11.800		10.250
	859 Tres Walker				12.200	11.200		10.900	
14	Top Squad	Y	203.750	36.200 15	34.850 10	32.300 17	34.800 13	34.350 15	31.250 11
	853 Riley Sutton			12.500	12.350	11.100	11.750	10.650	10.450
	854 Austin Silva			12.050	11.900	10.950	11.200	11.850	10.900
	852 Dylan Valuch			11.650	10.600	10.250	11.850	11.850	9.900
15	Elevate	Y	199.950	37.700 7	35.800 5	32.500 16	35.550 5T	35.550 12	22.850 17
	819 Brandon Nguyen			13.100	12.600	10.300	11.300	12.100	11.650
	820 Zack Martin			12.500	11.850	11.400	12.500	12.400	11.200
	1715 Nick Bongcaron			12.100	11.350	10.800	11.750	11.050	
16	SB Gymnastics	Y	199.700	37.000 12	33.150 16	34.100 10	33.450 17	33.800 16	28.200 16
	850 Mark Berlaga			13.000	13.200	11.800	11.850	11.100	9.750
	1730 Arman Aroustamian			12.750	9.700	11.450	10.750	11.050	8.100
	1729 Sawyer Giampa			11.250	10.250	10.850	10.850	11.650	10.350
17	San Mateo	Y	198.750	36.000 17	28.250 18	33.800 12	35.550 5T	34.700 14	30.450 14
	1738 Hrant Gasparyan			12.150		11.150	11.600		10.900
	1739 Adam Griffin			12.050			12.200	11.850	9.000
	1740 Kai Listgarten			11.800	8.400	11.200	11.750	11.300	
	845 Dyson Adsit				10.350			11.550	
	1741 Mark Tenin				9.500				
	846 Daniel Shhilman					11.450			10.550
18	CGC	Y	168.400	35.150 18	29.000 17	30.600 18	32.150 18	31.650 18	9.850 19
	1808 Devin Hunt			12.350		9.950	11.000	11.050	2.000
	1744 Weston Sitton			11.500	10.900	11.200	10.300		7.850
	1807 Logan Wade			11.300	9.450	9.450	10.850	10.350	
	1810 Braxton Schwarte-Boyd				8.650			10.250	