

2019 Azarian Team Cup

Team Results







Feb 7-10, 2019

Page: 1

Printed: 2/8/2019 3:51:17 PM

Men / 8 / All Ages

Session: 04

Rank	Gym	Team	Score						
1	GO	X	228.050	38.350 1	39.750 1	38.050 1	35.600 3	39.550 1	36.750 1
	814	Jaden Bottarini		13.500	13.550	12.800	12.400	13.550	12.400
	803	Kadyn McCafferty		12.600	13.050	13.150	11.500	12.950	12.300
	804	Holden McNeil		12.250					
	807	Grey Westmore			13.150			13.050	12.050
	801	Kiran Chhetri				12.100			
	805	A.J. Sukiennik					11.700		
2	SCATS	X	221.450	36.600 2	36.750 2	37.050 2	36.800 1	37.550 2	36.700 2
	818	Wade Nelson		12.800	12.350	12.500	13.350	12.650	12.400
	817	Jimmy Kurcz		12.000		12.250	11.700	12.850	
	819	Christian Sanchez		11.800					
	815	Julian Abrille			12.350	12.300		12.050	12.650
	816	Drew Kessel			12.050		11.750		11.650
3	5280 Gymnastics	X	210.900	33.700 8	34.200 6	35.150 3	36.350 2	36.150 3	35.350 3
	809	Joel Pieroni		11.500	11.400	12.100	12.800	12.900	12.450
	830	Rhyson Johnston		11.200	10.850		12.350	11.850	11.700
	829	Kealan Cornell		11.000		11.500	11.200		
	831	Sean Kartchner			11.950	11.550		11.400	11.200
4	North Valley	X	209.900	36.300 3	36.400 3	32.800 10	34.300 4	35.200 4	34.900 4
	839	Khamaree Thomas		12.350	12.400	10.350	11.650	11.550	11.600
	838	Abraham Johnson		12.300	12.550	11.500			11.850
	840	Dylan Weidknecht		11.650			11.350	10.850	
	837	Hunter Garry			11.450	10.950	11.300	12.800	11.450
5	South Coast	X	203.300	33.800 7	34.900 5	34.700 4	33.950 5	33.650 5	32.300 5
	882	Jedediah Sarep		11.800	11.850	11.550	11.500	11.600	11.150
	879	Oliver Liu		11.300			11.100		
	880	Van Rhodus		10.700	11.850	11.700		11.350	11.100
	876	Matthew Blam			11.200		11.350		
	877	Erik Hallowell				11.450		10.700	10.050

2019 Azarian Team Cup

Team Results







Feb 7-10, 2019

Page: 2

Printed: 2/8/2019 3:51:17 PM

Men / 8 / All Ages

Session: 04

Rank	Gym	Team	Score						
6	Azarian	X	200.600	33.250 10	36.200 4	33.850 8	33.900 6	32.750 6	30.650 8
	861	Noah Tung		11.400			10.950		9.600
	858	Brady Rudasill		11.050	11.100				
	862	Jaxon Williams		10.800	12.150	11.300	11.650		
	853	Charles Cohen			12.950			11.200	10.250
	860	Daniel Stankovich				11.350			10.800
	855	Ryan Leuenberger				11.200		10.850	
	857	Kyle Parica					11.300		
	856	Luke Martin						10.700	
7	IGTC	X	195.600	34.000 6	31.750 9	33.950 6T	33.000 9	32.650 7	30.250 10
	870	Tzar Lyons		11.500	12.450	11.750	11.000	11.000	10.400
	866	Kyle Criger		11.250	10.650	10.600	10.700	10.700	10.450
	868	Jackson Lambert		11.250	8.650	11.600	11.300		9.400
	871	Keegan Sanders						10.950	
8	JR. SUN DEVILS	X	195.100	32.850 11	32.500 8	33.950 6T	33.100 8	32.100 8	30.600 9
	884	Dylan Briones		11.250	10.700	11.550	11.600	11.100	11.500
	886	Talon Heafey		10.800	11.950	11.700	10.500	10.800	11.300
	888	Henry Stevens		10.800	9.850	10.700		10.200	7.800
	885	Noah Campbell					11.000		
9	Xtreme Altitude	X	194.650	35.300 4	33.500 7	31.850 11	32.650 10	29.650 10	31.700 6
	846	Mason Odom		12.650	12.300	10.700	11.200	11.200	11.750
	844	Kellan Brockway		11.350	10.300	10.950	10.850	8.500	11.200
	847	Ethan Rathke		11.300	10.900	10.200	10.600	9.950	8.750
10	USA Gymnastics World	X	194.350	34.450 5	28.500 10	34.500 5	33.800 7	31.550 9	31.550 7
	875	Rome Whimpey		11.600	8.650		11.450	11.200	10.650
	873	Skyler Connelly		11.500	9.900	11.950	10.750	10.800	11.150
	874	William Keller		11.350	9.950	10.700	11.600	9.550	9.750
	1590	Jayden Molleman				11.850			
11	Walters GymJam	X	182.600	33.550 9	26.500 11	33.300 9	32.050 11	27.800 11	29.400 11
	852	Landon Whitecrow		11.950	5.700	11.000	10.300	7.500	8.900
	851	Alexander Vasquez		10.800	11.000	10.900	11.000	10.500	10.850
	850	Tanner Anderson		10.800	9.800	11.400	10.750	9.800	9.650