

2018 Azarian Team Cup

Team Results







Feb 8-11, 2018

Page: 1

Printed: 2/9/2018 8:44:09 PM

Men / 9 / All Ages

Session: 04,05

Rank	Gym	Team	Score						
1	GO	*	218.850	38.450 3	35.900 1	37.550 1	33.650 11	38.200 1	35.100 3
	1948	Arun Chhetri		13.150	11.950	12.650		13.100	
	1952	Zachary Smollin		12.750		11.900	12.250	12.350	
	1953	Riku Takahashi		12.550			11.100		11.650
	1947	Levon Chalikyan			12.200	13.000		12.750	12.000
	1951	Rhett Rubacher			11.750		10.300		
	1950	Kaien Orion							11.450
2	SCATS	*	215.600	37.800 5	34.450 3	35.000 2	35.150 2	37.450 2	35.750 2
	1995	Ezrael Orlino		12.650	11.950		11.650	12.500	11.800
	1991	Anthony Bosalet		12.600	11.150	11.700	11.650	12.250	12.100
	1994	Grant Guerrero		12.550		12.150	11.850	12.700	
	1992	Liam Buley			11.350				
	1993	Jack Critz				11.150			11.850
3	MHG	*	214.950	38.650 2	34.900 2	34.450 3T	34.800 3T	36.100 4	36.050 1
	1976	Payton Kasper		13.300	12.000		11.600	12.200	
	1975	Mark Fu		12.800	11.850	11.050	11.500		12.200
	1978	Warren Strootman		12.550				11.950	12.050
	1977	Hayden Loper			11.050	11.500			11.800
	1979	Matthew Watkins				11.900	11.700	11.950	
4	All American Utah	*	212.750	39.350 1	32.700 6	34.450 3T	34.800 3T	36.800 3	34.650 4
	1915	Zach Connelly		13.300					
	1917	Degan Marshall		13.050	10.900	11.150	11.700	12.450	11.850
	1919	Weston Schauers		13.000			11.350		11.700
	1914	Caden Brooks			11.250	10.550		12.200	
	1918	Ricken Matsuzawa			10.550			12.150	
	1916	Emmit Glover				12.750	11.750		11.100
5	Cal Sports	*	206.650	37.250 6	33.550 5	33.150 5	34.300 8	35.100 8	33.300 7
	7025	Colin Maraschin		12.500	11.650	10.750		11.750	11.700
	1931	Luke Doar		12.450	10.650		11.100	10.800	10.900
	1930	Kaden Brownie		12.300	11.250	11.500	11.200	12.550	10.700
	1932	Prabhav Goyal				10.900			
	1934	Alexei Tryshev					12.000		

2018 Azarian Team Cup

Team Results







Feb 8-11, 2018

Page: 2

Printed: 2/9/2018 8:44:10 PM

Men / 9 / All Ages

Session: 04,05

Rank	Gym	Team	Score						
6	Gold Cup	*	205.350	36.800 9	30.900 10	31.500 11	36.200 1	35.550 5	34.400 5
	1958	Cayden Mannos		12.600	10.700	10.750	12.950	11.600	11.450
	1959	Christopher Moran		12.200	9.850				10.700
	1957	Dylan Mamawal		12.000				11.550	
	1961	William Young			10.350	10.450	12.300	12.400	12.250
	1956	Asa Chadwell				10.300	10.950		
7	Head Over Heels	*	204.300	37.150 8	33.950 4	33.100 6	34.550 6	33.700 12	31.850 10
	1971	Cailen Walker		13.100	12.000	11.500	12.750	11.000	10.850
	1969	Matthew Glann		12.200	12.200	10.700	10.500	11.900	11.350
	1970	Sean Huckleberry		11.850	9.750	10.900	11.300	10.800	9.650
8	Payke Gymnastics	*	203.600	36.450 10	32.500 7	32.200 8	34.650 5	34.150 11	33.650 6
	1982	Teddy Gould		12.600		10.750		11.500	11.000
	1984	Marqus Miranda		12.300	11.550	11.300	12.450	12.500	11.700
	1983	Rory Hemmings		11.550	11.350	10.150	11.100	10.150	
	1985	Jonathan Shiner			9.600		11.100		10.950
9	Azarian	*	202.300	37.950 4	32.250 8	31.700 10	32.850 12	34.500 9	33.050 8
	1922	Mohamed El.Askary		12.800		9.700	11.350	11.150	
	1924	Kian Miremadi		12.700	11.600	11.700		11.800	11.200
	1923	William Kinnick		12.450	10.950			11.550	11.350
	1926	Austin Swanson			9.700	10.300	10.450		
	1921	Kayden Cutchins					11.050		
	1925	Jayson Ringer							10.500
10	Seawind	*	201.000	37.200 7	30.300 11	31.850 9	34.400 7	35.150 7	32.100 9
	1997	Christopher Hou		12.550	8.350	10.750	11.700	12.200	11.650
	1998	Timothy Softley		12.500	11.300	10.650	11.500	11.750	10.750
	1996	Robbie Grangetto		12.150	10.650	10.450	11.200	11.200	9.700
11	Platinum	*	199.700	36.000 12	30.250 12	32.700 7	33.700 10	35.250 6	31.800 11
	1989	Brendan Strom		13.050	11.900	11.200	11.700	13.350	12.050
	1987	Jake Dickey		11.800	8.900	10.600	10.750	10.900	9.650
	1986	Zachary Bowman		11.150	9.450	10.900	11.250	11.000	10.100

2018 Azarian Team Cup

Team Results







Feb 8-11, 2018

Page: 3

Printed: 2/9/2018 8:44:10 PM

Men / 9 / All Ages

Session: 04,05

Rank	Gym	Team	Score						
12	Accel	*	191.950	36.350 11	28.550 14	29.950 14	32.050 13	34.300 10	30.750 13
	1908	Liam Halcomb		12.300	11.200	10.000	10.300	10.550	11.050
	1910	Marat Tom		12.300	8.500	10.300	10.800	11.750	9.500
	1909	Mark Tenin		11.750	8.850	9.650	10.950	12.000	10.200
13	Eagle Ridge	*	190.750	35.550 13T	29.150 13	30.100 13	34.200 9	32.800 14	28.950 14
	1942	Michael Avery		13.150	10.800	10.450	12.900	11.650	11.050
	1945	Ethan St. Clair		11.650	9.350	9.950	10.550	10.050	8.600
	1944	Alejandro Hernandez		10.750	9.000	9.700	10.750	11.100	9.300
14	South Coast	*	187.650	35.500 15	31.850 9	29.250 15	32.000 14	30.650 15	28.400 15
	2002	Kieran Cacciatore		12.150	10.350	9.200	11.050	10.750	10.100
	2000	Benjamin Ard		11.750	11.450	9.750	10.850	9.900	9.000
	2001	Mathew Ard		11.600	10.050	10.300	10.100	10.000	9.300
15	Diamondback	*	179.900	35.550 13T	27.900 15	31.450 12	21.050 16	32.850 13	31.100 12
	1938	Adrian Evangelista		12.150	9.300	10.350	10.200	11.150	9.500
	1941	Gustavo Rios		11.900	9.000	10.950		11.200	11.050
	1940	Gerardo Rios		11.500	9.600	10.150	10.850	10.500	10.550
16	North Valley	*	141.650	24.950 17	24.350 16	20.950 16	23.100 15	24.400 16	23.900 16
	1981	Nikita Shishkov		12.750	11.900	10.100	11.600	12.450	11.350
	1980	Eric Hoe		12.200	12.450	10.850	11.500	11.950	12.550
17	LASG	*	99.750	25.150 16	11.650 18	20.150 17	20.700 17	11.800 20	10.300 29
	1973	Davit Petrosyan		12.950	11.650	11.150	10.200	11.800	10.300
	867	Jonah Rahmani		12.200		9.000	10.500		
18	Gymcats	*	71.150	12.800 20	11.800 17	10.800 23	11.600 22	12.450 17	11.700 20T
	1968	Hudson Harms		12.800	11.800	10.800	11.600	12.450	11.700
19	Gym World	*	70.350	13.000 18	10.800 22	10.600 24	12.850 18	11.200 24	11.900 18
	1962	Andrew Chand		13.000	10.800	10.600	12.850	11.200	11.900

2018 Azarian Team Cup

Team Results





Feb 8-11, 2018

Page: 4

Printed: 2/9/2018 8:44:10 PM

Men / 9 / All Ages







Session: 04,05

Rank	Gym	Team	Score						
20	Inland Empire	*	69.200	12.000 27	11.350 19	10.850 22	11.250 26T	11.950 18	11.800 19
	1972 Gavin Wilson			12.000	11.350	10.850	11.250	11.950	11.800
21	Genesis	*	68.200	12.500 22	10.200 25	11.550 19	12.150 20	10.100 29	11.700 20T
	1954 Julian Brown			12.500	10.200	11.550	12.150	10.100	11.700
22	Wallers GymJam	*	68.000	12.850 19	10.000 26	9.800 28T	11.450 24	11.750 21	12.150 17
	1967 Collin Tons			12.850	10.000	9.800	11.450	11.750	12.150
23	Black Hills	*	67.600	12.400 23T	10.850 20T	10.450 26	11.550 23	11.850 19	10.500 28
	1928 Akea Pavel			12.400	10.850	10.450	11.550	11.850	10.500
24	AirTime	*	67.000	12.400 23T	10.600 23	9.900 27	11.400 25	11.700 22	11.000 24
	1912 Liam Nelson			12.400	10.600	9.900	11.400	11.700	11.000
25	Central Coast	*	66.900	12.150 25	10.500 24	11.750 18	11.250 26T	10.700 26T	10.550 27
	1935 Alex Reading			12.150	10.500	11.750	11.250	10.700	10.550
26	Sokol Elite	*	65.500	11.550 30	9.650 27T	11.150 20	10.350 31	11.400 23	11.400 22
	1999 Antonio Canales			11.550	9.650	11.150	10.350	11.400	11.400
27	Go For It USA	*	64.950	12.550 21	9.650 27T	9.150 31	12.250 19	10.700 26T	10.650 25T
	1955 Aaron Chandler			12.550	9.650	9.150	12.250	10.700	10.650
28	Dauntless	*	64.500	11.950 28	8.600 29	11.050 21	10.700 29	10.900 25	11.300 23
	1937 Quentin Millar			11.950	8.600	11.050	10.700	10.900	11.300
29	CGC	*	63.450	11.700 29	10.850 20T	9.800 28T	11.950 21	10.600 28	8.550 31
	1929 Austin Robertson			11.700	10.850	9.800	11.950	10.600	8.550

2018 Azarian Team Cup

Team Results

Feb 8-11, 2018

Rank	Gym	Team	Score						
30	Top Squad	*	61.200	12.050 26	8.500 30	9.750 30	10.550 30	9.700 30	10.650 25T
	2003 Farron Lourens			12.050	8.500	9.750	10.550	9.700	10.650
31	PEG	*	51.200	11.050 31	0.000 31	10.550 25	10.750 28	9.500 31	9.350 30
	876 Terrance Jordan			11.050		10.550	10.750	9.500	9.350