

Azarian Team Cup 2017

Meet Results







Feb 9-12, 2017

Page: 1
Printed: 2/10/2017 8:33 PM

Men / 9 / 14

Session: 05

Judge's Signatures

Rank	Num	Name	Gym							AA
1	949	Raydel Gamboa	NVG	13.500 2T	12.950 2T	13.300 3	13.400 3	13.200 1	14.100 1	80.450 1
2	933	Brandon Nguyen	Elevate	13.100 5	13.400 1	12.950 5	14.450 1	12.950 3	13.300 2	80.150 2
3	954	Taylor Burkhart	5280 Gymnastics	13.500 2T	12.650 4	13.750 1	13.800 2	12.150 9	13.200 3	79.050 3
4	953	Noah Giordano	5280 Gymnastics	12.600 15	12.600 5	13.550 2	13.150 5	12.600 4	12.600 5	77.100 4
5	950	Joseph Joey Pepe	NVG	12.950 6	11.750 10	12.100 11	12.750 6	13.150 2	13.050 4	75.750 5
6	973	Tyler Shimizu	WCOGA	13.750 1	11.650 11	12.900 6	13.250 4	11.300 30T	12.400 6	75.250 6
7	981	Matthew Cormier	MEGA	13.400 4	11.800 8T	12.700 7	11.550 20T	11.700 23	11.950 11	73.100 7
8	960	Dylan Yamaguchi	SCATS	12.450 18T	11.800 8T	13.000 4	11.800 15T	12.300 6	11.400 17T	72.750 8
9	977	Hunter Mamawal	Gold Cup	12.200 26T	11.600 12T	11.350 22	12.100 13	12.100 10	12.000 10	71.350 9
10	959	Arthur Manukian	SCATS	12.400 20T	10.350 25	12.450 9T	11.900 14	12.000 14T	12.100 9	71.200 10
11	969	Jadon Roberson	GymJam	12.450 18T	10.500 21T	12.600 8	12.350 8	11.650 24T	11.400 17T	70.950 11
12	945	Conor McGillivray	VMHPC	12.800 8T	11.500 14	10.600 37T	12.150 11T	12.050 11T	11.400 17T	70.500 12
13	957	Kyler Hartley	5280 Gymnastics	12.150 28T	12.950 2T	10.600 37T	12.400 7	9.500 46	12.200 8	69.800 13
14	982	Lucas Tailin	Payke Gymnastics	12.800 8T	10.500 21T	10.300 42	11.500 22T	12.450 5	11.900 12	69.450 14
15	974	Joseph Buselmeier	Xtreme Gymnastics	12.800 8T	9.200 40	12.050 12	12.250 9	11.200 34T	11.600 14T	69.100 15
16	967	Roman Rozbitskyy	VSSG	12.100 30T	9.250 38T	11.600 16T	11.550 20T	12.050 11T	12.300 7	68.850 16
17	951	Jeremy Cook	WCOGA	12.400 20T	9.800 35	11.000 30	12.200 10	11.850 21	11.150 24	68.400 17
18	980	Daniel Kravets	MEGA	12.350 22	10.500 21T	11.600 16T	10.450 42T	12.200 8	11.100 25T	68.200 18
19	942	Alexander Kotnik	Sea Wind Gymnastics	12.700 11	10.150 28T	11.050 29	11.150 31	11.900 20	11.050 27	68.000 19
20	946	Jack Harvey	VMHPC	12.650 12T	11.950 6	11.200 24	10.200 46	12.250 7	9.700 44	67.950 20
21	941	Sean Kalani McClure	Sea Wind Gymnastics	12.150 28T	11.900 7	11.150 25T	11.400 24	10.450 42	10.500 36T	67.550 21
22	9009	Lucas Burge	5280 Gymnastics	10.600 44	9.900 33T	12.450 9T	10.750 37T	12.050 11T	11.650 13	67.400 22
23	968	Brandan Gladkoff	GymJam	12.500 17	9.950 32	11.400 21	10.450 42T	11.650 24T	11.350 21	67.300 23
24T	976	Rhys George	Parkettes	11.650 37*	10.400 24	11.650 14T	11.650 17T	10.300 43	11.550 16	67.200 24T

Azarian Team Cup 2017







Meet Results

Feb 9-12, 2017

Page: 2
Printed: 2/10/2017 8:33 PM

Men / 9 / 14

Session: 05

Rank	Num	Name	Gym							AA
24T	956	Daniel Shilman	San Mateo	11.650 37*	11.350 15	11.300 23	10.750 37T	11.200 34T	10.950 29	67.200 24T
26T	948	Connor Schusted	Jam Hops	12.650 12T	9.250 38T	10.800 35	11.800 15T	11.950 18T	10.500 36T	66.950 26T
26T	935	Jacob Cuppy	Triad	12.550 16	10.700 18	10.900 31T	11.300 27	11.150 37	10.350 40	66.950 26T
26T	943	Grant Pauker	Sea Wind Gymnastics	11.850 35	10.050 30T	11.150 25T	10.650 39	12.000 14T	11.250 22	66.950 26T
29	958	Jake Hardesty	SCATS	11.650 37T	10.800 17	10.450 41	11.650 17T	11.450 27T	10.900 30T	66.900 29
30	944	Max Kephart	5280 Gymnastics	12.100 30T	11.200 16	10.750 36	11.350 25T	10.500 41	10.750 35	66.650 30
31	964	Seth Saxena	Top Squad	12.250 23T	10.150 28T	9.750 45T	10.450 42T	11.950 18T	11.200 23	65.750 31
32	931	Justin Jones	Elevate	12.250 23T	9.000 41	11.450 20	11.200 28T	10.850 39	10.850 32T	65.600 32
33	963	Ryan Edmondson	Top Squad	11.900 33T	10.050 30T	11.150 25T	11.100 32T	11.350 29	9.900 43	65.450 33
34	970	Nathan Goodman	GymJam	12.200 26T	8.450 42	10.850 33T	11.100 32T	11.300 30T	11.400 17T	65.300 34
35	932	Ashton Anaya	Elevate	10.750 43	10.300 26	10.600 37T	11.050 35T	11.500 26	10.850 32T	65.050 35
36	975	Dawson Taylor	Xtreme Gymnastics	12.250 23T	9.900 33T	10.900 31T	10.350 45	11.000 38	10.400 39	64.800 36
37	961	David Harris	SCEGA	11.650 37T	10.600 19	10.500 40	11.050 35T	10.050 45	10.900 30T	64.750 37
38	938	Nolan Dech	Hocking Valley	11.750 36	6.000 47	11.600 16T	12.150 11T	11.200 34T	11.100 25T	63.800 38
39	955	Bryson White	5280 Gymnastics	11.000 42	9.350 37	10.850 33T	11.350 25T	10.600 40	10.450 38	63.600 39
40	939	Drew Ratcliff	Hocking Valley	12.100 30T	7.700 45	9.750 45T	11.200 28T	12.000 14T	10.200 41T	62.950 40
41	930	Austin Robertson	CGC	10.000 46	8.200 43	11.650 14T	10.500 41	11.250 32T	10.850 32T	62.450 41
42	940	Elijah Hammer	Hocking Valley	10.350 45	6.800 46	11.100 28	11.500 22T	11.800 22	10.200 41T	61.750 42
43	979	Sergey Popov	MEGA	12.650 12T	11.600 12T	11.800 13	11.200 28T	11.450 27T	0.000 46T	58.700 43
44	978	Ryker Buron	Gold Cup	11.900 33T	8.050 44	10.150 43	10.100 47	10.150 44	7.000 45	57.350 44
45	937	Jaden Laubstein	HOH	0.000 47	10.550 20	11.500 19	11.600 19	12.000 14T	11.000 28	56.650 45
46	936	Jack DeJohn	Triad	12.850 7	10.200 27	10.100 44	11.100 32T	11.250 32T	0.000 46T	55.500 46
47	962	Riley Sutton	Top Squad	11.400 41	9.650 36	0.000 47	10.600 40	— 47	11.600 14T	43.250 47