

Azarian Team Cup 2017

Meet Results







Feb 9-12, 2017

Page: 1
Printed: 2/10/2017 12:45 PM

Men / 8 / 13-14

Session: 03

Judge's Signatures

Rank	Num	Name	Gym							AA
1	877	Reuben Bloes	Payke Gymnastics	12.100 3T	12.500 1	10.950 11	10.850 9T	12.200 1	11.600 7T	70.200 1
2	856	Arthur Ghukasyan	Levon's	11.650 7	11.500 4	11.800 2	11.300 5T	11.950 2	11.950 4	70.150 2
3	871	Zaccheus Carrasco	Parkettes	12.000 5	12.400 2	10.750 17	11.550 2	11.250 7T	11.850 6	69.800 3
4	845	Ryan Markowitz	Elevate	11.500 8	10.600 10	11.100 9	11.000 7	11.350 5T	11.900 5	67.450 4
5	857	Pietro Rozzo	Levon's	12.350 2	10.400 11	11.150 7T	11.900 1	10.400 14	11.100 12T	67.300 5
6	865	Timothy Softley	Sea Wind Gymnastics	10.600 14T	11.650 3	10.850 14T	11.350 4	11.000 10T	11.600 7T	67.050 6
7	847	Sean Huckleberry	HOH	12.100 3T	11.000 8	10.850 14T	10.800 11T	10.500 13	10.850 15T	66.100 7
8	876	Matthew Hassan	Levon's	12.600 1	10.000 12T	10.900 12T	11.300 5T	10.000 18	11.100 12T	65.900 8
9	866	Sebastian Poli	MVYMCA	11.150 10	11.300 6	10.900 12T	10.900 8	10.150 16T	11.400 10	65.800 9
10	5006	James Gamboa	Platinum	10.600 14T	10.000 12T	11.300 6	10.750 13T	11.650 3	10.850 15T	65.150 10
11	846	Jacob Martin	Elevate	10.300 19	9.400 17	11.050 10	10.400 17	11.000 10T	12.450 2	64.600 11
12	875	Matthew Ceelen	LaFleur's	9.850 22	11.100 7	10.700 18	10.650 15T	11.250 7T	10.450 17	64.000 12
13	860	Julian Brown	Genesis Gymnastics	11.050 11	6.600 21	11.950 1	11.400 3	10.150 16T	12.550 1	63.700 13
14	869	Zachary Bowman	Platinum	10.800 13	6.800 19	9.300 22	10.800 11T	11.550 4	12.350 3	61.600 14
15	874	Zachary Balsiger	LaFleur's	10.600 14T	9.800 14T	11.150 7T	10.750 13T	10.650 12	8.000 20	60.950 15
16	867	Carter Lease	Jam Hops	10.950 12	9.550 16	10.500 21	10.200 19	10.200 15	7.000 21	58.400 16
17	854	Derek Eudey	USA Flairs	10.050 20T	8.200 18	9.250 23	10.300 18	9.850 19	9.400 18T	57.050 17
18	873	Asa Chadwell	Gold Cup	10.450 18	6.750 20	11.350 5	10.100 20	7.300 23	10.950 14	56.900 18
19	864	Peter Friedman	HOH	11.700 6	10.800 9	11.400 4	10.650 15T	11.350 5T	0.000 23	55.900 19
20	848	Matthew Glann	HOH	11.200 9	11.400 5	10.650 19	0.000 22T	9.050 21	11.500 9	53.800 20
21	853	Jordan Harvey	USA Flairs	10.550 17	6.100 22	10.850 14T	9.650 21	9.250 20	5.000 22	51.400 21
22	868	Ian Fakler	Jam Hops	10.050 20T	0.000 23	10.600 20	10.850 9T	8.800 22	9.400 18T	49.700 22
23	855	Bryton Myler	All American	0.000 23	9.800 14T	11.450 3	0.000 22T	11.200 9	11.300 11	43.750 23