







2020 Azarian Team Cup

Meet Results

Feb 6-9, 2020







Rank	Num	Name	Gym							AA
1	967	Mark Davis	WCOGA	Diff: 3.100	3.000	2.600	2.500	2.800	2.900	
				Exec: 9.150	8.500	8.550	9.250	9.300	8.550	
				ND: -----	-----	-----	-----	-----	-----	
				Final: 12.250	11.500	11.150	11.750	12.100	11.450	70.200
				Place: 4T	2	4	1	6	1	1
2	993	Aaron Novick	Stanford	Diff: 3.900	2.900	3.100	2.400	3.300	2.400	
				Exec: 9.500	6.300	8.750	9.150	9.500	8.600	
				ND: -----	-----	-0.300	-----	-----	-----	
				Final: 13.400	9.200	11.550	11.550	12.800	11.000	69.500
				Place: 1	16	1	4	1	4	2
3	962	Gavin Murrell	High Sierra	Diff: 3.300	2.600	2.800	2.200	2.700	2.300	
				Exec: 9.300	8.500	8.100	9.200	9.150	8.550	
				ND: -----	-----	-0.300	-----	-----	-----	
				Final: 12.600	11.100	10.600	11.400	11.850	10.850	68.400
				Place: 2T	3	14T	6T	9	6	3
4T	987	Tyler Green	Central Coast	Diff: 3.900	3.200	3.100	2.400	3.300	2.800	
				Exec: 7.900	7.400	8.250	8.850	8.850	8.400	
				ND: -0.100	-----	-0.300	-----	-----	-----	
				Final: 11.700	10.600	11.050	11.250	12.150	11.200	67.950
				Place: 13T	9	6T	10	5	2T	4T
4T	1000	Kilo Yoshida-Ng	WCOGA	Diff: 3.200	2.500	2.300	1.600	3.000	2.200	
				Exec: 8.900	9.150	9.050	9.000	8.350	9.000	
				ND: -----	-----	-0.300	-----	-----	-----	
				Final: 12.100	11.650	11.050	10.600	11.350	11.200	67.950
				Place: 8	1	6T	21T	13	2T	4T
6	1008	Parker Page	Go For It USA	Diff: 3.000	2.900	3.100	2.200	3.300	1.900	
				Exec: 8.900	8.150	8.000	8.850	9.350	8.050	
				ND: -----	-----	-----	-----	-----	-----	
				Final: 11.900	11.050	11.100	11.050	12.650	9.950	67.700
				Place: 10T	4T	5	15	2	12	6
7	972	Collin Costigan	20 Mile	Diff: 3.400	3.100	3.000	2.400	3.200	2.200	
				Exec: 8.250	7.600	7.850	8.800	8.700	8.600	
				ND: -----	-----	-0.300	-----	-----	-----	
				Final: 11.650	10.700	10.550	11.200	11.900	10.800	66.800
				Place: 15	7T	16T	11T	7T	7	7
8	1287	Ben Venters	CGC	Diff: 3.900	2.700	3.200	2.400	3.300	2.900	
				Exec: 8.350	6.850	7.750	9.200	8.600	7.600	
				ND: -----	-----	-0.300	-----	-----	-----	
				Final: 12.250	9.550	10.650	11.600	11.900	10.500	66.450
				Place: 4T	13	13	3	7T	8T	8
9	1015	Drew Vance	Seawind	Diff: 3.100	2.500	3.000	2.200	2.400	1.900	
				Exec: 8.850	8.300	8.150	9.100	8.600	8.000	
				ND: -----	-----	-0.300	-----	-----	-----	
				Final: 11.950	10.800	10.850	11.300	11.000	9.900	65.800
				Place: 9	6	10T	9	17T	13	9
10	965	Ian Davis	VEGA	Diff: 3.900	2.800	3.100	2.300	3.000	2.100	
				Exec: 8.700	7.300	8.550	9.100	7.550	7.650	
				ND: -----	-----	-0.300	-----	-----	-----	
				Final: 12.600	10.100	11.350	11.400	10.550	9.750	65.750
				Place: 2T	10	2	6T	21	14	10

2020 Azarian Team Cup

Meet Results

Feb 6-9, 2020

Page: 2
 Printed: 2/7/2020 8:51:55 PM
 Men / 9 / 15+ yrs.
 Session: 05







Rank	Num	Name	Gym							AA
11	1032	Patrick Nagle	Old Pueblo	Diff: 3.500	2.500	2.600	2.000	3.200	2.400	
				Exec: 8.650	8.550	8.300	9.100	7.500	7.000	
				ND: ---	---	-0.300	---	---	---	
				Final: 12.150	11.050	10.600	11.100	10.700	9.400	65.000
				Place: 7	4T	14T	13T	20	17	11
12	1027	Landon Woodhouse	VEGA	Diff: 2.900	2.500	2.600	2.400	2.800	2.200	
				Exec: 7.750	6.450	8.950	9.250	8.400	8.300	
				ND: ---	---	-0.300	---	---	---	
				Final: 10.650	8.950	11.250	11.650	11.200	10.500	64.200
				Place: 21	17	3	2	16	8T	12
13	999	Javi Naranjo	VEGA	Diff: 3.200	2.100	2.600	2.000	2.900	1.900	
				Exec: 8.350	7.950	7.750	9.000	8.000	8.450	
				ND: ---	---	-0.300	---	---	---	
				Final: 11.550	10.050	10.050	11.000	10.900	10.350	63.900
				Place: 17	11	20	16T	19	10	13
14	982	Daniel Schneider	Azarian	Diff: 3.800	2.300	2.600	2.200	3.100	2.200	
				Exec: 7.900	5.250	8.600	9.000	9.100	7.050	
				ND: ---	---	-0.300	---	---	---	
				Final: 11.700	7.550	10.900	11.200	12.200	9.250	62.800
				Place: 13T	22	9	11T	4	18*	14
15T	1050	Daniel Romanchenko	South Coast	Diff: 2.300	1.800	3.000	1.600	2.800	2.200	
				Exec: 8.450	7.450	7.550	9.500	8.200	7.050	
				ND: ---	---	---	---	---	---	
				Final: 10.750	9.250	10.550	11.100	11.000	9.250	61.900
				Place: 20	15	16T	13T	17T	18*	15T
15T	1048	Daniel Levi Levi	South Coast	Diff: 1.800	1.900	2.400	1.600	3.000	1.900	
				Exec: 8.800	8.100	8.200	9.350	7.400	7.750	
				ND: ---	---	-0.300	---	---	---	
				Final: 10.600	10.000	10.300	10.950	10.400	9.650	61.900
				Place: 22	12	19	18*	22	15	15T
17T	996	Franco Cachay	North County	Diff: 3.500	2.400	2.500	2.400	2.600	1.600	
				Exec: 8.300	5.700	8.150	8.350	8.850	7.450	
				ND: ---	---	-0.300	---	---	---	
				Final: 11.800	8.100	10.350	10.750	11.450	9.050	61.500
				Place: 12	20	18	20	12	21	17T
17T	1018	Jake Schwartz	Aspire	Diff: 3.100	2.500	2.200	1.600	2.600	1.900	
				Exec: 8.150	6.850	9.050	8.950	8.700	6.200	
				ND: ---	---	-0.300	---	---	---	
				Final: 11.250	9.350	10.950	10.550	11.300	8.100	61.500
				Place: 19	14	8	23	14	22	17T
19	1033	Peyton Nagle	Old Pueblo	Diff: 3.200	2.900	2.600	1.800	3.100	2.000	
				Exec: 8.300	5.450	8.450	8.800	8.150	7.100	
				ND: -0.100	---	-0.300	---	---	---	
				Final: 11.400	8.350	10.750	10.600	11.250	9.100	61.450
				Place: 18	19	12	21T	15	20	19
20	1044	Carlos Solorza	Club de Gimnasia	Diff: 3.700	2.600	3.200	2.400	3.200	2.700	
				Exec: 8.300	5.000	6.950	8.950	6.800	7.450	
				ND: -0.100	---	-0.300	---	---	---	
				Final: 11.900	7.600	9.850	11.350	10.000	10.150	60.850
				Place: 10T	21	21	8	23	11	20

2020 Azarian Team Cup

Meet Results

Feb 6-9, 2020

Page: 3
 Printed: 2/7/2020 8:51:55 PM
 Men / 9 / 15+ yrs.
 Session: 05

Rank	Num	Name	Gym							AA
21	1052	Andrew Velarde	Gymnastics Olympica	Diff: 3.300	3.000	0.000	2.400	3.100	2.200	
				Exec: 8.900	7.700	0.000	8.600	9.400	8.750	
				ND: ---	---	---	---	---	---	
				Final: 12.200	10.700	0.000	11.000	12.500	10.950	57.350
				Place: 6	7T	22*	16T	3	5	21
22	977	Nathan Pelle	Top Squad	Diff: 3.400	1.900	2.900	1.600	2.800	0.000	
				Exec: 8.200	6.950	8.250	9.350	8.850	0.000	
				ND: ---	---	-0.300	---	---	---	
				Final: 11.600	8.850	10.850	10.950	11.650	0.000	53.900
				Place: 16	18	10T	18*	10	23	22
23	964	Daniel Faigel	GW	Diff: 3.300	2.200	0.000	2.400	2.700	2.300	
				Exec: 7.200	4.550	0.000	9.050	8.900	7.200	
				ND: -0.300	---	---	---	---	---	
				Final: 10.200	6.750	0.000	11.450	11.600	9.500	49.500
				Place: 23	23	22*	5	11	16	23