

# Azarian Team Cup 2016







## Team Results

Jan 6, 2016

Page: 1  
Printed: 2/13/2016 1:15:03 PM

Men / 9 / 13 yrs, 14 yrs, 15+ yrs

Session: 03

Rank	Gym	Team	Score						
1	G.O. USA	Y	242.600	41.700 1	38.950 1	40.000 1	40.700 1	41.400 1	39.850 1
	916	Julian Brutchin-Roose		14.350	13.000	13.000	13.800	13.600	
	919	Blake Tingzon		13.800	12.950	13.050			13.050
	918	Samuel Phillips		13.550		13.950	13.650		13.300
	972	Noah Sano			13.000				
	917	Erick Khechoyan					13.250	14.000	
	1871	Samuel Miller						13.800	13.500
2	Gymcats	Y	226.250	37.800 6	35.600 5	36.450 2	39.800 2	39.550 2	37.050 2T
	939	Christian Jennings		13.400	12.400	13.050	13.600	13.100	12.400
	937	Vinnie Colosimo		12.800	10.900	12.500	13.200	14.000	12.150
	938	Armani Csizmas		11.600	12.300	10.900	13.000	12.450	12.500
3	VMHPC	Y	219.450	37.600 7	37.850 2	35.450 4	38.400 3	36.950 7	33.200 10
	926	Billy McLean		13.200	12.400	11.500	13.150	12.300	10.150
	929	Heath Thorpe		12.600	13.300	11.950	12.700	12.250	13.050
	928	Lachlan Smith		11.800	12.150		12.550	12.400	
	927	Campbell Smith				12.000			10.000
4	Top Squad	Y	217.700	38.200 3	32.600 9	34.850 5	36.250 5	38.750 3	37.050 2T
	931	Parker Calomiris		13.050	11.250	11.500	12.550	13.450	12.850
	933	Kael Seaver		12.900	11.650	11.500	11.300	12.700	12.400
	932	Gabriel Miguel		12.250		11.850	12.400		11.800
	903	Riley Sutton			9.700				
	902	Austin Silva						12.600	
5	SCEGA	Y	216.550	38.600 2	34.200 6	34.100 7	37.700 4	37.400 6	34.550 6
	900	Ben Guerrieri		13.350	10.650	11.150	12.750	12.100	11.250
	925	Matthew Geuy		13.050	13.650	12.000	13.750	13.600	11.700
	924	Amanuhel Arreguin		12.200	9.900	10.950	11.200	11.700	11.600
6	West Coast	Y	213.950	35.700 9	36.400 3	34.400 6	35.650 6	37.650 5	34.150 7
	961	Benjamin Roller		12.600	10.800	10.900	10.850	12.300	10.650
	960	Will Lavanakul		11.850	13.850	11.900	12.100	13.050	12.500
	974	Niko Prom		11.250	11.750	11.600	12.700	12.300	11.000

# Azarian Team Cup 2016

## Team Results







Jan 6, 2016

Page: 2

Printed: 2/13/2016 1:15:03 PM

Men / 9 / 13 yrs, 14 yrs, 15+ yrs

Session: 03

Rank	Gym	Team	Score						
7	Daggetts	Y	212.350	37.450 8	33.550 8	35.650 3	35.250 8	36.500 8T	33.950 8
	908	Connor Cavanagh		12.900	11.700	12.000	12.250	11.850	11.350
	909	Kaleb Osborne		12.800	10.200	11.750	11.350	12.750	11.950
	943	Evan Gardner		11.750			11.650		
	942	Martin Wadzinski			11.650	11.900		11.900	10.650
8	Stanford Boys	Y	211.150	37.850 4T	33.650 7	33.950 8	35.350 7	36.500 8T	33.850 9
	958	Taye Walker		12.800	11.100	10.800	11.100	11.750	11.000
	980	Sawyer Giampa		12.550	11.050	11.900	12.100	12.550	11.850
	957	Philip Carey		12.500	11.500	11.250	12.150	12.200	11.000
9	USA Flairs	Y	208.800	37.850 4T	29.650 10	33.400 9	34.350 9	38.450 4	35.100 5
	910	Tres Walker		13.050		11.050	11.400		11.700
	949	Devin Smith		12.600	12.350			13.100	12.400
	950	Zachary Townsend		12.200	8.100	11.250	11.050	13.250	
	947	Lane Brooks			9.200	11.100	11.900	12.100	11.000
10	SCATS	Y	173.750	26.550 11	36.200 4	24.100 11	24.300 11	25.600 11	37.000 4
	907	Benjamin Lightfoot		13.400	11.650	12.350	12.050	12.800	13.100
	940	Joshua Montes		13.150	11.850	11.750	12.250	12.800	11.850
	941	Evan Bock			12.700				12.050
11	GymJam	Y	152.600	27.850 10	24.200 12	25.800 10	24.800 10	23.900 12	26.050 11
	905	Jeremy Bischoff		13.950	13.200	12.850	12.550	11.650	13.850
	906	Troy Lipis		13.900	11.000	12.950	12.250	12.250	12.200
12	Demaray's	Y	137.300	24.500 12	27.250 11	21.050 12	22.000 12	31.700 10	10.800 12
	915	Kevin Ramos		12.300	8.250	9.950	11.400	9.250	
	969	Griffin Kennedy		12.200	10.050	11.100	10.600	11.450	
	970	Casey Kwinn			8.950			11.000	10.800