



ROCK-N-ROSE



NEWSLETTER OF THE EAST TEXAS GEM & MINERAL SOCIETY

PAGE 1

VOLUME 40

TYLER, TEXAS

ISSUE 5

MAY 2014

Coming Shows, 2014

MAY 24-25

FORT WORTH, TEXAS

62nd Annual Show

Fort Worth Gem & Mineral Club
Will Rogers Memorial Center
Amon G. Carter Exhibit Bldg.
3401 W. Lancaster

JUNE 7-8

GRAPEVINE, TEXAS

Annual show

Arlington Gem & Mineral Club
Grapevine Convention Center
1209 S. Main St

JULY 11-13

TULSA, OKLAHOMA

Annual show

Tulsa Rock & Mineral Society
AFMS Show
Rocky Mountain Federation
of Mineralogical Societies
Tulsa Fairgrounds
Central Park Hall
4800 E. 15th St.

PRESIDENT'S MESSAGE

If you get a chance, check out our display at the Tyler Library for the month of May.

For all of you that missed the May meeting, you missed a great program brought by Becky Whisenant on her trip to South Dakota and Crazy Horse Memorial. June's program will be brought by Terry Roberts on his recent rockhounding trip to West Texas. You will probably want to be there, I'm sure there will be some samples of the material for members to take home.

A lot of our members wanted to do some rock collecting, but most of the sites are too far for some of you to attend. So Vicky and I are hosting a Petrified Wood hunt on May 24th, at our place near Henderson. We have located petrified wood in different areas on the property, and found some very nice material. So this should be a great place to hunt. We look forward to seeing all of you there.

The Troup Library is looking for somebody from ETGMS to bring a 30 minute program for their Summer Reading Program. The dates are June 25th, July 2nd, 9th, or 16th. These are Wednesday afternoons at 2:45. If there is a member that can help out and fill one of these slots, let me know and I will get you their information.

There were 14 members that attended the April Topaz hunt at Mason. From all accounts they had a good time. Terry Roberts, Vicky & David Polve and I had a great time on our trip to West Texas near Alpine, and we came back with a lot of good material.

Kinney Polve

INSIDE THIS ISSUE

2. May Meeting Minutes
3. A World Full of Gems-Poem
4. Club Happenings
5. Club Happenings Continued
6. Club Happenings Continued
7. Bench Tips by Brad Smith
8. Officers and Directions



MAY MEETING MINUTES

Meeting was called to order on May 5, 2014 by President Kenny Polve. He announced that door prize tickets are on sale and that a silent auction was in progress.

Guests attending were recognized. New member introduced himself.

Minutes were approved as printed in the newsletter. Carolyn Davis made the motion and it was seconded by Colleen Hayes.

Bill Faulkner gave the treasurer's report.

Lapidary Sub Group: Terry Roberts reported that the next meeting would be at his home on May 10th at 2:00. Kenny Polve will demonstrate making gem trees and Elsa Jerger will demonstrate making a simple wrapped cage for a round stone.

Mineral/Fossil Sub Group: This group is looking for a volunteer leader.

Field Trips: The trip to Mason was enjoyed by all who attended. Not much blue topaz was found but fossils from Gatesville and Llanite from Llano made the trip exciting.

The display was set up at the Tyler Public Library. It looks good but they would like to have more people volunteer items in the future. A "Take Home" container of crystals and polished rock was put at the display for patrons to take one home. It would be appreciated if you can go by the library and leave some rocks in the container.

Saturday, May 24th the field trip will meet at Kinney and Vicky's shop at 8:30 am. The hunt will be for petrified wood on 150 acres south of Henderson. Directions will be sent by email.

Saturday, June 7th the field trip will meet at 9:00 am at the Waco Mammoth Site and in the afternoon tour the Mayhorn Museum on the Baylor Campus.

Newsletter: Susan would like help with articles for the newsletter.

Old Business: No one has volunteered to do a program for the Troup Public Library this summer. Materials are available if you will agree to present the program.

New Business: We were asked to remember Gene Goar. He is having multiple surgeries for a broken leg.

The American Federation meeting will be in Tulsa, Oklahoma in July. We will name delegates at another meeting.

Announcements: Three members went on a nine day trip to West Texas. They hunted at the Walker Ranch and in surrounding areas. They were very happy with their finds.

Next Meeting: The next meeting will be June 2nd. The program will be given by Terry Roberts on the trip to the Walker Ranch.

A motion was made by Becky Whisenant and seconded by Terry Roberts to close the business meeting. We adjourned to have refreshments and door prizes. A program followed given by Becky Whisenant.

Respectfully submitted,

Carolyn Davis



A WORLD FULL OF GEMS By Mary Owens

Our earth, as like a giant spinning lapis, glows.
 The seas of turquoise and emerald gently flow.
 The bright sun is like a big topaz in the sky.
 Tiny stars do glisten like diamonds in the eye.
 Fluffy clouds all look like shiny opals and pearls.
 The blue lacy agate sky, a picture of swirls.
 A rainbow holds an arc of gems in grand array.
 Amethyst is the prettiest hue in display.
 The trees and bushes of every kind of shade,
 Can look like malachite, peridot and jade.
 Redbirds float like sparkling rubies thru' the branches.
 Birds like citrine, sapphire and onyx 'tween them dances.
 Mountains of many heights like jasper from afar,
 With majestic hills and valleys you dare not mar.
 Asters, lilies, sage, mums and bluebells all abloom,
 And, so many other flowers, each with a plume.
 They're like rose quartz, coral and fluorite in all hues,
 Along with garnet and cinnabar they'll amuse
 Every one of our senses when they're on hand,
 Then, add to the list, REAL gems, animals and man.
 All creation, as beautiful as quartz crystals,
 Touches us deeply and in our hearts each nestles.



Coleen Hayes sent in this picture of the fireplace from the house of their host on the recent club trip to Mason, TX.





CLUB HAPPENINGS

UPCOMING FIELD TRIPS

The Field Trip on May 24, will be to a petrified wood collecting site located on 150 acres in Rusk County, south of Henderson. The petrified wood found at this location silicified wood with crystals. The best material is found in the spring areas, so unless you like getting your feet wet, I would recommend bring some rubber boots. A shovel and rake would be good to bring along. We will meet at Kinney & Vicky Polve's new shop at 8:30 AM. If you have an ATV and would like to bring it, go ahead. If you think you might want to attend the field trip please let me know, so we will have some idea how many member will be here. Thanks, Kinney



From Henderson, Texas take US HWY 259 South @ 7.4 miles, Turn left on County Road 282. Go @ 0.2 miles to County Road 317. Turn right on CR 317 and go @ 0.8 mile and turn left on County Road 368. Follow CR 368 @ 1.9 miles to CR 373D. Turn left and go straight @ 1 mile and watch for a pink toilet on the left. Turn left at the pink toilet and go straight up the hill, you will see the house and shop. Pink toilet is @ 0.5 mile past red star on map.

8665 County Road 373D, Henderson, TX 75654

Kinney 903-646-3189

June 7th Field trip will be to the Waco Mammoth Site and the Mayborn Museum Complex. For more information contact Field Trip Chairman – Randy Harmon – 903-539-0975.



LAPIDARY/JEWELRY SUBGROUP-MAY

Ten members of the Lapidary/Jewelry Group met at the home of Terry Roberts on May 10. Elsa Jerger demonstrated a quick wrap method for making pendants from tumble polished rocks and other objects, such as sharks teeth, that do not lend themselves to the usual wire wrapping methods. Kinney Polve brought a supply of polished rocks so that everyone had an opportunity to try their hand at using this simple and quick technique. After all the group completed their project, Kinney brought out some examples of gem trees he created and gave handouts describing the method used to all who wanted one. He will make a gem tree and help anyone who wants to make one at the next meeting of the L/J Group on June 14 at the home of Bill Faulkner.



Club Happenings continued

LAPIDARY/JEWELRY SUBGROUP-FEBRUARY

Fourteen members, including 3 new members, attended the February 8 Lapidary/Jewelry group meeting at the home of Terry Roberts. It was standing room only as there weren't enough chairs to go around. However, everyone enjoyed the presentation that Mitch Young gave on how he prepares seashell pendants using a clear resin and pieces of colorful rock chips left over when he trims various rocks and minerals. Briefly, he uses a trim saw to split snail shells in half or thirds, depending on their size, and then fills the exposed chambers with the rock chips and pours a clear resin and hardener over them. After the resin cures for 2 or 3 days, he levels the surface of the shell on his flat lap and polishes it by brushing on some more resin and hardener to give it a glassy finish once it dries. The finished shell is then wrapped or a hole is drilled in the top to hang on a necklace. Mitch showed the group several different finished shells and demonstrated how he fills the shells with rock fragments. There were many questions for Mitch and everyone thanked Mitch for sharing his technique.

The picture at right shows the group members surrounding Mitch (sitting at the table in the red shirt in front of Kinney Polve) as he demonstrates his technique in filling the snail chambers with rock chips.



At left, a close up of Mitch's work area as he demonstrates the stone and shell mosaic techniques.



Club Happenings continued

The picture at right is a close view of Mitch doing his work.



The middle picture is a close-up of some of Mitch's work. The pendent at the top is a snail that has larger chambers. Mitch decided to use larger agates or malachite slabs that he cut to the size and shape of the chambers in this pendent.



TYLER PUBLIC LIBRARY DISPLAY

Kinney and Vicky Polve, Terry Roberts and Randy Harmon set up display cases at the Tyler Public Library to represent the club for the month of May. A 'take home' basket was also provided with crystals and stones for visitors to take a sample. Club members are asked to donate toward this basket if at all possible. Also, those with material to loan for future displays would be appreciated.

The picture at right does not do the display justice, there are several sides to the display and it is a must see.





BENCH TIPS BY BRAD SMITH


SAWING JUMP RINGS

The difficult part of making jump rings for me has always been holding the coil while cutting off the individual rings. I use a saw to get the best fit when closing the rings later. I've seen all sorts of suggestions for ways to hold the coil, but the one that works best for me is this little jig made from scrap wood.

It's about 2 inches wide and 4-5 inches long with a groove cut down its length to cradle the coil of wire and a thin stop attached to the front end.

To cut the rings, thread your saw blade through the coil, hold the coil down in the groove and against the front stop, and saw at about a 40 degree angle.

Don't forget to use some wax or cutting lube. It really does make a difference. If you don't believe me, do an experiment while you're cutting a mess of rings. Count how many rings you cut before breaking a blade, first without lube and then with some every 6-8 rings.



SAVE WHEN BUYING SILVER

Silver products like sheet, wire, and casting shot are sold by the Troy ounce at what is called the spot price. That's what companies pay for the pure metal on the commodities market, and the spot price changes daily.

But in addition to the spot price, there is also a cost to fabricate the metal into wire or sheet, so the price of the item you buy is the cost of the metal plus the cost to make it. Different products have different fabrication charges because each takes a different amount of labor. Also, different companies will have different fabrication charges because of local labor rates and their desired profit margin.

You can save money by finding a company with a lower fabrication charge. Also, note that the fabrication charge per ounce is less on larger orders, so you can save more by buying more. Find a friend to place a joint order and split the shipping charges.

But for casting purposes, there's an even better way to save. Buy your silver at a coin store. They sell bars and rounds in pure and Sterling for the spot price plus about a dollar per ounce.

The local coin shop adds only a small profit over the spot price. Further, they often waive the sales tax on a cash buy. So I save about \$3 per ounce, pay no tax, no shipping charges, and support a local business.

Please use the following attribution with each publication:

Get all 101 of Brad's bench tips in "Bench Tips for Jewelry Making" on Amazon

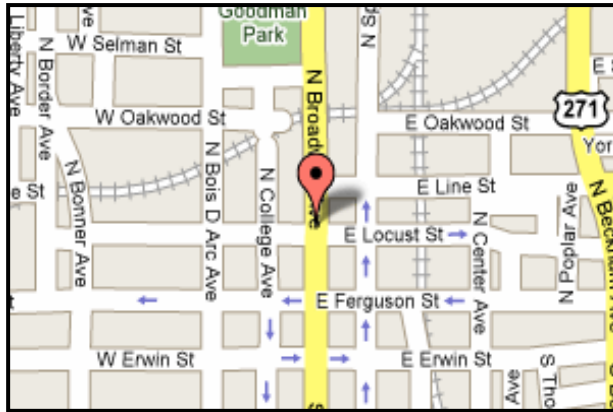
Note: If you distribute your newsletter electronically, I'd appreciate the above title of the book to be a live link to <http://amazon.com/dp/0988285800/>





CLUB OFFICERS

PRESIDENT:	Kinney Polve 8665 CR 373 D Henderson, TX 75654	903-646-3189
VICE PRESIDENT	Terry Roberts 12243 Cross Fence Trail Tyler, TX 75706	903-881-5108
TREASURER:	Bill Faulkner 309 Princes St. Whitehouse, TX 75791	903-539-0439
SECRETARY:	Carolyn Davis 110 VZCR 2518 Canton, TX 75103	903-848-1312
FIELD TRIP CHAIRMAN:	Randy Harmon 13621 Shannon Lindale, TX 75771	903-539-0975
SHOW CHAIRMAN:	Keith Harmon 9116 US HWY 84 W Rusk, TX 75785	903-795-3860
CLUB ADDRESS FOR MEMBERSHIP DUES:	East Texas Gem & Mineral Society P. O. BOX 132532 Tyler, TX 75713-2532	



THE EAST TEXAS GEM AND MINERAL SOCIETY MEETS ON THE FIRST MONDAY OF EACH MONTH, UNLESS THAT DAY IS A HOLIDAY, THEN THE MEETING IS MOVED TO THE SECOND MONDAY. WE MEET AT THE DISCOVERY SCIENCE PLACE, 308 NORTH BROADWAY, JUST NORTH OF DOWNTOWN TYLER, TEXAS. MEETINGS BEGIN AT 6:45 P.M.

NOTE TO EDITORS


Feel free to use contents and graphics for non-profit newsletters. Give credit when and where due.

Purpose of the East Texas Gem & Mineral Society

Is to promote the study of geology, mineralogy, fossils and the lapidary arts. The public is always invited to attend all club meetings.

Annual dues are \$10.00 for adults and \$2.50 for juniors.

Please send any info or articles to be included in the newsletter to the Editor by the 15th of the month. Please, keep your address, phone and email information up-to-date, so that we can get the newsletter to you in a timely manner. Out-of-date information costs the club time and money in returned newsletters. If you need an issue dealt with quickly, don't hesitate to call, as this is the best way to reach me. Thank you... SB



EDITOR: Susan Burch
20427 US. Hwy 69 S.
Alto, TX 75925

E-Mail: rockroseeditor@hotmail.com
Phone: 936-615-5397