

ROCK-N-ROSE

THE EAST TEXAS GEM & MINERAL SOCIETY NEWSLETTER



PAGE 1

VOLUME 44

TYLER, TEXAS

ISSUE 9

SEPTEMBER 2018

Upcoming Events

OCTOBER 6th

KEITH'S ROCK SALE
RUSK, TX

OCTOBER, 13-14

TRI-CITY G&MS
MAYBORN CIVIL CENTER
TEMPLE, TX

OCTOBER, 19-21

AUSTIN G&MS
PALMER EVENT CENTER
AUSTIN, TX

NOVEMBER 3-4

MIDLAND G&MS
ECTOR CO. COLISEUM
ODESSA, TX

NOVEMBER 9-11

HOUSTON G&MS
HUMBLE CIVIC CENTER
HUMBLE, TX

THE PRESIDENT'S MESSAGE

Summer is coming to a close and with cooler weather anticipated, it will be perfect Rockhound weather. Everyone who had shown up for the last fieldtrip appeared to have a great time and enjoyed good food and fellowship. Most took home some very nice pieces of petrified wood. Thank you Kinney and Vicky for hosting the field trip and all those who helped cook the food. In this newsletter, you will find a revised field trip schedule. We still need someone to oversee and organize fieldtrips. This is a very important role, because it helps membership growth and helps keep members active. We are also in need of someone to take over that a scholarship program. This involves contacting the local colleges and high schools to let them know the scholarship is available, and the requirements needed to become eligible for consideration. It is not a very time-consuming responsibility, but it does involve making some phone calls and follow-up. Do you like to knap? If you do, we could use a knapping leader. We also need someone to oversee a knapping group and help coach new knappers. Kinney taught our first class, but he does not have time to oversee a regular group.

Thank-you everyone who has been making jewelry for the fund raiser! Everything looks awesome!

Don't forget to submit articles to the newspaper editor (Kinney Polve).

I look forward to seeing all of you soon.

Fred Mahaffey

Inside This Issue

2. [Sept. Meeting Minutes](#)
3. [Calendar](#)
3. [Field Trip Schedule](#)
4. [Sub-Groups](#)
5. [Capacitite](#)
6. [August Field Trip](#)
6. [Classes](#)
9. [Hidden Beauty](#)
10. [Adventures In Kentucky](#)
11. [Cabs, Cabs, Cabs](#)
12. [Information](#)



MEETING MINUTES

The meeting of the East Texas Gem & Mineral Society was called to order at 6:45 pm on September 10, 2018. President Fred Mahaffey asked for a motion to approve the minutes as written in the newsletter. Marcia Graham made the motion and Karl Siggelow seconded. The motion carried. Colleen Hayes gave the Treasury report.

ANNOUNCEMENTS:

- Lapidary Sub-group – Kinney Polve reported Vicky Polve had taught the members how to make Gem trees on Saturday, September 8. Instead of the usual meeting on Saturday, October 13, that will be the date for making critters for the show in January.
- Mineral Sub-group – The meeting for Tuesday, September 11 was cancelled.
- Gemology Sub-group – The meeting is Thursday, September 20th at 6:30 pm and the subject will be synthetic gems.
- Fossil Sub-group – the meeting is Monday, September 17th at 6:30 pm.
- Field Trip – September 22nd – Ladonia Fossil Park at 9 am. There is an updated schedule for the remainder of the year.

OLD BUSINESS:

- We still need a volunteer to help with the Scholarship Program.
- A Field Trip Chairperson is requested.

NEW BUSINESS:

- A Knapping overseer is requested.
- We need a Historian and Librarian.
- We need a committee or event organizer who can plan for volunteers for set-up and to bring needed items for events like the Rock Swap.
- Keith Harmon will have his annual sale on Saturday, October 6.
- Our next meeting on **October 1** will be the **Annual Live Auction**.
- Saturday & Sunday, October 20th & 21st, is the Arts & Crafts Fair at Bergfeld Park. The set-up time is 6:30 - 8:30 am and it runs from 9 am - 5 pm on Saturday and 10 am – 5 pm on Sunday. We will have wire wrap and sterling silver wrapped pendants, soaps, decoupage rocks, critters and crosses. Terry will bring a sign-up sheet in October. He recommends four - five people per day. Kinney said there are already three on Saturday and two on

Sunday. Call Terry Roberts to volunteer before October 1st.

- David Russ - A microscope is now in the building for our use to look at micro fossils and minerals. There are instructions for its use that should be read first.

With no more business to discuss, Fred asked for a motion to adjourn the business meeting. Colleen made the motion and Sherry Spencer seconded. The motion carried. Door prize tickets were drawn followed by a 10-15-minute refreshment break. The program - Fred gave a program on his vacation/hunt to Kentucky and Becky Whisenant on her vacation to a Burgess shale fossil mine in Canada.

Submitted by Julia Toombs, Secretary



**Lonestar
Gemological
Laboratory, LLC**

Professional Ethical Independent
(903) 426-7859

www.Lonestargemlab.com

Jewelry Appraisals
Gem testing.

Accredited Senior Gemologist, Graduate
Gemologist, Graduate Pearls
Certified Member, National Association
of Jewelry Appraisers



THE NATIONAL ASSOCIATION
OF JEWELRY APPRAISERS

Sunday	Monday	Tuesday	Wednesday	Thursday	Friday	Saturday
September 16	17	18	19	20 Gemology Group Meeting 6:30 pm	21	22 North Sulphur River Field Trip
23	24	25	26	27	28	29
30	October 1 Monthly Meeting & Auction 6:45 pm	2	3	4	5	6 Keith's Sale Starts at 9:00 am
7	8	9 Mineral Group Meeting 6:30 pm	10	11	12	13 Annual Critter Workshop 9:00 am-4:30 pm
14	15	16	17	18 Gemology Group 6:30 pm	19	20 Tyler Arts & Crafts Fair

Revised ETGMS Field Trip Schedule Summary 2018

For the last quarter of 2018 here is our field trip schedule.

We will meet at the Ladonia Fossil Park on 9/22/2018 at 9am.

For the October trip you have to sign up with the Mt. Ida Chamber of Commerce.

The November trip is on the 3rd Saturday due to the Thanksgiving holiday the following week.

September 22nd	North Sulphur River, Ladonia, TX	Fossils, artifacts, agates
Oct 13-14	31st World Championship Quartz Dig, Mt. Ida, AR	Quartz Crystals
November 17th	Dallas, Texas	Septarian Nodules
December	No field trip due to holidays.	

Note: Schedules may change due to weather and unforeseen events.



It's that time again! Next month's meeting is our annual live auction. This is our second biggest fundraiser for the club. Please invite all your friends and family. It is always lots of fun and a lot of great items are donated by club members

every year from lapidary items, minerals, fossils, and other related items. Make sure your donated items make it to the clubhouse for the auction. This is a great time to get a bargain for that special gift for someone or just yourself to add to your collection.

GEMOLOGY GROUP

The Gemology Group will be held Thursday, Sept 20th at 6:30 pm. I will be presenting a program on “Synthetic, Lab Created, Simulants and Manufactured Gems - What's the Difference?” We will talk about these gems, look at some examples and some of the ways they can be identified, as well as the place in the market for these gems. I think it will be interesting and informative. Many consumers and even some in the trade have various misconceptions about these, with some thinking they are all fakes. Without these gems, the jewelry market would be much smaller and limited. The available natural gems would not be available or affordable for those in the middle class. It would be just as it was in the Dark Ages, when only royalty could afford fine jewelry. Being informed about these gems can help you make better decisions when it comes to buying or for some of you, making jewelry.

See you at the meeting. By the way, my move of the lab has been completed but still making some tweaks. So I'm thinking about having a meeting here at my house, possibly in October.

Richard D. Armstrong

LAPIDARY/JEWELRY GROUP

Six people attended the September Lapidary/Jewelry Group meeting at the ETGMS clubhouse. Vicky Polve gave a short description of how to make a gem tree and passed around handouts showing how it is done. She then showed the group how to measure, cut, and manipulate the wires to form the tree and then how to glue a variety of small gemstones to the branches of the tree to finish the process. She had a large selection of gemstones that the group could choose from for their trees. The group worked hard on their trees and two of them were able to complete the tree before the meeting was over. All agreed that Vicky was an excellent teacher.

Terry Roberts finished the meeting by asking those interested in helping the group sell crafts made by group members at the 2018 Tyler Arts and Crafts Fair at Bergfeld Park on October 20th – 21st, to sign up for the times they could participate before they left the clubhouse. Terry will have the sign-up sheet at the regular club meeting on October 1st, in case any other members would like to participate.

We will not have a Lapidary/Jewelry Group meeting on Saturday, October 13th, instead we will be having our annual Critter Workshop. Terry Roberts





Mining and polishing “Capacitite”

By Laura Laster


Pictures by Matthew Laster

You may not be aware that there exists a “stone” created from multiple spray-painted layers of enamel built up on paint booths during car production. This material is called Fordite and is brilliantly colored and somewhat difficult to find. According to Urban Relic Design, the techniques used to paint cars in this way are no longer used. When I saw a piece of Fordite at the recent ETGMS rock swap, I told my husband Jesse about it.

A few days later, Jesse came home from work with a shiny black object. Jesse works at Capacity Trucks in Longview, and he collected several stalagmite-shaped objects ranging in size from two to five inches long. We decided to see what would happen if he polished them on a belt sander. The layers inside produced fantastic designs when sanded!

Because the paint buildups came from Capacity Trucks’ paint bay, we christened them “Capacitite.” Polishing them is simple when using a belt sander, because they are not made from rock. You can sand them down until the layer design is one that you find appealing. Capacity Trucks uses mostly black and white for painting, so most of the designs we’ve found are quite striking.

To finish the designs, we rinsed the finished product in water and coated it with Mod Podge to add some shine. A lathe might also be a great way to turn these into possible pen barrels or beads. If you live near a manufacturing facility or auto body shop, you could try approaching them and asking if you could conduct your own mining expedition in their paint bay. You might find and christen your own Fordite-like material to be used for jewelry making, pen making or just for general collecting!



LAST MONTH'S FIELD TRIP


We had thirty members attend the August field trip and cookout. Everyone had a great time hunting petrified wood. There was a lot of wood found on this year's hunt, but we didn't find any really large pieces as in the past.



Above – Vicky Polve captured a photo of part of the members that attended. At left – Colleen Hayes snapped a photo of Jack Shull supervising the operation.

CLASSES

Lisa Clemens completed the Cabochon Making Class and finished up a couple of nice cabs.



There were nine of us attending the Knapping Class. It didn't take long for everyone to learn the process. For beginners, we had some really nice arrowheads by the end of the class.



There were three days of silversmithing classes held last month. You can see a lot of the members took advantage of the beginners and advanced silversmith classes that were offered. There was some beautiful jewelry made. Our last class was larger, and Marcia Graham assisted as needed.



From left to right – Darby Spears, Lynn Metcalf, Karen Nance, and Kelly Ford.

Sherry & Standlee Spencer.



Left – Lynn Metcalf and Stephanie Maca. Their projects are pictured above.





Hidden Beauty

By Marcia Graham

Once upon a time there lived a beautiful turquoise stone hidden in a cave in a land far, far away. She was discovered and removed from her rocky surroundings by careful hands. She was packed up and sent across the ocean to America and eventually ended up in a small town called Murchison, Texas. She was sliced away from the rest of the rock and became a small slab. A kind man named John Morrison passed her along to a turquoise loving woman named Marcia. She still wasn't ready for her final destination and was passed along to a skillful rock cutter and polisher named Kinney. But while Kinney was working on her final polish, she cracked and broke in 2 pieces under the stress! She was heartbroken, but Kinney very carefully glued her back together and returned her to the woman who wanted to give her a good home. Using careful twists of silver wire, her owner was able to cover up her flaw. She became part of a beautiful necklace surrounded by beads of silver and colored glass. She knows she will live happily ever after, gracing the neck of her proud owner. The End.



BACK YARD ROCK AND EQUIPMENT SALE

CONTACT: KEITH HARMON - 903-316-2967 - keithharmon19@yahoo.com

WHEN: SATURDAY, OCTOBER 6, 2018, START AT 9AM

WHERE: 9116 US Hwy 84 West, Rusk, TX 75785

WHO: KEITH AND TONI HARMON

WHAT: OVER 50 TONS OF ROCK OF VARIOUS TYPES – INCLUDING BUT NOT LIMITED TO; agates, jaspers, obsidians, Jade, palm wood, Arizona wood, tumbling rough, large rock, Cutting material.

USED EQUIPMENT: SAWS, GRINDERS, POLISHING UNITS
VIBRATING LAPS, FLAT LAPS, SPHERE MACHINE, TUMBLERS

COST: ROCK: FROM \$0.50 TO \$4.00 PER POUND AVERAGE

EQUIPMENT: INEXPENSIVE FOR WHAT IT IS.

PLEASE - NO EARLY SALES.

My Adventures in Kentucky

By Fred Mahaffey

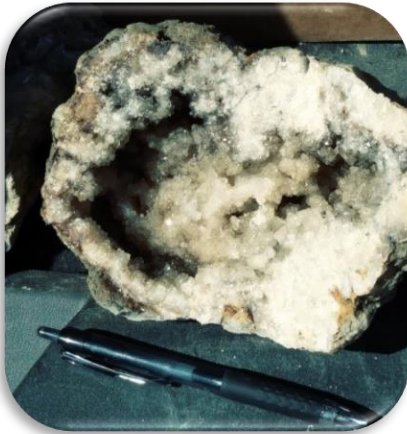


My adventure started out in deep East Texas. I headed out of state with the excitement of meeting up with old friends and making new ones begging to build. My jeep was loaded with samples I had collected over the last year to take as trades and giveaways. (Petrified wood, Wavellite, quartz, and septarian nodules with calcite crystals). It was a solid fourteen-hour drive, and by the time I reached Harrodsburg, Kentucky, checked into my hotel, I was hungry, so I went to the restaurant where I was meeting up with my Rockhound friends from North Carolina, Missouri, Georgia and New York. The restaurant had a buffet so after trying out their buffet (being on a Friday it was seafood.... yum!!), we sat and discussed the plans for Saturday.

Saturday, we lined up and caravanned twelve miles to a limestone quarry in Danville and arrived around 8 am. After a thorough safety briefing everyone was checked for proper safety equipment (hard hats and steel toe boots). We were led to the area where we would be allowed to collect in. For approximately three hours we were allowed to poke around and look in the piles of limestone rocks that were piled around. There was plenty of massive white calcite to be found. Several found pockets (vugs) with calcite crystals and a few found fluorite cubes and proceeded to try to chisel and hammer them free. Some had to be cut out with a portable diamond saw. I was very lucky to find several plates of fossilized coral colonies from the Pennsylvanian Period. There was also quite a bit of barite blades on calcite this time, and I was fortunate to free several specimens. After we left the quarry we drove over to a road cut and hunted for Sphalerite and dolomite crystals. After an hour, it started raining, so we decided to head back to the hotel and get cleaned up for dinner. After dinner and since it had stopped raining, we all met at the bottom of the parking lot and had a mini swap meet and had a good time talking about our adventures.

Sunday, we got to sleep in, because we didn't have to be at the farmer's house, who was letting us hunt in the creek running behind his house for geodes, until 9 am. They had over nine inches of rain earlier in the week, and it had washed the gravel away, so he took a large bulldozer and pushed the gravel and rock from the creek back up so he had uncovered lots of geodes. It was like being in a candy store. Geodes were everywhere. By the time we left, I had to leave several geodes I had picked up out of the creek because my jeep was extremely loaded down. The rest of the day we took it easy and rested.

We got word that we would be able to go visit a new quarry Monday an hour and half west (on my way home, sort-of!) While most of the North Carolina Club went to another location, the rest of us left out early to find the new quarry. We had high hopes of maybe finding good fluorite cubes and other crystals. It turned out that we were pretty much the only ones who had



collected there. Though I did not find any fluorite cubes, we did find very nice dolomite clusters, calcite vugs, dogtooth calcite and one poker chip calcite plate. I was fortunate to find dolomite with an iridescent iron coating making it look yellow-orange. From there, I left and headed back to Texas. It was a very much needed vacation, and I can't wait to go back next year. I made a lot of new friends, saw some old ones and learned a lot.



Cabs, Cabs, Cabs by Terry Roberts



Queensland Agates.



Left to right – Petrified Palm, Jasper/Agate, & West Texas Black Plume.



Jasper/Agate



Moss Agate



I wire wrapped two cabs today. The black plume agate was done at my wife's request to take to her sister in Columbia, MO over the Labor Day weekend. The Queensland agate was done by request for one of our club's members, John Morrison, for his sister. They were both wrapped with 24-gauge 14k gold-filled wire. I hope they like them.

Terry Roberts

Lapidary/Jewelry Group – Meets on the second Saturday of each month, except December and January. The meeting time is 2:00 pm. This group's meeting is all about lapidary (anything to do with cutting and polishing rocks) and jewelry making. Terry Roberts leads this group. To have your name added to the email list contact Terry Roberts - terry.roberts45@yahoo.com

Mineral Group – Meets every second Tuesday of each month at 6:30 pm. This group is all about minerals, how to identify them, geology and the locations they can be found. Topics are decided on by the group leader and the members. Charles Creekmur heads up the group. If you are interested in learning more about minerals, get your name on the email list for this group by contacting Charles Creekmur - calcite65@gmail.com

Fossil Group – Meets every third Monday of the month at 6:30 pm. If fossils are your thing, or you just want to learn a little more about fossils, this would be the group for you. Topics about fossils, locations where they can be found, and geological time periods are all discussed in this group. David Russ heads up the group, and if you would like to have your name added to the email list, contact David Russ - dbruss50@gmail.com

Gemology Group Meets every third Thursday of each month at 6:30 pm. This group is all about gemstone and the identification of gemstones. Topics are decided on by the group leaders and members. The group is led by Richard Armstrong. If you are interested in gemstones, identification, where their found, or any other related topic, this is the group for you. To have your name added to the email list, contact Richard Armstrong - keltfire@msn.com

NEWSLETTER CONTENT: Please send any original info or articles to be included in the newsletter to the Editor at the address or email listed below by the 10th of the month. Please keep your address, phone and email up-to-date, so that we can get the newsletter to you in a timely manner. Out-of-date information costs the club time and money in returned newsletters. If you need an issue dealt with quickly, don't hesitate to call. AFMS & SCFMS Newsletters will be emailed to members, as to not duplicate that information here, unless it needs to be repeated. Board meeting minutes are not published in the newsletter. If you would like to see a copy, contact an officer on the Board. The information in this newsletter may be reproduced for nonprofit use, as long as credit is given to the source. Thank you, Kinney Polve

Check us out on the web: WWW.ETGMS.COM

THE EAST TEXAS GEM AND MINERAL SOCIETY

Purpose of the East Texas Gem & Mineral Society: Is to promote; the study of Geology, fossils and the Lapidary Arts. The public is always invited to attend regular monthly club meetings.

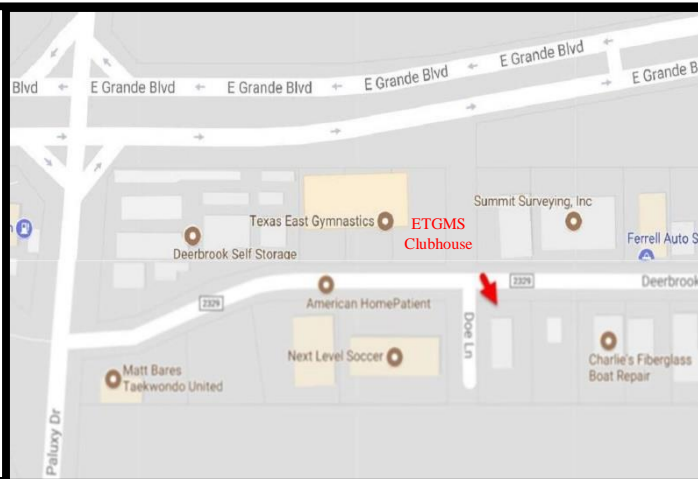
ANNUAL DUES:

Single: \$10.00 - Family: \$20.00

MONTHLY MEETING:

WHEN: First Monday of the month unless it's a holiday, then the second Monday, at 6:45 p.m.

WHERE: ETGMS Clubhouse, 2015 Deerbrook Drive, Tyler, Texas



PRESIDENT: Fred Mahaffey
903-978-0268 frederickmahaffey@gmail.com

EDITOR: Kinney Polve
903-646-3189 rockrosenewsletter@gmail.com

VICE PRESIDENT: Terry Roberts
903-881-5108 terry.roberts45@yahoo.com

FOSSIL GROUP: David Russ
903-894-4275 dbruss50@gmail.com

TREASURER: Colleen Hayes
903-343-2714 chayestx@suddenlink.net

MINERAL GROUP: Charles Creekmur
903-834-6814 calcite65@gmail.com

SECRETARY: Julia Toombs
903-882-5809 jtoombs@suddenlink.net

SHOW SCHOOL DAY
CHAIRPERSON: Carolyn Davis
214-212-0421 emugems0@gmail.com

FIELD TRIP
CHAIRMAN: **NEEDED**

CHAIRMAN SHOW: Keith Harmon
903-795-3860 keithharmon19@yahoo.com

WEBMASTER: Holly Ingram
214-794-7736 holly.ingram369@outlook.com

CLUB ADDRESS AND TO SEND DUES

East Texas Gem & Mineral Society
P. O. BOX 132532
Tyler, TX 75713-2532