



ROCK~N~ROSE



NEWSLETTER OF THE EAST TEXAS GEM & MINERAL SOCIETY

PAGE 1

VOLUME 42

TYLER, TEXAS

ISSUE 9

SEPTEMBER 2016

Coming Shows, 2016

October 8-9
Temple, TX
Tri-City G&MS
Mayborn Civic Center

October 21-23
Austin, TX
Austin G&MS
Palmer Events Center

October 29-30
Glen Rose, TX
Paleo. Soc. Of Austin
Somervell Expo
Center Hwy 67

November 5-6
Amarillo, TX
Golden Spread G&MS
Amarillo Civic Center
Exhibition Hall

November 6-7
Midland, TX
Midland G&MS
Midland Center

MESSAGE FROM THE PRESIDENT

This will be my last time to address all of you as president. I'm thankful for the opportunity that I have had to serve the club as president, but after 3 years in the position it is time for a break, and for someone new to bring in some fresh new ideas. I appreciate all the help and support from everyone, during my time in office, and I hope it continues. Now I will have the opportunity to spend the winter in Quartzsite, AZ., something on my bucket list that I have had to put off for the past few years.

I want to welcome our new officers, Fred Mahaffey – President, Robert (Rip) Criss – Vice President, and Julia Toombs – Secretary. Also I would like to thank Patricia (Trish) Hamilton for serving for another term as Treasurer. Terry Roberts and Carolyn Davis will be our new Board members.

Remember that Keith's Rock Sale is coming up October 1. If you're looking for some used equipment, lapidary material, or anything else rock related, you won't want to miss this yearly sale. I always find me a lot of goodies to take home, but I really enjoy the opportunity to talk to the people from other clubs that attend.

I have planned a Special Event Auction, on September 28th, on my Facebook group, Cabochon Auction Place, <https://www.facebook.com/groups/779193985544574/>, to coincide with our annual club auction. Proceeds from this event will go to ETGMS. We will be auctioning off cabochons and jewelry that has been donated by some of our members and others, to benefit our club. If anyone is interested in bidding on any of the items, they will need to join the group to do so. These auctions will run all day, and we really have some beautiful items.

In lieu of a program at our October meeting, we will be having our annual club auction. Once again we will be having our favorite auctioneer Keith Harmon, and it should prove to be an event worth attending. Please bring any club related items that you wish to donate for the auction, and if you have something to donate, but can't attend, please get it to other member that's going. And most important, bring your friends, and plenty cash or your checkbook.

The Critter Workshop will be held at my workshop, and is planned for October 8th, if the field trip that is scheduled for that day gets canceled due to weather. If the field trip doesn't get canceled, we will hold the workshop on October 15th. I usually like to make more definite plans, but there are a lot of members that would like to attend both events. We always have a lot of fun making critters for our January show. This year, once again, I want to encourage the parents of our junior members to try to attend. This is one activity that they will really enjoy. We will start at 9:00 AM, and go until everyone has had their fill of making critters. Lunch will be provided. Also we will need help loading up all the show supplies in my cargo trailer.

A reminder to everyone that membership dues are due in October. Kinney Polve

INSIDE THIS ISSUE

2. September Meeting Minutes
3. September Lapidary/Jewelry Group Meeting
4. Contribution / Cab of the Month
5. Missouri Field Trip
6. Missouri Field Trip Continued
7. Bench Tips by Brad Smith
8. Officers and Directions





SEPTEMBER MEETING MINUTES

Meeting called to order at 6:45 p.m. by club president, Kinney Polve. Members present were 27 with one visitor, Amy Long, who joined the club during the intermission.

Auction item was galena collected in Missouri.

Motion to accept minutes from August meeting was made by Becky Whisenant, seconded Euva Scott.

Treasurers report was given by Trish Hamilton, followed by discussion regarding the need for purchasing a location for the club.

Terry Roberts gave a synopsis of the lapidary club meeting on September 10 at the home of Kinney and Vicky Polve.

Mineral & fossil group has not been active lately. Richard Armstrong has offered to take over the group.

Field trip chairman Fred Mahaffey was not able to be at the meeting but he sent information regarding the upcoming field trip to the Midlothian cement quarry on Oct. 8.

Club annual auction will be at the next meeting, Oct. 3 with Keith Harmon as auctioneer. Richard Armstrong will bring the program for the November meeting. Reminder club membership dues are due in October.

Other old business: more discussion regarding purchase of location for club. Randy Harmon made a motion to have majority of board of directors of the club have power to purchase without bringing the property information before the members first, motion seconded by Allen Brown. Motion carried with one dissenting vote.

New Business: Election of officers was held with proposed slate of officers—Fred Mahaffey for President; Vice President, Rip Criss; Treasurer, Patricia Hamilton; Secretary, Julia Tooms. Motion made by Terry Roberts, seconded by Lynn Metcalf to accept officers as proposed; motion carried.

Motion made to adjourn business meeting. Door prize numbers were drawn and awards were handed out by Susan Burch from the recent AFMS authors and editors' competition. Winners included Terry Roberts, Becky Whisenant, Susan Burch, Kinney Polve and Mary Owens.


There was no formal program but members were encouraged to examine several displays of fossils and rocks from Wyoming collected by Jacob Moore.

Meeting adjourned at 8:15 p.m.

Submitted by Penny Hawkins for Carolyn Davis, Secretary.

DUES ARE DUE OCTOBER 1!

**EAST TEXAS GEM & MINERAL SOCIETY
MEMBER REGISTRATION FORM**



Name(s): _____ Anniversary _____ Birth Date: _____ Adult: ___ Jr. ___

Address: _____

City: _____ State: _____ Zip: _____

E-mail: _____ Newsletter via e-mail? Y ___ N ___

Special Interest in the hobby: _____ Date Paid: _____

Home Phone: _____ Work Phone or Cell: _____ Dues Paid: \$ _____



SEPTEMBER LAPIDARY/JEWELRY GROUP MEETING

Twelve members of the Lapidary/Jewelry Group met at Kinney Polve's workshop on September 10 to learn how to use Water Glass to fill in small voids and stabilize soft minerals. Kinney showed the group how to clean slabs and rough material of less than 2 inch thickness with Trisodium Phosphate before pouring a combination of Water Glass and an electrolyte powder supplement over the minerals in a stainless steel pot. In the next step, Kinney placed the pot on a hot plate set at about 180 degrees for 24 hours. At the end of the cooking phase, he let the hot plate cool for about 30 minutes before chipping the material off the bottom of the pot. Next, he placed the material on racks to dry for another 24 hours and then placed them in a toaster oven on a warm setting to cure overnight. After curing, the material is ready for cutting and cabbing. Kinney cautioned the group about using Water Glass to fill in larger voids (those larger than about 2 or 3 mm). Because more than one treatment with Water Glass is needed to fill in the larger voids, it may be more efficient to use a superglue instead.

After the demonstration, Kinney cut some large rocks for a couple of group members, including one chunk of amethyst that weighed about 75 lbs. He also let several members select some rough material in his shop to take home with them. Everyone went away happy with their new treasures and information on treating soft material they may collect in the future.



The next meeting of the L/J Group will be on October 8 at Kinney's workshop where we will make googly-eyed critters for the Wheel of Fortune at the Club's next Gem & Mineral Show in January 2017. Notation: the October 8 date is contingent on the weather. If it rains the L/J Group will meet that date, if the weather is forecast clear, the L/J Group will meet on Oct. 15 instead due to the field trip to the Midlothian cement quarry being on Oct. 8.

At right, Kinney Polve demonstrating water glass techniques for filling small cavities in minerals. Below left and right, attendees listening intently. Photos by Vicky Polve.





CONTRIBUTION TO THE DISCOVER SCIENCE PLACE AUCTION



I just finished wire wrapping a red and black plume agate that I collected on the Walker Ranch some time ago. I will donate this to the Discovery Science Center for their auction in September. I found this agate on the Walker Ranch south of Alpine a few years ago and

thought it would make a nice auction item. I used 14k gold-filled wire and twisted sterling silver wire in the pendant. I hope they like it at the auction. The attached pictures show the front and back of the pendant. Terry Roberts



CAB OF THE MONTH

Laguna Lace Heart
by Kinney Polve



Kinney Polve



JULY FIELD TRIP TO MISSOURI BY FRED MAHAFFEY

July is notorious for hot summer days in Texas so we decided a road trip was in order. There are two things that really excite rock hounds, road trips with fantastic collecting opportunities and beautiful scenery. After much discussion and with help from several club members we decided a trip to Missouri was just what everyone needed. After contacting a local Missouri rock hound and mineral enthusiast James Johnson, we made arrangements to meet him for a couple of outings to his favorite collecting sites . A few of us went up early on Friday, July 22, so we would have a little time Saturday to scout around the area. After a 10 hour drive we arrived at Santa Land RV Park and settled in. And it was appropriate that we were at Santa Land because just like Christmas Eve it was hard to go to sleep because due to the anticipation of the beginning of rock hunting the next day. We started out Saturday, July 23 with a hearty breakfast and then headed out to locate a rock shop in Rolla, MO after meeting up with a couple of other club members who also made the long drive Fri-



Day 2: Searching for the elusive poker chip calcite!



Poker chip calcite!

day. The rest of the morning was spent cruising around scouting out areas and looking for potential collecting locations. We met our host late in the afternoon as the rest of our group arrived from Texas and headed south of Cuba, MO to an old clay mining area to hunt for druzy quartz. Even though it was very hot and humid we managed to hang in there for almost an hour and half and collected some really nice specimens. James was really thoughtful and had brought some samples of other minerals for everyone to make sure we had at least one nice specimen and donated what we didn't want to the club. We had also brought rock and mineral specimens from Texas to give to him, as a thanks for taking the time to take us around Saturday and Sunday. Sunday morning we started

out early and headed to a local limestone quarry to hunt for poker chip calcite. Everyone had a good time hunting and collecting pieces of calcite before it started getting too hot. James then took us to a friend's house who had some very nice mineral specimens for sale that had come from the area mines that are not open to rock hounds. Dog Tooth calcite in an iron pyrite matrix, chalcopyrite, galena, dolomite crystals, there were a lot to look at and just about everyone found something they felt they couldn't live without. After a busy day of rock hounding we met James at a local BBQ joint and enjoyed a fine meal. James invited us to stop by his house on Monday morning to see his mineral collection. Turns out he has collected a lot of very nice crystal and mineral specimens and he is very knowledgeable in his hobby/passion.



We got lucky! The blueberry farm had just completed some construction and had dug up a ditch and exposed a lot of buried mozarkite.

Continued on Page 6.



Continued from Page 5.

Later Monday we drove to Springfield, MO to attend the Ozark Mountain Gem and Mineral club meeting which lucky for us was that evening. We enjoyed meeting everyone there and enjoyed the presentation from the "Geode Guy". They were planning a snowball geode hunting trip the following weekend and he put on a very informative presentation. The next planned hunt was Friday morning in Lincoln, Mo. For the state gemstone, mozarkite. As we worked our way across the state we made several stops. We stopped and toured the Harry Truman Dam Museum which



During the Missouri field trip, after a morning of digging for calcite crystals, we stopped by the house of one of the local dealers. All of us picked up some nice specimens before we left.

Nature's "fireworks" during the storm in Mena, Arkansas.



Mozarkite


was very interesting and they had great fossil and artifact displays. We also stopped at a fish hatchery and had an interesting tour. Friday July 29 arrived and we met our guide around 7 a.m. and headed to the collecting site. We were very fortunate that the owner of the property was doing some construction. He had dug up a lot of mozarkite in the process of digging a ditch and putting in a septic system. So instead of having to go dig in the grass in the field we were able to go through everything just dug up and laying around. The next day, Saturday, we headed back to Texas after a very fun and busy week.

Harry Truman Dam Museum.





BENCH TIPS BY BRAD SMITH



RAISING A CABOCHON
When a cabochon sits too low in a bezel, the bezel hides a lot of the stone. The solution is to either sand down the bezel height or boost up the stone. If you're going to raise it up, question is what is the best material to use ?

bezel height or boost up the stone. If you're going to raise it up, question is what is the best material to use ?

I was taught to use fine sawdust but now think that might be a problem when used in rings. I reason that rings will frequently get wet, which would cause the sawdust to swell in size and push the stone against the bezel. Then when the sawdust dries out, the stone would be a little loose.

In any case, I now prefer pieces of plastic sheet to boost up my stones. Pieces are readily available from product packaging or from old credit cards. I just cut a piece to loosely fit the bezel and drop in the stone (with some dental floss) to check it's height.

TRANSPARENT CAB—When bezel setting a transparent cabochon in silver, I usually cut out the back of the bezel to allow background light to show off the colors and patterns in the stone. If this is not possible or appropriate, I worry that the silver bezel will tarnish under the stone and will ruin its brilliance. What to do?

My solution is one extra step before setting the stone. I place a piece of thin silver Mylar plastic under the stone to act as a mirror that will never tarnish. Mylar is readily available in craft and gift wrap stores, or in a pinch from a party balloon supplier. You may even want to experiment with using colored or patterned Mylar (i.e. diffraction pattern) under some stones.

REMOVING SOLDER FROM A BEZEL—Sometimes when you solder a bezel to a base plate, you end up with excess solder that needs to be removed before setting the stone. My choice of tool for this is called an "Inverse Cone" bur used in a rotary tool or flexshaft. It cuts on both the bottom and the side and is shaped so that there's less chance of cutting into the bezel wall than if you used the more common cylinder bur shape. I find the 2 mm size useful for almost any bezel.



TESTING FOR SILVER—Often you need to identify some of those unknown "silvery" pieces in the bottom of the toolbox or some piece of old jewelry. Is it silver or something else?

Of course, if you need to know exactly what you have, it's best to send your metals off for refining. But inexpensive silver testing solutions can be used to help distinguish higher silver content alloys from alloys that have the same appearance but with little to no silver content, like German Silver or Nickel.

I purchased a half-ounce bottle of JSP Silver Testing Solution #GT41. It's not a rigorous analytic test, but it lets you know if you're on the right track. And it's inexpensive. Mine was only \$3.

With a fresh solution you have an instant reaction after applying it to the metal being tested. The procedure is simple - as you apply a small drop, look for a color change. Note that the acid will leave a slight mark, so choose a spot that is out of the way or will be easy to polish.

If you suspect the object is silver plated, you should file a little notch somewhere inconspicuous to expose what metal is below the surface. Otherwise, all you test will be the surface plating.

Here's the reaction I got when testing various materials:

Fine silver	Red/Orange
Sterling silver	Brick Red
80% silver 20% copper	Dark red changing to gray
Brass	Yellow changing to blue
Nickel	Gray-green
Copper	Yellow changing to blue
Steel	Black
Stainless Steel	No color change

Caution - If you do any of this testing, know that you are handling a reasonably strong acid. The GT41 label says it includes nitric acid and potassium dichromate.

Wear safety glasses.

Do not get any testing solution on your skin.

Use a solution of baking soda and water to neutralize acid.

Wash and clean up well when you're done.

Please include the following attribution with each publication:

See all Brad's jewelry books at https://www.amazon.com/Bradford-M.-Smith/e/B009LYAE0C/?ref=sr_ntt_srch_lnk_9?qid=1473048809&sr=8-9



THE AMERICAN GOLDEN TOPAZ

Don Shurtz, Pleasant Oaks Gem and Mineral Club of Dallas

Are there any out there who remember seeing the American Golden Topaz at an AFMS Show? The American Golden Topaz is a 22,892.5 carats (cut weight) gem from Brazil. In 1987 Mr. John White, curator of the gems and mineral collection at the Smithsonian, approached the AFMS with plans to acquire a topaz that was bigger than the 21,327 carat Brazilian Princess Topaz, but needed \$40,000 to procure the rough stone. The AFMS originally balked at the idea, but did form a committee which supported the concept and rapidly raised the funds to procure the stone. The stone was owned by Drs. Marie and Edgar Bogatta of Seattle WA and was cut by Mr. Leon Agee of Walla Walla WA. The stone was then presented to the Smithsonian and displayed with a plaque that read "Gift of the Rockhound Hobbyist of America through the efforts of the six regional federations of mineralogical societies and Drs. Marie and Ed Bogatta, 1988." One of the inducements for the AFMS to help in the acquisition of the American Golden Topaz was that the gem would be made

available for display at the Federation Show. However, in 1997 the American Golden Topaz was placed on permanent display at the Smithsonian and was no longer available to the Federation.

Now fast forward to today. The American Golden Topaz is one of about 24 Smithsonian "Giant Gems" which go on temporary display at the Perot Museum of Nature and Science in Dallas! Here is some information I received from the Perot Museum:

GIANT GEMS OF THE SMITHSONIAN (Sept. 9, 2016-Jan. 17, 2017). Never before seen together, approximately two dozen magnificent, Texas-sized gems from the Smithsonian's world-renowned National Gem Collection will be on display in the Lyda Hill Gems and Minerals Hall on Level 3. The mineral masterpieces, many weighing over 1,000-plus carats, include the "American Golden" topaz that tips the scales at almost 23,000 carats (more than 10 pounds), a blue topaz "football" of nearly 7,000 carats, a kunzite Tiffany necklace, the Mogul emerald diamond necklace and more. This temporary installation will mark the first time such a large collection of Smithsonian gems, some of which have never been displayed in any museum, will be on exhibit outside the famed Washington museum complex.

Special AFMS connection: The "American Golden Topaz" was presented to the Smithsonian in 1988 by the Executive Vice President of the American Federation of Mineralogical Societies (AFMS). AFMS members had rallied to help raise the money to purchase the American Golden Topaz and the plaque indicated that the gem was donated" in the name of the rockhound hobbyists of American and its six regional federations."

If clubs are interested in seeing the American Golden Topaz and the rest of this collection, they may contact the Perot museum at 214-428-5555 or reserve@perotmuseum.org for a Group Ticket discount rate (group must be at least 10 individuals).

For the record, I am not an employee of the Perot Museum, but I am an active volunteer at the museum. This article is not intended to be an advertisement, but rather to point out an opportunity to see the American Golden Topaz – a stone that we all helped the Smithsonian Museum to acquire.

Via SCFMS Sept./Oct. 2016 newsletter.



AUCTION

Annual club auction is October 3. Bring items related to our hobby for donation and don't forget your checkbook!



ETGMS
Kinney Polve
11th place
Website Contest

ETGMS
Susan Burch
6th place
Small Bulletins

Terry Roberts
3rd place
Adult Articles

Becky Whisenant
14th place
Written Features

Susan Burch
2nd place
Drawn Features

Kinney Polve
8th place
Adult Poetry

Mary Owens
3rd place
Adult Poetry



BACK YARD ROCK AND EQUIPMENT



CONTACT: KEITH HARMON
903-316-2967 / keithharmon19@yahoo.com

WHEN: SATURDAY, OCTOBER 1, 2016
STARTS AT 9 A.M.

WHERE: 9116 US HWY 84 WEST, RUSK, TX 75785

WHO: KEITH AND TONI HARMON

WHAT: OVER 50 TONS OF ROCK OF VARIOUS TYPES
—INCLUDING BUT NOT LIMITED TO:

AGATES, JASPERS, OBSIDIANS, JADE, PALM WOOD, ARIZONA WOOD, TUMBLING ROUGH, LARGE ROCK AND CUTTING MATERIAL.

COST: ROCK: FROM \$0.50—4.00 PER PD AVERAGE
EQUIPMENT: INEXPENSIVE FOR WHAT IT IS.

PLEASE NO EARLY SALES.



Check us out on the web: WWW.ETGMS.COM

THE EAST TEXAS GEM AND MINERAL SOCIETY

Purpose of the East Texas Gem & Mineral Society: Is to promote the study of geology, fossils and the lapidary arts. The public is always invited to attend all club meetings.

MONTHLY MEETING:

First Monday of the month unless a holiday, then the second Monday, at 6:45 p.m.

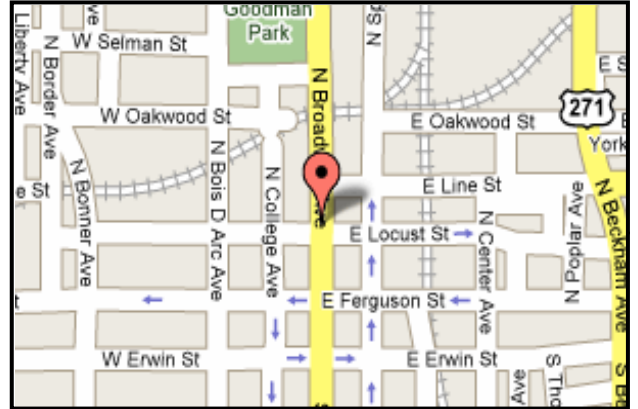
WHERE:

The Discovery Science Place
308 N. Broadway
Tyler, Texas

ANNUAL DUES:

- Adults: \$10.00
- Juniors: \$2.50 with adult membership
- Family: \$20

NOTE TO EDITORS: Feel free to use contents for non-profit newsletters. Give credit when and where due.



NEWSLETTER CONTENT: Please send any info or articles to be included in the newsletter to the Editor at the address or email listed below by the 15th of the month. Please, keep your address, phone and email up-to-date, so that we can get the newsletter to you in a timely manner. Out-of-date information costs the club time and money in returned newsletters. If you need an issue dealt with quickly, don't hesitate to call. Keep in mind some photos or graphics may be chosen from the Internet. Susan Burch

CLUB OFFICERS:

PRESIDENT:
903-646-3189

Kinney Polve
8665 CR 373 D
Henderson, TX 75654

SECRETARY:
903-567-4162

Carolyn Davis
1042 VZCR 4201
Canton, TX 75103

VICE PRESIDENT:
903-881-5108

Terry Roberts
12243 Cross Fence Trail
Tyler, TX 75706

FIELD TRIP CHAIRMAN:
903-978-0268

Fred Mahaffey
1637 CR 1306
Rusk, TX 75785

TREASURER:

Trish Hamilton
P.O. Box 132532
Tyler, TX 75713

SHOW CHAIRMAN:
903-795-3860

Keith Harmon
9116 US HWY 84 W
Rusk, TX 75785

CLUB ADDRESS:

East Texas Gem & Mineral Society
P. O. BOX 132532
Tyler, TX 75713-2532

SEND DUES TO:

Trish Hamilton
P.O. Box 132532
Tyler, TX 75713



EDITOR: Susan Burch
20427 US. Hwy 69 S.
Alto, TX 75925

E-Mail: rocknroseeditor@hotmail.com
Phone: 936-615-5397