



# ROCK~N~ROSE



NEWSLETTER OF THE EAST TEXAS GEM & MINERAL SOCIETY

PAGE 1

VOLUME 42

TYLER, TEXAS

ISSUE 1

JANUARY 2016

## Coming Shows, 2016

**January 22-24  
Tyler TX  
East Texas G&MS  
Rose Garden Center**

**February 20-21  
Georgetown, TX  
Williamson Co. G&MS  
San Gabriel Park**

**February 19-21  
Plainview, TX  
Hi-Plains G&MS  
Ollie Liner Center**

**Feb 27-28  
Pasadena, TX  
Clear Lake G&MS  
Pasadena Convention  
Center**

**March 5-6  
Big Spring, TX  
Big Spring  
Prospectors Club  
Howard Co. Fair Barn**

**March 5-6  
Robstown, TX  
Gulf Coast G&MS  
Regional Fairgrounds**

## MESSAGE FROM THE PRESIDENT

Our busiest time of the year is beginning to wind down. I want to thank all our members that have helped in the preparation for our annual show. I know for some of you, you may feel that your contributions go unnoticed or underappreciated, but I can assure you that I appreciate all that our members do to make our show possible. An organization like ours doesn't function without the time donated by the membership. For those of you that haven't gotten involved yet, it's not too late. If you didn't sign up to work at the show, but you find that you have some extra time, give me a call. Or if you hate to commit, worrying that something might come up, then just show up at the show and we'll find something for you to do. January 21, at 9 A.M., we will begin setting up for the show. We try to get the exhibit area set up first, so the members that are setting up display cases will be able to go ahead and set theirs up. We usually have the bulk of the setup done by 1 P.M. Then some of our members like to help the dealers get moved in so they can get set up. The first show day, Friday, January 22, the show opens at 9 A.M. Everybody working that morning are encouraged to be there early. Most of us start arriving around 8 A.M., get some coffee and donuts, and all those helping with the school kids meet and get organized. Those members giving demonstrations on Friday, need to be ready to go by 9 A.M. The key to keeping stress to a minimum is arrive early, so you have plenty of time. The Dealer's Dinner is at 6 P.M., members bringing food, please try to have it there by 5 P.M. All others working the show need to know the times you are scheduled to work. If something comes up, let someone know as soon as possible, so we will be able to compensate. The show ends Sunday at 5 P.M., this is when we need help getting everything packed back up. Also some of our dealers will need help loading up.

If you didn't make it to the January meeting, you missed a great program on geology given by Brad Martin. Becky Whisenant will be giving a program on the Burgess Shale for the February meeting.

Thanks to all of you who attended the pre-show workshop, and to Bill Faulkner for securing us a place to have it. As in the past, we got a lot accomplished, and had a lot of fun. There were about 30 members and visitor that showed up.

The ETGMS Facebook group, <https://www.facebook.com/groups/789858501141328/>, is starting to grow, and is currently up to 30 members. For those members that use social media, join our group, and let us know what's happening with your club related activity. And if you want to be one of the first to know what's going on in the club, you'll find it there first.

Kinney Polve

## INSIDE THIS ISSUE

2. January Meeting Minutes
3. Member Happenings
4. Member Happenings
5. Jokes/Note
6. Endowment Fund
7. Bench Tips by Brad Smith
8. Officers and Directions



### JANUARY MEETING MINUTES

President, Kinney Polve called the meeting to order on January 4, 2016 at 6:50 pm.

Visitors, Pat and Ed Bean introduced themselves saying that they have been members in the past. Another visitor, Susan Johnston introduced herself saying she just likes rocks. We hope they will want to join us often as we all like to play with rocks.

There were no new members.

Two silent auction items were up for bid. Door prize tickets were on sale for 25 cents each.

Minutes from the last meeting were approved as printed in the newsletter. The motion was made by Becky Whisenant and seconded by Penny Hawkins.

The treasurer, Elsa Jerger gave a report.

**Lapidary Arts Group:** Terry Roberts reported that no meeting was held in December due to the holidays. The January meeting will be to join all members on the 9<sup>th</sup> for the show workshop at the Church of Christ in Bullard. The February meeting will be at Kinney's workshop. Terry brought slabs that he offered to anyone if they would like to make use of them.

**Field Trip:** Fred Mahaffey reported that this is not a good time of the year for a field trip because of the weather. January we will be busy with the annual rock show so he wants to plan a trip to a rock shop in February. He would like suggestions for field trips from all members.

**Newsletter:** Susan Burch is asking for articles and pictures about your activities involving our hobby.

**Announcements:** The annual East Texas Gem and Mineral Show will be January 22<sup>nd</sup>, 23<sup>rd</sup> and 24<sup>th</sup>. All members are needed to work in the many different activities that make up the show. Please put your name on more than one place on the sign up sheets. Especially think about setting up a showcase. It is very important that we show the public about our interest. Contact Kinney if you have questions. Help is needed at 9:00 a.m. on Thursday, January 21<sup>st</sup> to set up for the show.

Membership dues are now past due. A list of current members has been published. If you want to be added to the membership your dues must be paid now.

Judith Burselson is recovering from a stroke and hopes to be back soon.

Kinney want articles and pictures for the website. He also would like suggestions to improve this source of reaching the public. He also oversees the Facebook page.

The Mini Makers Fair will be on Saturday, April 16<sup>th</sup> this year. Volunteers will be needed for our booth. The Discovery Science Museum will also need help for their spring break camps. The two age groups are kindergarten to third grade and fourth grade to sixth grade. Keep these activities in mind so you can be a part of educating our youth about gems and minerals.

See Kinney if you would like to purchase vests, patches or pins. These help identify members while working at the annual show.

Thank you to those that bring refreshments to our meetings.

Thanks to the members who worked to set up display cases at the Tyler Public Library. Also thanks to those who contributed polished rocks for the public to be able to take one home with them. This is one of the ways the public learns about our club and the annual show.

Remember to attend the pre-show workshop on Saturday, January 9<sup>th</sup> at the Bullard Church of Christ. The day will begin at 9:00 a.m. and end when everyone gets tired. That should be about 3 p.m. You are welcome to bring food to share and any donations that can be used for the silent auction or wheel of fortune. Printed maps were available for the church.

**Old Business:** Old business was covered in the announcements.

**New Business:** No new business was brought to our attention.

Our next meeting will be February 1<sup>st</sup>. Becky Whisenant will present the program on fossils from Canada.

A motion to adjourn the business meeting was made by Sherry Breedlove. Karen Nance seconded the motion. Kinney conducted the door prize drawing. Refreshments and visiting were then enjoyed.

Brad Martin presented the program. He gave information to help us use geology as a guide for hunting rocks.

Respectfully Submitted,

Carolyn Davis





# Member Happenings

## VICKY'S NEW PROJECT

By Kinney Polve

We're always looking for new ways and projects to improve on our lapidary skills. Vicky Polve has done just that. Since our visit to Quartzsite, AZ, over a year ago, she has wanted to attempt making pine straw baskets. Making the center piece for the baskets gives me an opportunity to use my lapidary skill in a little different way. Also it offers me the opportunity to use some of the beautiful material that we have collected over years, that couldn't be used for cabochons because of pits or fractures. It's still a learning process, but I think her first basket turned out pretty good. Hopefully I can refine the process of encapsulating the slabs in epoxy resin. Vicky assures me that once she feels comfortable making basket, she will offer a Pine Needle Basket class. She doesn't want to teach people how to make her mistake.



## TERRY ROBERTS CABS

While searching through my stash of slabs recently, I came across some slabs and heels from agate nodules that a friend sent me three years ago. They came from two ranches in west Texas, one south of Alpine and the other south of Marfa. The ones that I chose to work with can be called sagenitic agates since they have inclusions of acicular (needle-like growths) crystals of an unknown mineral, possibly aragonite (a polymorph of calcite). Frequently, the mineral that created the acicular crystals is replaced by quartz that forms the agate and the inclusion is then called a pseudomorph. Replacement of the softer mineral while retaining the original crystal shape is highly desirable since the harder quartz prevents undercutting when polishing.



Depending on the shape of the sagenites, the inclusions can be further subdivided into pom pom and bouquet agates. Pom pom inclusions are spherical in shape due to the needles radiating out from a central point in all three dimensions; whereas, bouquet inclusions are usually fan-shaped and do not radiate from a central point in all dimensions.



The first picture is a scenic cabochon with a pom pom inclusion that mimics a sun rising above land and shining through a quartz cloud. Pom poms come in a variety of colors, some of which are quite spectacular, especially when found near Needle Peak just outside the boundary of Big Bend National Park. The second picture shows a polished slab with several yellow pom poms that came from Needle


Peak.

The third picture shows a small nodule that has been cut in half. I have polished one side of each heel to best show the bouquets with several colors. The presence of multiple colors is unusual since most of the bouquets that I have seen from the ranch south of Marfa are white or, less frequently, another single color. Both heels have an unknown black mineral in the largest bouquet that (to me) resembles a sea horse caught in a sea anemone (the bouquet).



*Member Happenings continued on page 4*





*Here's some of the polished slabs that I wire wrapped for the show.*

*Thanks, Kinney*



### TYLER PUBLIC LIBRARY ROCK DISPLAY

Saturday, January 2, Randy Harmon, Trish Hamilton, and Kenny and Vicky Polve set up displays for the month of January to advertise the upcoming show. This display will be set up for the entire month of January, and we will take it down January 30. We do this each year during the month of January to coincide with our annual show. We display all kinds of things to help educate the community and spark interest for the show. Some of the things we put on display are mineral specimens, fossils, items made from rocks or stone, jewelry, and anything else that is club related. Please, think about getting involved next year. If you need more information, call me (903) 646-3189.

Thanks, Kinney



*Thank you to Trish Hamilton for contributing the photographs.*







### ROCK JOKES

Q: Where do pebbles grow up? A: In the rockery!

Q: Where do rocks sleep? A: Bedrock.

### JEWELER JOKES

Q. Where do you find the President of the jewelry company?

A. He's the one in the Opal Office.


Q. What did the jeweler say to the alien? A. I have something for all your lobes.

Q. What did Mr. Rabbit give Mrs. Rabbit? A. A 14 Carrot Gold Ring.

From the Internet : <http://hubpages.com/art/Lapidary-Jokes-For-The-Discerning-Rockhound>



### HOW DO YOU BECOME A ROCKHOUND?



Buy a large bag of marbles and carry it with you whenever you go looking for rocks. Every time you pick up a rock and put it in your pocket, take out one of the marbles from the bag and throw it over your left shoulder. Any time you see one of your marbles, pick it up along with the rock nearest to it - the rock goes in your pocket, the marble into the marble bag. When you have finally lost all of your marbles, you are a rockhound!

From the Internet : <http://hubpages.com/art/Lapidary-Jokes-For-The-Discerning-Rockhound>



### NOTE FROM THE EDITOR

Hi all, welcome to 2016 and another great year for rock hounding. Hopefully all are looking forward to participating in this year's show, whether it be behind the scenes or shopping with our favorite vendors.

As new editor, I just finished my first SCFMS 16 page newsletter, I wished to thank y'all for our only having an 8 page newsletter. Although, occasionally ours does require 10 or 12 when I'm sent lots of goodies to include, it's not 16 pages. LOL, sometimes I find myself just staring at the screen, trying to think of a way to make it all fit. That said, I also wish to thank those who are occasional and regular contributors with article content, photos, poems etc. To those of you who might have an idea for content swimming around in your head or have promised me articles in the past, get to it!!! You don't realize how much it helps when I don't have to hunt down information to fill a spot. And, I know the membership appreciates the content also.



It being Texas, in future months we've got nicer weather to look forward to, so think about somewhere you might wish to find stone treasures and let Fred Mahaffey know so he can plan a field-trip. It's so much better when there is input and support from the membership.

If you weren't at the January meeting, you missed a very informative and interesting presentation presented by Brad Martin. Please, think about something you may be willing to present to the club, it's always nice to have variety and important to give those who do it all the time a little break.

Talk at ya' later, and good hunting, Susan Burch



**HURRAY, HURRAY...STEP RIGHT UP!!**  
**by Cheryl Neary, 2016 Endowment Fund Chair**

The 2016 AMFS Convention is being held in late July of 2016. So what does that mean? It means you need to purchase your tickets (yes, you need to be in it to win it!) before July for the AFMS Endowment Fund drawing! This year so far, Carolyn Weinberger has agreed to once again sell tickets for the EFMLS. We'll be announcing the other regional federation "salesmen" in the February AFMS Newsletter and via the AFMS Endowment Fund website shortly ([www.amfed.org/](http://www.amfed.org/)). The tickets are reasonably priced at \$5.00 per ticket or 5 for \$20.00. Now, if you are unable to purchase tickets, have no fear because you can help out the Endowment Fund by donating items for the drawing. The criteria is quite simple- anything related to our hobby and with a minimum value of \$25.00 and weighing less than 5 pounds. If you chose to donate – and I hope you do please send me a picture via e-mail of your generous donation so that I can get it posted to the AFMS website and into the newsletter along with a description, name of your club and estimated value of your donation. You or your club will be recognized in the newsletter and on the website. This is a great way to advertise what your club does!

Please contact me via email at or via cell phone at 516.449.5341 (texts work the best) to let me know of your intentions to donate. The item can be shipped to my address, which I prefer or brought to the 2016 Convention in Oregon. You can also let your Regional Vice President know of your intent to donate or buy tickets! Why the drawing? The money collected is for the AFMS Endowment Fund. The interest from the monies generated is used for AFMS special projects such as, junior badges, judges training, digitizing of slide programs, just to name a few. So step right up! Purchase or Donate or why not both? The Donations to date are as follows:

**#1 Soapstone Sculpture Bear.** Donated by EFMLS Wildacres Instructor- Sandy Cline of Canada. (You can visit his website to see the other incredible work of his at .)The bear is approximately 7.5 x 4.5" and has an estimated value of \$250. (EFMLS).



**# 4 Amethyst cluster** from the Reel Mine, North Carolina Donated by Jake Cline of Catawba Valley Gem & Mineral Club. Estimated value \$250. (EFMLS). No photo available.


**#5 Framed Wyoming Fossil Fish:** Diplomystus Donated by Richard Jaeger, AFMS Past President. Estimated value \$110. RMFMS



**#2 Tigers eye Gem Tree** Donated by EFMLS Wildacres Instructor Suzie Milligan of New York. The tree is druzy quartz on matrix and measures 7.5" high. Estimated value is \$25 (EFMLS).



**#3 Tigers eye Bolo tie & matching pendant** Donated by the Huffmans of the Catawba Valley Gem & Mineral Club. The bola is on brown tan leather with feather tips and the pendant is Tigers Eye wrapped in 14k gold filled wire. Estimated value of the pair is \$85. (EFMLS)



From AFMS, Dec. 2015 Newsletter.





**BENCH TIPS BY BRAD SMITH**

**SHARP KNIVES FOR CUTTING MOLDS**—Cutting molds is easier and more precise with a sharp blade. A new Xacto blade is sufficient for cutting RTV molds but is usually not sharp enough for vulcanized rubber. For that it's best to use scalpel blades available from most jewelry supply companies.



The #11 blade is triangle shaped, and the #12 is hawksbill shaped. I find the hawksbill is particularly nice for cutting the registration keys of the mold.

**USE YOUR THUMB**—When using multiple bits in a Foredom, we often have to deal with several different shaft sizes - the usual 3/32 inch burs, the larger 1/8 inch shafts sizes and of course the many different sizes of drills. For some reason I really dislike having to turn the key multiple times to open or close the jaws of the hand piece chuck.



So I have two ways to speed up that task. For opening up the jaws, I just remember "four", the number of turns I have to make to open the chuck just enough from the 3/32 bur shaft size to the larger 1/8 bur shaft size.

For closing the jaws around a smaller shaft, there's a neat trick. Hold the new bit in the center of the open jaws of the chuck, put your thumb lightly onto the outer toothed collar of the chuck, and gently start up the Foredom. As the chuck turns, it will naturally tighten the jaws around the bur shaft or the drill bit. Then all you have to do is a final tightening with the key.

---

By the way, we editors do a lot of writing and often never realize how many people are reading and appreciating the effort. Today I was surprised by some feedback.


Way back in 2007, I wrote an article for the inaugural issue of Interweave's Jewelry Artist magazine about broom casting. Last year, a portion of it was reprinted in the company's huge Jewelry Making Daily blog. That was definitely neat, but yesterday I was blown away by their announcement.

My post was named the most popular one of 2015, eight years after the original. Who would have guessed that so many people get a kick out of pouring molten silver into a floor broom. My book on the entire process is available on Amazon at <http://amzn.to/1Z6hYws>

---

Please include the following attribution with each publication:

"Bench Tips for Jewelry Making" and "Broom Casting for Creative Jewelry" are available on Amazon





Check us out on the web: [WWW.ETGMS.COM](http://WWW.ETGMS.COM)

THE EAST TEXAS GEM AND MINERAL SOCIETY

Purpose of the East Texas Gem & Mineral Society: Is to promote the study of geology, fossils and the lapidary arts. The public is always invited to attend all club meetings.

MONTHLY MEETING:

First Monday of the month unless a holiday, then the second Monday, at 6:45 p.m.

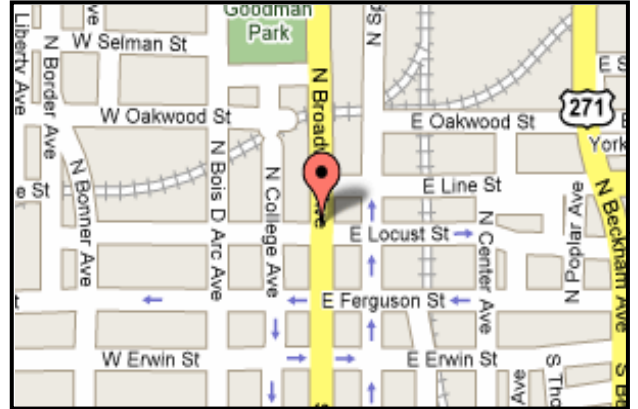
WHERE:

The Discovery Science Place  
308 N. Broadway  
Tyler, Texas

ANNUAL DUES:

- Adults: \$10.00
- Juniors: \$2.50 with adult membership
- Family: \$20

**NOTE TO EDITORS:** Feel free to use contents for non-profit newsletters. Give credit when and where due.



**NEWSLETTER CONTENT:** Please send any info or articles to be included in the newsletter to the Editor at the address or email listed below by the 15th of the month. Please, keep your address, phone and email information up-to-date, so that we can get the newsletter to you in a timely manner. Out-of-date information costs the club time and money in returned newsletters. If you need an issue dealt with quickly, don't hesitate to call, as that is the best way to reach me. Thank you... Susan Burch

**CLUB OFFICERS:**

**PRESIDENT:**  
903-646-3189

Kinney Polve  
8665 CR 373 D  
Henderson, TX 75654

**SECRETARY:**  
903-567-4162

Carolyn Davis  
1042 VZCR 4201  
Canton, TX 75103

**VICE PRESIDENT:**  
903-881-5108

Terry Roberts  
12243 Cross Fence Trail  
Tyler, TX 75706

**FIELD TRIP  
CHAIRMAN:**  
903-978-0268

Fred Mahaffey  
1637 CR 1306  
Rusk, TX 75785

**TREASURER:**  
903-520-6629

Elsa Jerger  
13238 CR 468  
Tyler, TX 75704

**SHOW  
CHAIRMAN:**  
903-795-3860

Keith Harmon  
9116 US HWY 84 W  
Rusk, TX 75785

**CLUB ADDRESS:**

East Texas Gem & Mineral Society  
P. O. BOX 132532  
Tyler, TX 75713-2532

**SEND DUES TO:**

Elsa Jerger  
13238 CR 468  
Tyler, TX 75704



**EDITOR:** Susan Burch  
20427 US. Hwy 69 S.  
Alto, TX 75925

**E-Mail:** rocknroseeditor@hotmail.com  
**Phone:** 936-615-5397