



ROCK~N~ROSE



NEWSLETTER OF THE EAST TEXAS GEM & MINERAL SOCIETY

PAGE 1

VOLUME 42

TYLER, TEXAS

ISSUE 2

FEBRUARY 2016

Coming Shows, 2016

Feb 27-28, 2016
Pasadena, TX
Clear Lake G&MS
Pasadena Convention Center

March 5-6, 2016
Big Spring, TX
Big Spring
Prospectors Club
Howard Co. Fair Barn

March 5-6, 2016
Robstown, TX
Gulf Coast G&MS
Regional Fairgrounds

March 12-13, 2016
Live Oak, TX
(San Antonio)
Southwest G&MS
Live Oak Civic Center
8101 Pat Booker RD

April 09-12, 2016
Abilene, TX
Central Texas G&MS
Abilene Civic Center

INSIDE THIS ISSUE

2. February Meeting Minutes
3. Minutes Continued/Rock Swap
4. Class/Winners/Challenge
5. Lapidary-Jewelry Group/
Gemboree
6. Junior Activities/Safety Article
7. Show Pictures/Bench Tips
8. Officers and Directions

Pictured center, Becky Whisenant peeking from the Fluorescent Mineral Display room.

MESSAGE FROM THE PRESIDENT

Finally a little time to take a break. I want to take a moment to thank all the members, and a few that weren't members, for their efforts helping with this year's show. All in all, everything went pretty smoothly. And a special thanks to Pete Keiser for his help unloading the show stuff from the trailer, and getting it put away until the next show. Revenue from the show was up this year, and we had a lot of new members join.

Now for some time to get back to my lapidary work. I'm also going to start scheduling classes and workshops, in the different areas of the lapidary arts, for our members that might be interested in some additional training. I'm sure Terry Roberts will be helping out with some of these. Our Lapidary Group meeting is a great place to teach a lot of our simpler techniques, share ideas, and share knowledge. But we don't have the time necessary, and the group is too large to give the instruction required to instruct members in a lot of areas. In the past we have let members who want us to schedule a class, to let us know, but there wasn't a very good response from our members. So instead of waiting, I'm just going to go ahead and schedule these classes and workshops. We will be giving you updates on classes in the newsletter, on the website, and on Facebook. The first one, Basic Wire Wrapping, is scheduled for next month. Most of these class will be free, with some having a fee for the materials needed.

I would like to personally welcome all our new members to ETGMS. Also, I would encourage all of you to get involved with other members in our club that have similar interests. If you are interested in the Lapidary Arts, contact Terry Roberts, and get your name added to his mailing list, so you will receive email updates related to this group. If you don't receive ETGMS club updates, contact me, so I can make sure your information is correct on our members list.

If any of you have any ideas that might benefit, activities, new groups, etc., please let one of the officers know. Like always, we need input from all of our members to keep our club active and growing.

Kinney Polve





FEBRUARY MEEETING MINUTES

President, Kinney Polve called the meeting to order on February 1, 2016 at 6:50 p.m. New members introduced themselves. Julia Toombs is a beginner rock hound. Brenda Hargett is a returning member. Joshua Purrell likes rocks and joined at the gem show. Erlien and Melvin Bynum also joined at the gem show. Others were Brenda Roberts, Dan Barcroft, Rose West and Lisa. Lori Simmons was a visitor.

A silent auction item was up for bid and door prize tickets were available.

Minutes from the last meeting were approved as printed in the newsletter. The motion was made by Colleen Hayes and seconded by Gene Goar.

Our new treasurer, Trish Hamilton is busy working on getting the books in order. She is taking over at the busiest time of the year for the club. Name changes at the bank have been done. A report will be given at the next meeting.

Lapidary Arts Group: This group did not have it's own meeting in January. Everyone attended the preshow workshop to work on items used for the Wheel of Fortune and the Silent Auction Table. They will meet on February 13th at Kinney's workshop. The meeting is 2:00 p.m. Kinney will show how to recharge grinding wheels. Linda Carter will teach making a Swarovski Crystal bracelet. Send an email to Linda at rac@academicplanet.com if you want to be in the class. There will be a charge of \$25 for the supplies.

Field Trip: The planned January field trip was to assist at the annual gem show. Fred Mahaffey has planned a field trip to visit the Ross Perot Museum in Dallas on February 20th from 10 a.m. to 5 p.m. Let him know if you want to attend. He can ask for a group rate if more than 10 attend. The regular ticket is \$12 for youth ages 7 – 17, \$19 for adults, and \$13 for age 65+. The movie is \$8.

Newsletter: Susan Burch would appreciate your help with articles, pictures, or poetry associated with our hobby. Her email address is in each newsletter.

Social Media: Kinney would like to have your pictures from the gem show so he can add them to the web site and the Facebook page. He also wants your articles and pictures about your projects. The interest in our Facebook page is growing.

Announcements:

- Becky was unable to present her program tonight so it will be in March.
- There are pins, large and small parches and vests for sale. These help identify us when we work at events.
- Kinney and Vicki Polve where recognized for their outstanding work at the annual gem show.
- The show report showed an addition to our funds this year. The attendance was down some from last year but the income was better. This was attributed to hard work at the silent auction. Attendance was 11,081 adults, 460 youth, and 370 Students on School Day. Thank you to all who worked. The Grand Prize winners are on the web site and Facebook.

Old Business: No old business was brought to our attention.

New Business:

- We reserve the Rose Garden in advance to secure our date for the next year. Our rental fee has been paid for 2017. We can pay a deposit for each of the next two years to insure our place. Carolyn Davis made a motion to pay the deposit for two years. Gene Goar seconded the motion.
- A local scholarship fund was discussed. The Rolling Rock Club contributed funds to be used for a scholarship. They meet each year at the gem show and will be willing to contribute funds collected from their auction. After discussion a motion was made by Colleen Hayes to establish a scholarship annually to a local earth science student. Pete Keiser seconded the motion. The Board will work to establish this program.

Minutes continued on Page 3



· We do not need to keep the present balance in the checking account. It was suggested that we should move some funds to CD accounts. This will leave us with sufficient funds for operation. The motion to move the funds to CD accounts was made by Euva Scott. Penny Hawkins seconded the motion. The motion carried by vote of those present. These CD's are to set up the same as our other CD's with two signatures needed from the same group of names.

· Our desire for a workshop building was discussed so that the new members could assist us in looking for a possible location.

· Kinney plans to offer a wire wrapping class in the future.

Our next meeting will be March 7th. Becky Whisenant will present a program on Burgess Shale.

A motion to adjourn the business meeting was made by Colleen and seconded by Becky Whisenant.

Kinney drew numbers for the door prizes. Refreshments were served.

The program included pictures shown from the gem show and pictures with discussion on Montana Agates.

Respectfully Submitted,

Carolyn Davis



AUSTIN GEM & MINERAL ANNUAL ROCK SWAP

Is your calendar empty on Saturday, April 9th 2016? Well then head into Austin on Saturday April 9 for our annual Rock Swap. The Texas Faceters' Guild will be joining us and bringing with them Texas Topaz Days! We will also be offering demonstrations for the general public as well as at least one children's activity.

Rocks, minerals, gems, fossils, petrified wood, agates, fluorescent minerals, crystals, rough rock, gift items, jewelry, beads, tools & equipment, local mineral & fossil specimens can be found. And just in case the mere mention of all those goodies was not enough to entice you to come, we also have a potluck for our "vendors"! Bring some stuff to swap, bring a potluck dish, bring your sodas, come with your best gneiss joke and join the fun!



To reserve a booth/table contact:
vpresident1@austingemandmineral.org

The gritty details:

Date: Saturday April 9, 2016
Time: 9am to 3pm
Set Up: 8am
Place: 6719 Burnet Lane, Austin Texas 78757
Contact Info: vpresident1@austingemandmineral.org
Phone: 512-458-9546 voicemail only
Website: www.AustinGemandMineral.org





WIRE WRAPPING CLASS

Scheduled March 5, 2016

A basic wire wrapping class using copper wire will be given by Kinney Polve, at his workshop. The class will be free to ETGMS members. And all supplies and the necessary tools will be provided. If you have your own tools, please bring them. Also if you have a cab of your own that you would like to wrap, bring it. But we will supply one if you don't. Class will start at 10:00 AM, and you might want to bring your lunch. Class size will be limited, so anyone interested needs to make their reservation early. Contact Kinney Polve at 903-646-3189 or kpolve@gmail.com.



2016 GRAND PRIZE WINNERS

Here are the 2016 Show grand prize winners. The adult grand prize winner's name is Ellyn Sleeth from Chandler, and I forgot to write down the student winner's name. Kinney



CABOCHON OF THE MONTH CHALLENGE



This is a new article for the newsletter that will give the members that make cabochons an opportunity to show their creations to the rest of the club. Originally I was going to make this a contest, but I realized there wouldn't be any fair way to judge it, and that it might take some of the fun out of it. Some of us have shared our work with others in the club and the newsletter, from time to time. Our members are always glad to see the creations of the other members, and Susan Burch is always happy to receive articles for the newsletter, so this will be win, win for everybody. To enter just send a picture of your favorite cab, it must have been made by you, to Susan Burch, and let her know that it is for the challenge. Only one entry per person each month, and don't wait until the last minute. Take the challenge. Kinney Polve



FEBRUARY LAPIDARY/JEWELRY GROUP

The February meeting of the Lapidary/Jewelry Group that was held at Kinney Polve's workshop was an exciting and informative event. Eleven members and two visitors at the meeting split into two groups with the ladies and Gene Goar learning how to make Swarovski crystal bracelets under the direction of Linda Carter and the men learning how to re-charge the diamonds on their cab machine wheels under the direction of Kinney Polve. Everyone was very pleased with the beautiful bracelets that were produced by the ladies. Gene said the bracelet he made was a gift for his daughter. The men walked away from Kinney's lesson with a new understanding of how to extend the life of their expensive diamond wheels while creating wonderful cab designs. We will probably be offering these classes again in the future for those that were unable to attend this meeting.



Group picture taken by Kinney Polve at the February Lapidary/Jewelry Group meeting.


The L/J Group offers a very special Thank You to Linda Carter for stepping up and volunteering her unique talents and skills in teaching her class at the meeting. The Group also deeply appreciates all the effort that Kinney Polve goes to to show the members different skills, not only in creating beautiful cab designs, but also in maintaining and extending the life of their equipment. We would like to see more members step forward and show the rest of us their talents that we may not be aware of and would certainly like to acquire. Please let me know if you want to make a presentation to the group or teach us a new skill.

Kinney has planned a wire wrapping class for those that would like to learn this technique for creating beautiful jewelry. Because this class will take about six hours (perhaps more) to complete, it will be offered on Saturday, March 5, which is the week before our regularly scheduled L/J Group meeting. Kinney will send out another notice with more information on the class. The March L/J Group meeting will be held at the home of Terry Roberts on Saturday, March 12, at 2 p.m.



THE WILLIAMSON COUNTY GEM AND MINERAL SOCIETY PRESENT THEIR 46TH ANNUAL WILLIAMSON COUNTY GEMBOREE

An exposition of gemstones, beads jewelry, fossils, minerals and artifacts



FEB. 20 & 21, 2016
Community Center-San Gabriel Park
445 E. Morrow St.
Georgetown, TX 78628
Fun for the entire family
Exhibits*Demonstrations*Games
Educational Displays*Fluorescent Minerals
Custom and Designer Jewelry
Hourly Door Prizes*Grand Prize Drawing



FEATURING
Artisans, Craftsmen, Collectors, Dealers, Exhibitors, Jewelry-Making Tools,
Equipment & Supplies



HAVING FUN: JUNIOR ACTIVITIES
by Jim-Brace Thompson, Junior Activities Chair
Celebrating a Milestone: 10,000+ FRA Badges Awarded!



I'm pleased as punch to announce that we've crossed a significant milestone with our AFMS Future Rockhounds of America Badge Program. On October 27, 2015, we surpassed 10,000 badges awarded to kids! To be exact: 10,042 activity badges handed out along with 3,497 Membership patches over the years.

I continue to encourage all clubs with kids to spread the word and utilized this program. You don't need to have a full group of kids with monthly sessions. If you have even one child in your club, that child can earn badges in a sort of "home-school" fashion so long as a responsible adult club member signs off to certify completion of each badge unit. One mother of a club in Southern California recently emailed me to ask about enrolling her 7-year-old son in just such a fashion. The ironic part about this particular incident is that she says she stumbled across the program while searching the web for activities since her son is "rock crazy." She had no idea the program even existed when, in fact, her own club was already enrolled in FRA! They had gone inactive these past few years and, apparently, no one has bothered to tell new members with children about the program. Here's enlisting your help making sure all clubs are doing their part to spread the word to encourage the next generation of rockhounds by awarding them with badges as they learn and have fun! AFMS 12/15 newsletter.



OF WASPS, SNAKES AND BLACK WIDOWS
HOW USING OUR EVERYDAY FEARS GREATLY HELPS US OBSERVE
AND AVOID DANGEROUS SITUATIONS
By Owen Martin, SCFMS/HGMS

As a Safety Professional I am always looking for ways to help people understand where hazards exist around them. Over the years my message has "evolved." Breaking things down into simple and sometimes visceral terms can really get a point across. I've broken it down into three areas of discussion for this article. Wasps! This is about not putting your head or body in a place where it can get stung. If you walk into a crowded and cluttered storeroom how would you proceed if I told you that there was a wasp nest in there? Slowly, looking first at eye level and above to make sure nothing dangerous could be seen or heard. Or, how about if you put your head under a work bench to pick up something you dropped? Check first and when backing out and up make sure your head is clear so that you don't whack your head on the underside of a drawer (the nest). Snakes! If I told you there was a 5' long rattle snake in your garage how would it affect your behavior? For starters you would be really careful where you put your feet. Again, you would look first, then listen and finally move. If you observed the location of a hazard (the snake) then you could avoid it or better yet eliminate it! These metaphorical snakes exist all over the place: garage, closet, bathroom, laundry room, attic, shed, shop, office, etc. If you don't watch where you are putting your feet you can literally get bitten if you fail to recognize that hazard. Black Widows... Finally as to spiders. I know more people with spider phobias than anything else. If I told you there was a black widow in your tool box how would that change your behavior? Rummaging around in a tool box that is filled with rusty nails, saw blades, screws, pins, scissors, utility knives, etc. certainly poses a hazard where something could "bite" you. How about under the hood of your car? Under the sink? Your fuse box? The knife drawer in your kitchen??? OK – so the moral of the story is related to Behavioral Based Safety and how we can improve our personal hazard recognition skills. If we see the spilled oil on the floor of our garage we can avoid stepping in it. We can even clean it up before anyone slips in it. So think about these critters and how they relate to hazards. Hazards that are observed can be avoided or better yet eliminated. That is how we learn to stay safe. Discover something new. SCFMS 1/16 newsletter.

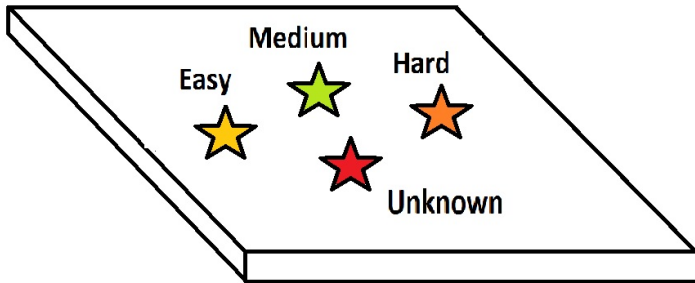


DISPLAY CASE PICTURES FROM THE 2016 ETGMS ANNUAL SHOW

Photos by Kinney Polve



BENCH TIPS BY BRAD SMITH



IDENTIFYING UNMARKED SOLDERS—There are plenty of ways to mark your sheet or wire solders, but suppose you forgot to mark them and have a couple that you can't identify. The answer is to compare the melting temperature of the unknowns with that of a known solder. What I do is take a thick scrap of copper or nickel and arrange several solders on it. Ideally, I would have a sample of easy, medium and hard known solders surrounding the unknown solder. Then I heat the plate from the bottom and watch the order in which the solders melt.

INEXPENSIVE ELECTRIC WAX PEN—You can make your own wax pen from a small soldering iron plugged into a light dimmer switch for heat control. Both components are easily found at Radio Shack, a big hardware store or at Harbor Freight. As an example of the components, see www.harborfreight.com items #43060 and #47887.

File the tip of the soldering iron into the shape you prefer or even better get a soldering iron with replaceable tips. Then you can make several tip shapes for different tasks. Set the dimmer control just hot enough to melt the wax without producing any smoke.

A tip design that I find ideal for some work is a length of small gauge wire that lets me reach in around the model to melt some wax. The wire is about 15mm long and 18 or 20 gauge. To conduct heat all the way to the tip, I use Sterling wire and silver solder it into a hole on the end of a copper or brass rod that will fit into the soldering iron.

Please include the following attribution with each publication:

"Bench Tips for Jewelry Making" and "Broom Casting for Creative Jewelry" are available on Amazon www.amazon.com/dp/0988285800/ and www.amazon.com/dp/0988285835

www.BradSmithJewelry.com



Check us out on the web: WWW.ETGMS.COM

THE EAST TEXAS GEM AND MINERAL SOCIETY

Purpose of the East Texas Gem & Mineral Society: Is to promote the study of geology, fossils and the lapidary arts. The public is always invited to attend all club meetings.

MONTHLY MEETING:

First Monday of the month unless a holiday, then the second Monday, at 6:45 p.m.

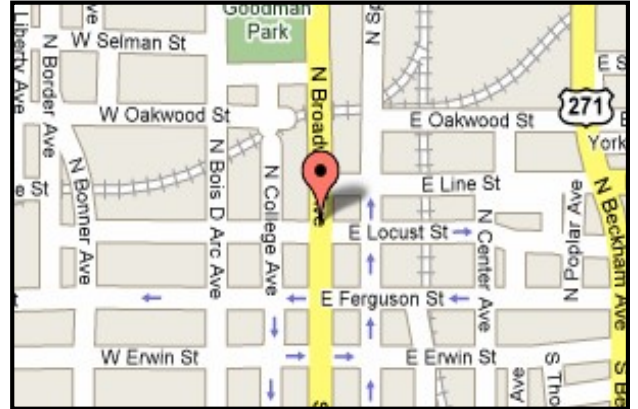
WHERE:

The Discovery Science Place
308 N. Broadway
Tyler, Texas

ANNUAL DUES:

- Adults: \$10.00
- Juniors: \$2.50 with adult membership
- Family: \$20

NOTE TO EDITORS: Feel free to use contents for non-profit newsletters. Give credit when and where due.



NEWSLETTER CONTENT: Please send any info or articles to be included in the newsletter to the Editor at the address or email listed below by the 15th of the month. Please, keep your address, phone and email information up-to-date, so that we can get the newsletter to you in a timely manner. Out-of-date information costs the club time and money in returned newsletters. If you need an issue dealt with quickly, don't hesitate to call, as that is the best way to reach me. Thank you... Susan Burch

CLUB OFFICERS:

PRESIDENT:
903-646-3189

Kinney Polve
8665 CR 373 D
Henderson, TX 75654

SECRETARY:
903-567-4162

Carolyn Davis
1042 VZCR 4201
Canton, TX 75103

VICE PRESIDENT:
903-881-5108

Terry Roberts
12243 Cross Fence Trail
Tyler, TX 75706

**FIELD TRIP
CHAIRMAN:**
903-978-0268

Fred Mahaffey
1637 CR 1306
Rusk, TX 75785

TREASURER:
903-520-6629

Elsa Jerger
13238 CR 468
Tyler, TX 75704

**SHOW
CHAIRMAN:**
903-795-3860

Keith Harmon
9116 US HWY 84 W
Rusk, TX 75785

CLUB ADDRESS:

East Texas Gem & Mineral Society
P. O. BOX 132532
Tyler, TX 75713-2532

SEND DUES TO:

Elsa Jerger
13238 CR 468
Tyler, TX 75704



EDITOR: Susan Burch
20427 US. Hwy 69 S.
Alto, TX 75925

E-Mail: rocknroseeditor@hotmail.com
Phone: 936-615-5397