



**Oilfield Improvements<sup>®</sup>  
Wheeled Rod Guide<sup>®</sup>  
Couplings Provide:**

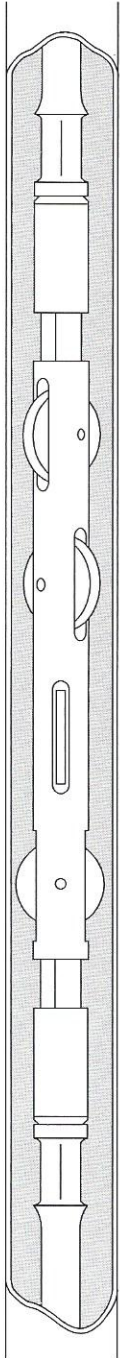
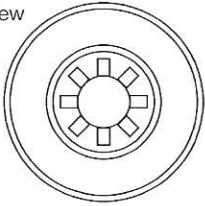
- **Decreased  
workover costs**
- **Reduced  
down time**
- **Greater tubing  
service life**





**Others are trying, but none can match our performance. Wheeled Rod Guide® couplings from Oilfield Improvements.**

Top View



## **Oilfield Improvements® Wheeled Rod Guide® couplings have worked successfully in thousands of applications since 1982.**

### **Wheeled Rod Guide® Couplings Reduce Wear and Prolong the Life of Sucker Rods and Tubing**

They centralize the sucker rod string in the tubing; and the rolling action of the wheels inside the tubing walls during stroking reduces friction and wear caused by sucker rods slapping or rubbing the tubing. With proper use of the Wheeled Rod Guide® couplings and effective chemical treatment programs, several operators have extended by an average of four times the operating periods between having to “pull and service” wells because of sucker rod or tubing wear.

### **Wheel Angles are Designed to Centralize Sucker Rod String in Tubing**

Wheels are set vertically, and at 45 degree angles to each other, along the axis of the coupling body. This design assures the centralizing effect wherever Wheeled Rod Guide® couplings replace the regular couplings.

### **Wheels' Rolling Action Reduces Friction, Sucker Rod Load and Wear**

Installation of the wheels through slots in the coupling assures that the wheels will roll smoothly upon contact with the tubing wall. The rolling action of the wheels inside the tubing walls produces significantly less friction and less wear than when the sucker rod string slaps or rubs against the inside walls of the tubing.

### **Wheels “Span” Tubing Couplings**

The wheel size and placement in the coupling body are designed to assure smooth “spanning” of tubing couplings. This reduces substantially the shock effect which is characteristic with many coupling devices when they “bump” tubing shoulders at the coupling.

### **Wheel Installation Design Assures Smooth Rolling Action and Easy Replacement**

Wheels are set on stainless steel journals and roll pins to assure smooth rolling action. They are easily field-replaceable with just a common hammer and punch.

**1-800-537-9327 • Fax 918-250-4666 • [info@rodguides.com](mailto:info@rodguides.com)**

**Do Not Be Misled...Insist on the Original Wheeled Rod Guide**



## Applications and Specifications

### Wheeled Rod Guide® Couplings Should Be Installed:

- On the first two or three sucker rods above the bottom hole pump
- Intermittently throughout the sucker rod string where wear is indicated on sucker rods or tubing
- Where known hole deviation occurs, or where past history shows signs of wear
- On the first two or three sucker rods below the stuffing box

For determining installation according to down hole survey results, consult Oilfield Improvements, Inc.

### Applications and Dimensions

MODEL NO. AND APPLICATION(1) ADDITIONAL SIZES AVAILABLE	MAX SUCKER ROD LOAD(2)	DIMENSIONS			WEIGHT
		A"	B"	C"	
2058P 2-3/8" tubing 5/8" sucker rod	19,660	1.50	27	1.80	10 lbs
2034P 2-3/8" tubing 3/4" sucker rod	19,660	1.50	27	1.80	10 lbs
2558P 2-7/8" tubing 5/8" sucker rod	19,660	1.50	27	2.25	10 lbs 2 ozs
2534P 2-7/8" tubing 3/4" sucker rod	19,660	1.50	27	2.25	10 lbs
2578P 2-7/8" tubing 7/8" sucker rod	22,400	1.625	27	2.25	11 lbs 5 ozs
2510P 2-7/8" tubing 1" sucker rod	35,000	2.0	29	2.25	19 lbs
3034P 3-1/2" tubing 3/4" sucker rod	19,600	1.50	29	2.75	12 lbs 6 ozs
3078P 3-1/2" tubing 7/8" sucker rod	22,400	1.75	29	2.75	15 lbs
3010P 3-1/2" tubing 1" sucker rod	35,000	2.0	29	2.75	19 lbs
30112P 3-1/2" tubing 1-1/8" sucker rod	35,000	2.25	29	2.75	22 lbs 2 ozs

#### 1. Temperature Caution

Standard models are for applications in wellbore temperatures up to 175° F.; (fitted with ultra high molecular weight polyethylene wheels-UHMW). For service in higher temperatures, see "Special Wheels" listed below and consult Oilfield Improvements, Inc.

#### 2. Sucker Rod Load Caution

Standard models are designed for application within these listed sucker rod load limits. For applications exceeding these limits, consult Oilfield Improvements, Inc.

Oilfield Improvements, Inc. does not express or imply any warranties of its Wheeled Rod Guide® couplings, either with regard to these sucker rod load limits or in any other manner.

Helpful Suggestion: The use of a sucker rod rotating device in conjunction with the Wheeled Rod Guide® couplings will help extend the life of the couplings, sucker rods and tubing.

## Materials of Construction

### Coupling Body

Standard coupling bodies are machined from cold rolled steel of 78,000 lb. tensile strength.

### Special Metals

The above models are in stock for use with high stress sucker rods. These couplings are made from stress proof steel of 125,000 lb. tensile strength.

### Wheels, Roll Pins and Journals

Wheels are set on stainless steel journals and roll pins. Standard wheels for applications up to 175° F. are made from ultra high molecular weight polyethylene.

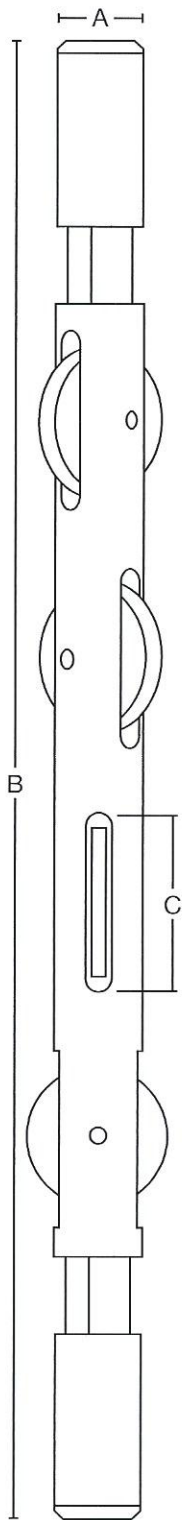
### Special Wheels

For applications above 175° F. other wheel materials are available. They are as follows:

- Amodel for 175° F-350° F (No additional charge)
- Ryton for 350° F-450° F (No additional charge)
- Steel for 450° F and above (there will be an additional charge for steel wheels)
- Steel wheels are only available with stress proof Wheeled Rod Guide® Couplings

### Replacement Wheel Kits

Wheels, roll pins and journals are field-replaceable: replacement kits of wheels, roll pins and journals are standard order items. Each kit contains 4 wheels, 4 roll pins and 4 journals.





**For Additional Information Call 918-250-5584**  
**1-800-537-9327 • Fax 918-250-4666 • [info@rodguides.com](mailto:info@rodguides.com)**

***Oilfield Improvements, Inc. Engineering and Manufacturing Wheeled Rod Guide® Couplings Since 1983***



1902 N. Yellowwood Ave.  
Broken Arrow, Oklahoma 74012 USA  
P. 918-250-5584  
F. 918-250-4666  
[www.rodguides.com](http://www.rodguides.com)  
[info@rodguides.com](mailto:info@rodguides.com)

© Copyright 2010 Oilfield Improvements, Inc.