


American Bikers Aiming Toward Education



Volume 20, Issue 8

September 2015

For a complete listing of ABATE of Montana Chapters and their events, please check our Facebook page at; A.B.A.T.E. of Montana



Summer is winding down and Fall is right around the corner. As we try to squeeze in the last rides of the season please use caution with the weather, road conditions and forest burn areas. This Fall won't be as beautiful as those we've had in the past but Montana will heal... And a SHOUT OUT to all the brave souls who have and continue to fight the fires burning all around... we pray for your safety!



Visit an American Red Cross Blood Donation Center nearest you. Give a little to save a life!



TABLE OF CONTENTS

ABATE Officer contact info	pg 2	ABATE Chapter Chatter	pg 8
Newsletter ad & deadline info.....	pg 2	Help Support ABATE of Montana.....	pg 9
ABATE Product info.....	pg 2	A.I.M & NCOM.....	pg 9
Fall Motorcycle Riding Tips	pg 3	ABATE/Chapter logos.....	pg 10
Lifting a Fallen Motorcycle	pg 4-5	ABATE Membership Application.....	pg 10
Calendar of Events	pg 6		
Event Flier	pg 7		

MONTANA
MOTORCYCLE
RIDER
SAFETY

1-800-922-BIKE
<http://motorcycle.msun.edu>

STATE & CHAPTER OFFICER CONTACT Info

State Coordinator

Larry Myran
419 S. Rosser, Glendive, MT 59330
(406) 939-1505
emyran@midriders.com

State Deputy Coordinator

Gary Schiller
3095 Fred's Place, Helena, MT 59602
(406) 227-5909
glidrydr@bresnan.net

State Secretary

Jean Schiller
3095 Fred's Place, Helena, MT 59602
(406) 227-5909
glidrydr@bresnan.net

State Treasurer

Rodney Comer
517 N. Stacy, Miles City, MT 59301
(406)-853-1348
yendor1@midriders.com

State Membership Secretary

Curt Erhardt
408 N. Nowlan, Glendive, MT 5933
(406) 365-4648
erhardt@midriders.com

State Products Coordinator

Curt Erhardt
408 N. Nowlan, Glendive, MT 5933
(406) 365-4648
erhardt@midriders.com

State Newsletter Editor

Connie Anderson
221 6th Ln. NE, Fairfield, MT 59436
(406) 868-1128
dclsanderson@gmail.com

CHAPTERS

Black Eagle Coordinator

Rick Leigland
P.O. Box 7151, Great Falls, MT 59406
rixbag@aol.com

Hi-Line Coordinator

Nick Nichols
1012 2nd St, Havre, MT 59501
(406) 262-7257
nichols.nick@hotmail.com

Houndstooth Coordinator

Rich "Peanut" Mundt
2148 Lake Elmo, Billings, MT 59105
(406) 248-2013
jack7_mt@webtv.net

Lower Yellowstone Coordinator

Rob Knotts
P.O. Box 252, Lambert, MT 59243
(406) 774-3778
rek@midriders.com

Middle of Montana Coordinator

Mike Howell
307 Hilger Ave. Lewistown, MT 59457
(406) 350-2349
howell75@hotmail.com

Prairie Riders Treasurer

Rodney Comer
517 N. Stacy, Miles City, MT 59301
(406)-853-1348
yendor1@midriders.com

NEWSLETTER

The **Deadline** for the next newsletter will be the 3rd week in the month.

Please submit all your articles, ads, run dates, chapter chatter, updates, ect... to the editor before this time.

The monthly cost for Business ads are as follows;
Full page - \$90, Half page - \$50, Quarter page - \$30,
Business card - \$10, Monthly fees

Classifieds - Free to members, \$5 for non-members.

Articles from any member are always appreciated and welcome.

PRODUCTS:

Year Pins:

First to Ninth year - \$2.25
Tenth year - \$3.00
Eleventh to Nineteenth year - \$2.25
Twentieth year - \$3.00
Twenty First year - \$2.25
25th Anniversary pin - \$4.00

Patches:

State Logo Patches - \$6.00
DBBNF patch - \$ 3.00

Can Coozies:

Blue or Black - \$2.00
T-shirts - \$10.00

Purchase all of the above through the Products Coordinator.

Digital Flags (\$20, ONLY 2 left) and Embroidered Flags (\$25, ONLY 1 left) of the State Logo can be purchased through the State Treasurer.

(All contact information is above!)





Fall Motorcycle Riding Tips



Some bikers put their motorcycles away after Labor Day weekend, but many look forward to what can be some of the best riding weather. If you're planning on riding during autumn, make sure your bike is safe and ready to handle the change of the season. Shorter days, longer shadows, cooler temperatures.....it's autumn. Fall offers some great reasons to get out and ride:

It's a great time to check out the scenery – Fall provides an amazing palette with the turning leaves. Some of the best roads to ride are often in areas where there are a lot of hills and trees that are the perfect canvas for autumn colors. Nature's artwork is often best viewed from a motorcycle.

You can take advantage of the cooler temperatures – Cool, crisp air is very refreshing this time of year. Riding temperatures can be so much more comfortable than in the summer heat. There is something about the smell of the falling leaves that makes it so inviting to be outdoors.

You can grab a last chance to ride – For those that live in parts of the country that don't get to experience warm climates all year round, fall is the last chance for riding before it's time for the bike to hibernate for the long winter. All those roads you still want to hit, all those buddies you still want to do a ride with.....do it now. It could be snowing soon.

Here are a few safety reminders to help you stay safe and avoid a motorcycle accident, even as the leaves begin to change:

Check the Mechanics: After the summer riding season, your bike may need a tune-up. Check that all parts are functioning correctly and that you have good tread and air pressure in your tires. Make sure your fluid levels are good and that all controls are working properly.

Wear Proper Clothing: Autumn has many temperature changes. It can be quite chilly in the morning and still reach the mid-70s or 80s in the afternoon, depending on where you are. The best thing you can do to adjust to the changes is to dress in layers. You should never wear cotton as a base layer. Use thermal underwear or something with a synthetic blend as your base layer. On top of the base layer, wear comfortable riding attire. Don't wear a hoodie, but rather a zip-up sweatshirt or shirt.

Beat the Wind With Leather: It might be too hot to wear leather during the summer, but it's perfect for fall. Leather motorcycle jackets or chaps can protect you from the wind and keep you more comfortable while riding. They usually also have removable liners. You can wear riding boots with synthetic liners and wool socks. This combination will let your feet breathe in case they get warm. Finally, it's a good idea to wear a pair of synthetic glove liners underneath your leather biker gloves and pack fingerless leather gloves in a storage compartment. You'll be able to switch in the afternoon when you get too warm.

Switch to a Half- or Full-Visor Helmet: Cold air can be harsh on your eyes, so switch to a Department of Transportation-approved helmet.

Bring Your Rain Gear: A raw, chilling rain can cause hypothermia quickly, especially if you're not wearing the best riding attire. Always pack your rain gear, just in case.

Watch for Riding Hazards: Fallen leaves can be very slippery and cause accidents, and many deer are more active during autumn – especially during dawn and dusk. Keep your eyes out for any riding hazard so you have time to react.

Tips for Fall Riding:

Check the weather forecast – the weather can turn quickly this time of year, so be prepared and pack the rain gear



Appropriate clothing – to stay warm and comfortable you may need gloves and a jacket



Watch for wet leaves – wet leaves are slippery so be cautious of the road conditions



Deer can be more active in the autumn – always be on the lookout for wildlife!



Lifting a Fallen Motorcycle

Most motorcycle riders will have to pick up their bike at least once in their lifetime. Many riders, such as those who have more confidence than skill or those who do not learn from mistakes, have to pick their bikes up all the time. When faced with a motorcycle lying on its side, there are several factors a rider should consider before picking it up. A motorcycle is a heavy machine that requires a bit of planning and forethought to get it off the ground. There are also specific techniques for lifting a bike safely.



Cautions

You should not try to lift a fallen motorcycle by yourself until you've seen the technique demonstrated by a qualified instructor. Lifting a heavy machine like a motorcycle can be dangerous work. If it falls, you could get hurt. If your hands or feet slip, you could get hurt. If you don't lift properly, you could get hurt. Take time to plan your attack. Just like riding, lifting a motorcycle is mostly mental. Use your head: If you needed to move a 350-pound refrigerator, would you think it through first? Or would you just run up, grab it and start wrestling it down the stairs? What if it was a 700-pound refrigerator? Before laying a hand on your fallen motorcycle, think it through. Visualize how you'll do it first.

Assess Yourself

Seeing your bike on the ground for the first time can be a traumatic experience. Your first instinct will be to grab it and pick it up before anyone sees you. Don't rush into it. Take a minute to calm down. Collect yourself. The bike isn't going anywhere. Ask yourself these questions:

- Am I able to pick my bike up today?
- Am I injured? Will lifting my bike aggravate an old injury?
- Am I charged with adrenaline? Panic? Anxiety?
- Am I wearing sturdy boots or shoes with good grip? Do I need gloves?

Assess the Area

From a safe position, take stock of the situation. Don't make the situation even worse by disregarding your own safety. Is your bike in the road? Would picking it up put you in danger from roadway traffic? Let law enforcement respond, or wait until traffic is stopped around you, before trying to lift the bike. Do you have a good surface to work with? How is the footing? Is it wet? Is your bike in a ditch or on a downslope? Inclined surfaces can be dangerous. You don't want to slip and get pinned beneath your motorcycle! Can you ask for help? On-lookers are almost always willing to help a fallen rider. Remember to warn non-riders about the hot, sharp, or breakable parts of the bike. You'll need to show them clearly and specifically how you want them to help and where you want them to lift. Be careful that they don't lift improperly and injure themselves.

Assess the Motorcycle



Shut off the motorcycle using the engine cut-off switch and/or ignition switch. Turn off the fuel supply valve if the bike has one. Give the bike a once-over: Is it damaged? Will the damage interfere with lifting it? Spilled fuel is common, often dripping steadily from the gas cap. Don't panic. It's common for a little gasoline to drip out of the tank. Use caution, but as long as you don't throw a match on it, a little gas on the ground is no big deal. If there's a large amount of fuel spilling on the ground creating a slippery surface or serious fire hazard, it's best to move away from the bike and wait for help. If the bike is lying on its right side, put the sidestand down and place the bike in gear. If it's on its left side, make a mental note that you couldn't put the sidestand down first, and that the bike may roll on you as you lift.

CONTINUED...



Lifting a Fallen Motorcycle continued...




The Technique

Like lifting any heavy object, the key is to use the strongest muscles in your body – your legs. If you try to bend down and lift using your back muscles, you're risking a serious, lifetime injury. The following technique is recommended because it uses mostly leg muscles and poses limited risk of a back injury. 1. Turn the handlebars to full-lock with the front wheel pointed into the ground. One handgrip ends up close to the gas tank – right where you want it. 2. "Sit" gently with your butt/lower back on the motorcycle seat. The bike may rock/pivot a bit underneath you. 3. With one hand, grab the handgrip closest to the bike. An underhand grip works best. 4. With the other hand, grab a hard part of the bike (frame, subframe, luggage bracket, etc.) Be careful to avoid hot parts and soft parts (plastic, turn signals, hoses, wires). Use gloves if necessary. 5. Now get your feet out in front of you, solidly on the ground, about a foot apart, with your knees bent slightly. 6. It's time to lift the bike. Use your leg muscles. Lock your arms and take very small (baby steps) backward, keeping your back straight. Maintain control of the bike and do not twist your body while lifting. 7. If the bike was on its left side ... be careful not to lift too much and flip it onto its other side! Once it's upright, carefully put the sidestand down with one foot. 8. Lean the bike safely onto its sidestand. Check for damage before you ride it again. The motorcycle may be difficult to start until the fuel gets flowing again.



Assess the Fall

Before you ride the bike again, take a moment to assess the reason you had to pick your bike up in the first place. Making mistakes is part of learning. And even experienced riders make mistakes. Analyze the mistake you made and devise a plan so it doesn't happen again. If your bike was on its side because your riding skill didn't match up to the situation, or because you made a judgment error, maybe it's time to head back to school. Contact TEAM OREGON and get signed up for a rider training course. Remember, your skill level should always be greater than your comfort level.



September Calendar

Sunday	Monday	Tuesday	Wednesday	Thursday	Friday	Saturday
		1	2	3	4	5
6	7	8	9	10	11 9/11 Tribute Ride Please see the attached flier	12
13	14	15	16	17	18	19
20	21	22	23	24	25	26
27	28	29	30			

IF YOU WANT YOUR EVENTS POSTED IN THE ABATE OF MONTANA NEWSLETTER GET THE INFO TO ME ASAP

9/11 Memorial Ride

Friday Sept. 11th @ 7 pm

AgriVillage Parking Lot (1300 10th Ave South)

Staging at 6 pm. Route: Start at AgriVillage Mall parking lot, proceeding down 10th Ave S, turn left onto Overlook drive (Flag Hill), onto River Drive all the way to the Veteran's Memorial. We have designated road blockers. You will NOT be able to join along the route for safety purposes



\$20 Pre- Order this T- Shirt Today! \$20
Proceeds go to the
Great Falls Fire Department
"Learn Not to Burn" program
Limited Inventory Get yours today
@ The Wheelhouse


After the ceremony, you all are
invited to come to the
North 40
for a 9/11 Honor Celebration
Music: \$5 for a beer, burger & chips combo
with a

50/50 Fundraiser

You can win half the pot, 1 of 3 veteran
memorial service tiles, 1 of 5 signed
prints or a 1 year membership
to the shooting range

NEVER FORGET.

09.11.2001



ABATE CHATTER Send it in and let your voice be heard!

State ABATE Secretary: Wow, here it is almost September. Where has the time gone! Hope everyone has had a safe and fun summer. Gary and I were hoping to do more riding but “no such luck”. Seems to me retirement takes more time and hard work than an actual job. Haven’t been doing much of anything but work, work, work! Oh, well, come winter we can enjoy our time down south. Speaking of, a reminder that the 4th Annual Bob’s Biker Blast will be November 7, 2015 at the GO AZ Motorcycle shop in Scottsdale, AZ. Looks like the “Doobie Brothers” will be playing this year, and unless things have changed, free admission for just showing your license with a motorcycle endorsement. Have a great Labor Day and hope to see everyone at the next State meeting which hopefully will be sometime in September.

Newsletter Editor

Helloooooo out there.....

I'm putting together the newsletter for October, does anyone have anything they would like to send in; articles, pictures, stories, events, poker runs, crap for sale or trade, jokes, whatever... HIT ME UP! I need your submissions asap, I would like to send the newsletter out on the 1st of the month. Thanks everyone in advance for your contributions, support and dedication to ABATE and our newsletter... :o)

Ttfn,
Connie Anderson
ABATE of Montana
Newsletter Editor





Help support ABATE of Montana by;

Sponsorship; which includes, your business listed in every Montana ABATE State Newsletter, a business ink on our website and a ¼ page ad, valued at \$40.00, for you to use once per year, in the newsletter issue of your choice. And with your annual support, you will be providing our members and readers with your valued business information in every ABATE of Montana Newsletter. You get all of this for only \$100.00 per year; advertising at this cost is Priceless!! Contact the Newsletter Editor today for details (Contact info on pg2).

Membership; motorcycle enthusiasts from ALL walks of life are encouraged to participate and support ABATE of Montana. When ABATE fights to maintain your rights to choose as motorcyclist, it is our numbers that speak loudest. When ABATE wins, **YOU** win! Join Montana ABATE and help us maintain our freedom of the road! If you would like to learn more about ABATE, visit our website at; www.mtabate.com

ABATE NEEDS YOU!

Join at the State level or a Chapter nearest you. (Membership info on last pg).

ABATE OF MONTANA SUPPORTS NCOM

Motorcycle Accident?

HIRE ATTORNEYS WHO RIDE

Over \$200 Million Recovered For Our Clients

Law Offices of RICHARD M. LESTER *Founder, Aid to Injured Motorcyclists*

- 110 Offices Throughout North America
- Free Legal Consultation
- No Recovery = No Fee
- We Make House Calls
- Attorneys in Every State and Province Who Ride
- No Fee on Motorcycle Damage Recovery
- Also Auto Accidents

**24 Hours - Toll Free (800) 531-2424
(800) ON-A-BIKE**

See the Back of Your ABATE Membership Card

Not Just ONE Attorney
The AIM Team to Help YOU

Visit us on the web at www.ON-A-BIKE.com

Check us out! Ask us to send you free written information about our qualifications and experience. Hiring a lawyer is an important decision and should not be based solely upon advertisements. Also ask the next biker you see about us.

ATTENTION ABATE OF MONTANA MEMBERS: Our nationwide network of A.I.M. Attorneys donate a significant portion of their legal fees from motorcycle accident settlements back into motorcycling, by being the sole financial sponsor of the **National Coalition of Motorcyclists.**

You Know Us!

AIM 289



**AMERICAN BIKERS AIMING TOWARD EDUCATION
PLEASE PRINT CLEARLY!!!**

Name _____

New Address! Address _____

City _____ State _____ Zip _____

Phone _____ Date _____ CK# _____ CA _____

E-mail Address (Optional) _____

Chapter you would like to be involved with _____

- New Member
- Renewal
- Adult \$15.00
- Youth \$10.00

Please make checks or money orders payable to the Chapter you wish to join and send to them. Choose from the Chapters to the right or just join at the State level. Thank You

Black Eagle, P.O. Box 7151, Great Falls, MT 59406
Hi-Line, 531 11th St. Havre MT 59501
Houndstooth, 2148 Lake Elmo, Billings MT 59105
Middle of MT, P.O. Box 91, Lewistown MT, 59457
Lower Yellowstone, P.O. Box 722, Glendive MT 59330
Northern, Send to State Chapter
Prairie Riders, 517 N. Stacy Miles City, MT 59301
State Chapter: 517 N. Stacy, Miles City, MT 59301

(Parent or Guardian please sign below)

Youth Authorization (Adult Signature) _____