

Est. 1979

Harrison County Gem & Mineral Society, Inc.



Volume 40

March 2019

Number 3



Gulfport Gems

Member of the Southeast Federation of Mineralogical Society

P.O. Box 10136
Gulfport, Ms. 39505



www.facebook.com/gulfportgems
Website: www.gulfportgems.org

A message from the President...

Dear Members,

Thanks to all of for your support during the recent death in my family. It was greatly appreciated.

We will have a Gem and Mineral Club Board Meeting March 12, 2019, at 1 p.m. at the Orange Grove Library. Everyone is welcome to attend the meeting. It might be a little tight right now because we are using the small meeting room but we will find room.

We were invited to attend the MGCGMS Picnic on March 30, 2019, at Seashore Methodist Assembly. Try to attend if you can. This is a great opportunity to socialize with the other club and learn more about them.

Hope to see each of you at the next meeting.

Thanks,

Sue West, President



Notes from the editor . . .

Lots of exciting things this month. We have two holidays, Mardi Gras and St. Patrick's day, not to mention a picnic. Instructions to Seashore Methodist Assembly will be attached to email with this newsletter.

Mini Show

MGCGMS has also extended to us to rent booths in their mini show at the Ocean Springs Library on April 13th, 2019.

Our Annual Show

Our own show is coming up on May 18th & 19th. I have included the flyer this month. See our Show Chair, Lynn Tate for post cards and share the flyer with family and friends to get \$1.00 off at the door.

Don't forget to share on Facebook!

There is lots to do and we need volunteers. please let Lynn know you are willing to volunteer. Don't forget to bring your club shirts to the March Meeting so we can place a shirt order this month. Name tag orders will be taken too. All ordered items will be delivered to members at the April Meeting.

First Ever - ATTENTION ROCKHOUNDS

SFMS will have a Rockhound Roundup on May 17 -19, 2019 in Suwannee River Music Park, Live Oak, FL.

See information inside . . . Pages 17 & 18

Board Meeting

Gulfport Library - Old Hwy. 49
March 12th

Room Time: 1pm to 3pm

ALL CLUB MEMBERS WELCOME



Harrison County Gem & Mineral Society February 16, 2019

Call to Order: Meeting called to order by Lynn Tate, treasurer, in the absence of President Sue West at 12:15 p.m.

Members in Attendance: 21

MEETING

Minutes: The minutes of January 19, 2019 meeting: Lisa Fitch moved to accept, and Cynthia Braden seconded the motion. All were in favor. The motion passed.

Treasury Report: No report provided.

COMMITTEE REPORTS:

Facebook: No report provided.

Field Trip: No report provided.

Newsletter: No report provided.

Sunshine: No report provided.

Workshop: Kathy Becnel shared with us 3 workshops for March meeting: (1) Single or Double Ring Project by Kat Becnel and (2) Karen Johnston will do Findings to help those complete previous projects, and Lisa will do the Beaded Wire Bracelet.

Show: Lynn Tate reported that there is only one space left.

Web: Kat Becnel reported that the club website has been updated; with pictures of future workshop projects, including lists of tools & supplies required.

Communications: Lynn Tate received a note from Sharon Greer, which was read to the members in attendance.

Old Business: None

New Business:

The drawing for 3 scholarship winners and 6 alternates was conducted. These scholarships can be redeemed at William Holland, Lapidary

School or Wild Acres. Any other school must be approved by the board. Winners: Kat Becnel, Julie Boudreaux and Monica White. Alternates: (1) Lisa Fitch, (2) Cynthia Braden, (3) Aurora King, (4) Shirley Robinson, (5) Edward King, and (6) Karen Johnston.

At the March meeting, we will be taking orders for name tags & club shirts. The shirts cost between \$27 & \$29, according to size. If we order a minimum of eight shirts, we can keep the price lower.

Members were asked to bring their shirts with them in order to facilitate proper sizing. Name tags cost \$7 plus postage. They should be available at the April meeting. Members were encouraged to take postcards advertising the Gem & Mineral Show.

Door Prizes: Aurora King, Dan Boudreaux, Leslie Jancovich, Barbara Saavedra and Ellen Kirsten.

Split the Pot: Kat Becnel

Adjournment: Kat Becnel made the motion to adjourn. Lisa Fitch seconded the motion. All were in favor. The motion passed. Meeting was adjourned at 12:40 p.m.

Mini Jewelry Show

April 13, 2019

Ocean Springs Library

This is for handmade lapidary work only. Hosted by the Ocean Spring Library and Ms. Gulfport Gem & Mineral Society. If you are interested in renting a table, please contact:

President Patrick Barrett

228-596-8270

email: jpbearit@hotmail.com





Thought of the Day . . .

May your pockets
be heavy and your
Heart be light,



May good luck
pursue you each
morning and night

Program

12:00 pm to 12:30 pm

Crystal ID

By Karen Williams & Cindy Braden

* * * * *

Contact Program Chairman
Buddy Shotts



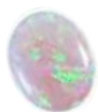
Cabbing Workshops

If you are interested in cabbing we have instructors available to teach you. Time may be limited if other members are waiting to use the machines.

- ♦ \$3.00 per Day for equipment usage
- ♦ Must be a member (waiver on file)
- ♦ Guest not allowed to use equipment

Contact Equipment Chairman

Cindy Braden - 706-266-0221




February 16th Workshops



Ed King, Our resident cabber showing new members how to cab.

Below: Jessie Sisk & Karen Johnston, Barbara's bracelet and items for "Show & Tell".



Kathy shows bracelets for March Workshop..



WORKSHOPS

Workshop Chairman:
kgbecnel@gmail.com

March 16, 2019

Kathy Becnel
228-342-0716

Stretchy Bracelet

By Kat Becnel

* * Kits Available * *



Supplies:

Single ring bracelet - about 65 18ga 7/32 jewelers brass rings

double ring bracelet - about 115 18ga 1/4 jewelers brass rings

1.5mm ID Silicon Oh Rings - about 300

Kat will provide wire rings as minimal cost
Silicon Oh Rings must be ordered.

Firemountain.com has the best deal

Look for the 5mm (1.5mm ID rings) they come 400 to a package

Using Findings

By Karen Johnston

Supplies:

Clasps (lobster, toggle, etc.)

Wire Guards

Crimp Beads and Crimp Covers

Jump Rings

Beading Wire (Fireline, or tiger tail, etc.)

Pliers - Flat Nose and Chain Nose

Crimp Pliers

Scissors

People need to bring necklaces or bracelets they haven't finished .. ones that need clasps and such.

She is going to teach about using clasps, wire guards, crimp beads, crimp covers, jump rings, beading wire, pliers, flat and chain nose, crimp pliers and scissors.

Shamrock Bracelet

By Lisa Fitch

* * No Kits Available * *

Limit 6 People - Intermediate Level



Supplies:

For bracelet pictured 7-1/4" with clasp

80 4mm Dark Green Bi-Cone Swarovski Crystals
(Mine are AB)

28 4mm Lite Green Bi-Cone Swarovski Crystals
(Mine are AB)

*THEY DO NOT HAVE TO BE SWAROVSKI CRYSTALS
BUT MUST BE BICONES AND YOU CAN SUBSTITUTE
COLORS OF YOUR CHOICE*

140 Toho Seed Bead Size 11 (Gold or Silver)

2 5mm Split rings

1 Clasp (findings should match seed beads)

2 Yards Fireline 8lb.

***For a longer bracelet - additional beads needed

Tool List:

2 Needles 2.125" Big Eye Needle

Mat

Ruler or Tape Measure

G S Hypo Cement Glue

Thread Conditioner

Thread Burner / Flush Cutters / Scissors


*I will have Glue, thread conditioner, rulers and
thread burner for anyone who needs them to use.*

Upcoming 2019 Workshops

April - Beaded Tennis Bracelet Karen Johnson
Victorian Necklace Gladys Dedeaux

May - SHOW No Meeting or Workshop
SEE OUR WEBSITE & FACEBOOK PAGES

Happy Anniversary



Tita Johnson

Aurora King

Karen King

R. Norvel-Daniels



St. Paddy's Mint Chocolate Meringues

The Daring Gourmet, www.daringgourmet.com

Serves: 16 meringues

Ingredients

- 4 large egg whites
- 1 cup caster sugar (or granulated sugar ground in a coffee grinder)
- ½ teaspoon cream of tartar
- 1 teaspoon of vanilla extract
- ½ teaspoon mint extract
- A few drops of natural green food coloring
- 3 ounces semisweet dark chocolate

Instructions

- ◆ Place the egg whites in the bowl of a stand mixer with the wire whisk attached. Beat on medium speed until foamy, then add the cream of tartar. Increase speed to medium high and beat until soft peaks appear. While continuing to beat, add the sugar gradually in a stream. Continue beating until stiff peaks form. Add the vanilla extract, mint extract and green food coloring and beat just until combined.
- ◆ Preheat the oven to 200F.
- ◆ Drop spoonful of the egg mixture (2 inches in diameter) onto either a baking sheet lined with parchment paper, or a very lightly greased nonstick baking sheet. Bake for 2 hours or until no longer sticky, then turn the oven off, leaving the baking sheet with the meringues in the oven to cool completely.
- ◆ For the dipping chocolate, place the chocolate squares in a double boiler over boiling water and melt completely. Dip the bottoms of the cooled meringues in the chocolate, shaking off the excess, and place the meringues upside down on some waxed paper to dry completely.
- ◆ Store the meringues in an airtight container and keep in a dark place that doesn't reach extreme temperatures. Will keep up to two weeks.



FIELD TRIPS



Dixie Mineral Council Field Trips

The Southeast Federation of Mineralogical Societies, Inc



The Friendly Federation - Founded in 1976 to serve
DMC Program of the SFMS Field Trip Committee
Copyright © All rights reserved.

An Official Field Trip of the Tennessee Valley Rock And Mineral Society (Chattanooga TN) (HOST)

Saturday, March 23, 2019
9:00AM CST
Ross Creek
Gruetli-Laager, TN

TRIP: Day trip to a Pennsylvanian/Mississippian scale tree and tree fern fossil site. Site is easily accessible by auto and is not strenuous. Site is a shallow creek that is wet year round. This time of year snakes and poison ivy are probably not a problem.

COLLECTING: Site collecting will include various genus and species of Pennsylvanian and Mississippian Carboniferous plants.

BRING: Bring a bucket and digging trowel, a geology hammer, magnifying lens, packing material to protect finds, wet weather gear (especially boots), gloves, and a change of shoes and pants as you will get wet. It will be cold this time of year and you will be on top of a mountain. Bring warm dry clothes to change into. Check the forecast weather for Monteagle, TN.

SPECIAL CONDITIONS: Parking will be ample and on a dirt road. Depending on the weather it may be muddy.

REGISTRATION: Will register everyone at meeting place.

CHILDREN (Yes): No age limit but must be able to walk on uneven surfaces. Adults are expected to supervise your children.

ADDITIONAL INFORMATION: A brief safety/orientation meeting will be held at the meeting site. Samples of collecting material will be available.

DIRECTIONS AND WHERE TO MEET:

We will meet at the Hardee's parking lot on top of Monteagle Mountain exit 138 on 1-24 W, 50 minutes from Chattanooga. Meeting time is 9:00 am CST, departure at 9:20 am CST. If you feel you will be late call ahead to Charlie Jones, cell 423 653 4479, or before trip date 423 842 6441, cell service at site is very limited.

IMPORTANT: DMC field trips are open only to members of clubs within the SFMS that have provided their members with field trip liability insurance. SFMS club members are bound by the AFMS code of ethics (click [here](#) to read them), but the general public is not, and could jeopardize access to a collecting location. So unless the property owner has invited non-SFMS attendees, the general public is not allowed on DMC field trips. **Please do not post DMC field trip information where the general public can access it.**

Bits, Tips and Tricks

HOW TO PROPERLY OPEN and CLOSE JUMP RINGS

Jump rings can be a quick, easy and secure element in jewelry design if it is done correctly and securely.

Here are some tips to help you troubleshoot any possible problems you may encounter:

- If your jump rings won't close you probably applied pressure in the wrong direction when opening them. Be careful to only twist that one point of wire opposite the cut.
- Once distorted, jump rings will not reform easily, and should just be thrown away if using artistic wire. But if using sterling silver or gold place in your storage container to sell.
- Getting a flush close is very important to prevent rings snagging or pulling open too easily.
- While you can open jump rings by twisting your bent nose plier away from you, you will find this method makes the jump rings a little easier to use when feeding them into jewelry or chain mail weaves.



Opening Jump Rings: Step 1

With the cut in the jump ring at the top of the ring, hold it with the pliers as shown: chain nose in left hand and bent nose in right (reverse all steps for left-handed) The plier jaws should be parallel with the cut in the jump ring with the tips pointing to the sky.



Step 2

Imagine you want to twist the point of metal opposite the cut in the jump ring. This is the only part of the jump ring that will actually be moving.



Step 3

Without exerting any inward or outward pressure, twist your right hand so that the tip of the plier comes towards you.



Step 4

Your ring should look like this.



Closing Jump Rings: Step 1

Holding the pliers the same way, gently twist the right plier back towards the left, without any inward or outward pressure.



Step 2

Since wire is springy, you may need to gently "rock" the pliers back and forth past the closed point until the jump ring remains closed. You should be able to achieve a very flush close with no gaps.

"In The Spotlight"

"Ms. Gulf Coast Gem & Mineral Society Picnic"

Welcome

Ms. Gulf Coast Gem & Mineral Society

Proudly Presents its Annual Picnic

Come join the fun!

March 30th, 2019 **SATURDAY** 11 AM to 4 PM

LUNCH SERVED AT NOON

Seashore Methodist Assembly

1410 Leggett Drive Biloxi, Ms. ***Under The Pavilion***

Hamburgers, Hot Dogs, & Drinks provided



Don't forget to bring a guest!



*** * * No tobacco or alcoholic beverages allowed on premises * * ***

RSVP: Lisa 228-216-4684 or lapidaryarts@hotmail.com

Harrison County

PRESENTS

40th Annual Gem & Jewelry

May 18 & 19, 2019

Saturday


9 –5pm

Adults - \$5.00 / Kids age 10 & under - Free

*** Door Prizes Hourly ***

Sunday

9 –4pm



Joppa Shrine Temple

13280 Shriners Blvd. Biloxi, Ms.
North of I-10 / Woolmarket Exit # 41



Jewelry * Rocks * Gems * Beads * Fossils * Minerals



Bring Flyer for \$1.00 Off

Displays

Exhibits

Kids Corner

Stump
the
Expert!

Demonstrations

Gem & Mineral Society



Visit our Website: www.gulfportgems.org or Facebook at www.facebook.com/gulfportgems

HCGMS 2019 January Workshop & Program

Sorry these pictures didn't make it into last months' February newsletter.

Tres Lennep taught Scrimshaw. It was a lot of fun and everyone enjoyed the workshop. He shared some of his beautiful pieces with our members.



Tres displayed his beautiful Scrimshaw artwork. Truly, something to see!



President Sue West showed us the first chainmaille bracelet she ever made.



Ed King (left), our Resident Cabber & Jim Walker cab together.



Above: Barbara Saavedra taught a Beaded Tila Bracelet. She had quite a few students and the bracelets turned out wonderful. Below: Kathy Becnel taught Chainmaille.



Vice President & Program Chair, Buddy Shotts gave our 1st program for 2019 Gem ID



Thanks to our gourmet cooks, we all enjoyed a delicious lunch.





MEETINGS WEEKLY



Meetings / Workshops

Herbert Wilson Recreational Center
3625 Hancock Avenue
Gulfport, Ms. 39501

3rd Saturday of each month

9 am - 12 pm Workshop
12 pm - 1 pm Lunch
1 pm - 2 pm Meeting

Directions: Coming from Pass Road or Highway 90 turn on Courthouse Road. Turn next to Hancock Bank on 33rd Street until you reach Hancock Street. Look to your left and you will see the Herbert Wilson Recreational Center. We are on the left side of building thru the gates.

Come for fun . . . Stay to play!

Visit our Website and Facebook page:

www.gulfportgems.org or
<https://www.facebook.com/gulfportgems>

Workshops are offered free!

Next Meeting & Workshop

March 16, 2019

Visitors are always welcome

Please bring a guest. . .

3 Workshops this Month

Membership Dues

Single \$20.00 - 18 years old
Family \$30.00 - 2 adults and all minors under 18 yrs. old at the same address
Junior \$10.00 - Sponsored by an adult

Application on website & newsletter

Dues deadline - 3rd Saturday of January

See Lynn Tate, Treasurer



Name Tags - \$7.00

Shirts - available and cost is based on sizes

Please see Ellen Kirsten 413-668-6934

2019 MEETING DATES

Jan 19	May 18 & 19 SHOW	
Feb. 16	June 15	Sept 21
March 16	July 20	Oct 18
April 20	Aug 17	Nov 16
Dec 21 Christmas Party		

Nearby Gem Societies



Ms. Gulf Coast Gem & Mineral Society

www.mgcgms.com

Meeting: 2nd Saturday of the month



Mobile Rock and Gem Society

www.mobilerockandgem.com

Meeting: 2nd Tuesday of the month



Gem & Mineral Society of Louisiana

Meeting: 2nd Monday of the month

Contact: Levette @ 504-214-3205

Other Interests:

International Society of Glass Blowers

Website: www.isgb.org

Visit site if you like Lampworking



Dixie Mineral Council

<http://www.amfed.org/sfms/index.html>

Aquamarine

FACTS

Wedding Anniversaries — 19th

- Mineral: beryl
- Chemistry: $\text{Be}_3\text{Al}_2\text{Si}_6\text{O}_{18}$
- Color: greenish blue, light in tone
- Refractive index: 1.577 to 1.583
- Birefringence: 0.005 to 0.009
- Specific gravity: 2.72
- Mohs Hardness: 7.5 to 8.0

The serenely colored aquamarine invokes the tranquility of its namesake, the sea. In fact, the name *aquamarine* is derived from the Latin word *aqua*, meaning water, and *marina*, meaning *the sea*.

Aquamarine is most often light in tone and ranges from greenish blue to blue-green; the color usually is more intense in larger stones, and darker blue stones are very valuable. This gemstone is mined mainly in Brazil, but also is found in Nigeria, Madagascar, Zambia, Pakistan, and Mozambique.

March's birthstone was also thought to enhance the happiness of marriages. Like many beryls, aquamarine forms large crystals suitable for sizable fashioned gems and carvings. The favored cuts are emerald (step) and brilliant cut with long or rectangular shapes. Turbid stones get a cabochon cut.

Heated Aquamarine: Most commercially available aquamarines are already heated. They can even be treated at the mine before they reach the market. This applies to finished stones as well as rough. Not all aquamarine can be heated successfully. Stones from some sources will crack and break apart during treatment and thus aren't normally heated. In general, aquamarine is usually under stress along the length of the crystal at about a third to the middle of its thickness. Beryl tends to crack lengthwise. Since most aquamarine isn't that big around, yields and stone sizes will decrease dramatically when it cracks. Seeing green in rough beryl doesn't necessarily mean the stone is unheated. Stones from some locations retain some green color even when heated successfully. Heating an aquamarine with a flaw, bubble, or inclusion will usually make the problem grow. Even if you only see a hint of a flaw, that may indicate there are problems in the stone you can't see.

History & Lore: This gemstone was believed to protect sailors, as well as to guarantee a safe voyage. The serene blue or blue-green color of aquamarine is said to cool the temper, allowing the wearer to remain calm and levelheaded.

In the Middle Ages, many believed that the simple act of wearing aquamarine was a literal antidote to poisoning. The Romans believed that if you carved a frog into a piece of aquamarine jewelry, it would help to reconcile differences between enemies and make new friends.

Still, other historical groups took this lore even further, using aquamarine as gifts to the bride at a wedding in order to symbolize long unity and love. Some even believed it could re-awaken love between two people.

The Sumerians, Egyptians, and Hebrews all admired aquamarine, and many warriors would wear it into battle to bring about victory. Many ancient medicines used powder from aquamarine to help cure all manner of infection, but it was said to be particularly good for eye ailments.

It is also considered to be a great addition to mental health and is used widely as a symbol in Tarot as well as a meditation aid and is said to help one cultivate more inner tranquility. It is also considered by some to be a great aligner of the spiritual and the physical, for those who feel out of harmony or alignment with oneself.

No matter how you use aquamarine—either as a piece of jewelry or as an aid in a spiritual journey—its cool, tranquil color is the perfect complement to any skin tone or setting.



The picture on left is aquamarine in its natural state.



After being cut in half and the left side heated for an hour at 400 degrees it becomes blue.

Sources: americangemsociety.com, gemsociety.org, gia.edu, gemselect.com, Wikipedia.com, [Pinterest](http://Pinterest.com). And Beadshop.com



Aquamarine

Largest



The largest piece of the original crystal mined in Pedra Azul, Minas Gerais, Brazil was approximately two feet in length and weighed almost 60 pounds. Photo courtesy of Bernard Munsteiner.

Heart
32.10-carat heart-shaped
Brazilian aquamarine



In the late 1980s, an exceptionally large aquamarine crystal was found by three Brazilian miners in Pedra Azul, Minas Gerais, Brazil but accidentally dropped the meter-long aquamarine, breaking it into three pieces. A Brazilian buyer purchased the fragmented pieces. The finest and largest piece was saved and transformed into what is now known as the Dom Pedro Aquamarine.

The other two pieces were cut and faceted into gems that were sold commercially. The portion of the crystal from which the Dom Pedro emerged weighed almost 60 pounds and was approximately 2/3 meter (2 feet) in length.

In 1991, Jürgen Henn, a gem dealer from Idar-Oberstein, Germany visited the Brazilian miner who owned the aquamarine crystal, and he was permitted to examine and photograph the specimen but was unable to purchase the stone. This was the largest, finest, most important aquamarine he had ever seen. Henn immediately thought of his friend and colleague, Bernd Munsteiner, as the person who could do something truly special with this aquamarine.

A year later when Henn heard the aquamarine was for sale, he immediately asked Bernard Munsteiner to make the trip to Brazil to inspect the crystal. Instead Bernard sent his son, Tom Munsteiner, also an accomplished gem artist, along with Jürgen's son, Axel Henn, to Brazil to examine the crystal. Axel and Tom faced many challenges while in Brazil: convincing the Brazilian owner to sell the aquamarine to them, staying under the radar of other gem dealers, getting it out of Brazil without harm to themselves or the gem, and safely transporting this extremely valuable crystal back to Idar-Oberstein. The aquamarine was safely delivered into the hands of master cutter and gem artist, Bernard Munsteiner.

Bench Tips from Brad . . .

MAKE A TEXTURE HAMMER

An inexpensive hammer can be easily turned into a great texturing tool by grinding a pattern of narrow lines into its face.

The tool I like to use to grind the pattern is a thin separating disc in a Foredom or Dremel. Be sure to hold the hammer and separating disc steady as you carve, and wear those safety glasses to protect your eyes.

For the pattern to work well, a major part of the face needs to be ground away leaving only small areas of high points. That way the high points will have enough force to emboss the pattern into your sheet metal.



My preference is to use small ball peen or cross peen hammers. They are quite inexpensive from tool dealers at swap meets and rock & mineral shows. There is no reason to buy an expensive hammer to experiment with creating your own textures.

And BTW, if you don't like the first pattern you create, simply file or grind it off and try again. This is just one of the many tips in the new book, "More Bench Tips for Jewelry Making" See a sample chapter at <https://amzn.to/2KCygh4>.



PROTECTING FINISHED SURFACES

I figure that any accidental scratch I make on a piece means about 15 minutes of extra sanding and polishing. So after finishing major surfaces I typically cover them with some masking tape to avoid any scratches when doing final work like cleanups and setting of stones.

The blue masking tape used by painters works particularly well because it doesn't leave a sticky residue.



Be More Productive With Brad's "How To" Books
[Amazon.com/author/bradfordsmith](https://www.amazon.com/author/bradfordsmith)

www.bradsmithjewelry.com

Articles are copyrighted by Brad Smith



AFMS Endowment Fund

by Cheryl Neary, Endowment Chair

Why contribute to the Endowment Fund? Simply, your donation of either an item donated to the fund or the purchase of tickets helps tremendously with this important fundraiser for the Federation. The interest from the monies generated is used for AFMS special projects, such as, junior badges, judges training, digitizing of slide programs, to name a few.

Tickets for the drawing are \$5.00 per ticket or 5 for \$20.00. You may purchase your tickets from your Federation's representative as follows:

Southeast Federation
Leslie & Dave Wayment
PO Box 780791; Sebastian, FL 32978
aastainedglass@bellsouth.net

At this time, we have several donations from various Federations. Don't miss the opportunity to have your Federation, Club or Member mentioned as a donor for this great fund!

New items donated since the last AFMS Newsletter are as follows:

- #2 Kambaba Jasper Sphere, Madagascar donated by Lavin Gems & Jewelry - Estimated value \$85.00 (MMF)
- #3 Snowflake Obsidian Sphere do-nated by R.M.Kapta, Decatur, IL - Estimated value \$85.00 (MWF)
- #4 Golden Sheen Obsidian Sphere do-nated by R.M. Kapta, Decatur, IL - Estimated value \$85.00 (MWF)
- #10 Vanadinite, Morocco Donated by Southern Gems, Minerals & Fossils – Est. value \$350.00 (EFMLS)
- #13 Painting on Brazilian Agate – Donated by Richard Jaeger

All pictures of the items and any new do-nations will be listed on the website - www.amfed.org

If interested in donating a mineral specimen or piece of jewelry or equipment, the criteria is a minimum value of \$75.00 and not heavier than five (5) pounds (with exceptions to equipment – if it can be brought to and distributed at the convention!)

Please contact me at ciervo.neary@gmail.com if you have a donation.

Remember, the Endowment Fund helps supports the future of our organizations and our hobbies, including minerals, fossils and geology to name a few!

A.F.M.S. Newsletter Volume 72, Number 2

AFMS 2019 Annual Convention

Held in Cedar Rapids, IA

March 23th & 24th, 2019

**Meeting information available
on website
www.amfed.org**

A.F.M.S. Newsletter

Subscriptions are \$4.50 per year

Checks should be made payable to "AFMS"

AFMS Central Office

Steve Weinberger

PO Box 302

Glyndon, MD 21071-0302

central_office@amfed.org PH: 410-833-7926

Can be read online: www.amfed.org



To All SFMS Members:

The Southeast Federation is sponsoring a new event this year, which we hope will become an annual event. In an effort to promote interclub and improved SFMS and Club relations, we are sponsoring our 1st Annual SFMS Rockhound Roundup. Because time is short, we are emailing all clubs/presidents to start getting the word out. This will be followed by the addition of a Rockhound Roundup page on the SFMS Website, postings to our Facebook page and more emails to our member clubs.

The dates are May 17-19, 2019, to coincide with our 2nd Executive meeting, to be held at the same dates and place. The Roundup location is the Suwannee River Music Park near Live Oak, Florida. (<http://musicliveshere.com>)

Space is limited and time is short, so if any of your members are interested, we suggest applying for a space quickly. If you have a means of sending emails to your club's membership, we ask that you forward this information to get the word out.

If you have any questions, please email me at: jheerx6@aol.com. I prefer a written means of communication so I can keep record of questions and answers. This is a new venture, and there will most certainly be a learning curve as we progress!

Thank you,

Jerri Heer, Secretary
Southeast Federation of Mineralogical Societies
jheerx6@aol.com
419-344-9999

A.L.A.A.

Have you joined the **American Lands Access Association** (ALAA)?

The organization was founded to promote and ensure the right of the amateur hobby collecting, recreational prospecting and mining, and the use of public and private lands for educational and recreational purposes and to carry the voice of all amateur collectors and hobbyists to our elected officials, government regulators and public land managers.

Individual dues are \$25 per year; clubs \$50 per year.

A quarterly newsletter is sent to all members.
For more information,

Visit <http://amlands.org/6601.html>

John Wright, Director (228) 875-9192

William Holland School of Lapidary Arts 706-379-2126

Website @ www.lapidaryschool.org

*Classes are April - Nov 2019
Federation Week June 9, 2019*

WILDACRES RETREAT 828-756-4573

Website @ www.wildscres.org

Workshops subjected to change without notice.

Please check the website for changes.

Federation Weeks

Aug. 19-25, & Sept. 16-22, 2019

S.F.M.S. Newsletter

Subscription to Lodestar is FREE electronically

Email: sfms.lodestar@gmail.com Or

Editor: john@rasmussengems.com

Can be read online:

<http://www.amfed.org/sfms/index.html>

www.amfed.org



Southeast Federation Mineralogical Societies, Inc.

Rockhound Roundup Application

May 17 -19, 2019

Suwannee River Music Park, Live Oak, FL

We hope this will be the first of many Rockhound Roundups sponsored by the SFMS. Each SFMS member who applies for and is accepted, will be allotted a 10' x 20' space in an open field designated for this event. Cost this year is a minimal \$25.00 per space, one space per Vendor, for one to all three days. No tents, tables or chairs are available, you MUST BRING YOUR OWN! This is intended to be an old-fashioned rock swap and sale - bring your pickup, drop the tailgate and have fun.

Name: _____

Address: _____

Phone: _____ Cell: _____

Email: _____

SFMS Club Affiliation: _____

Vehicle Make/Model: _____ Plate#: _____

Will you have a tent? Yes _____ No _____

Applicant Signature _____ Date _____

Your signature indicates acceptance of the terms and conditions outlined in this two-page document.

Send Application and check made out to SFMS to:

SFMS Secretary
Jerri Heer
9016 122nd Av
Tampa, FL 33637-5321

_____ for office use only _____

Date form was received: _____ By: _____ Check # _____ Check \$ _____

Space assignment: Row: _____ Space: _____

SFMS First Annual Rockhound Roundup

Set-up Friday- Sunday, May 17-19, 2019 each day from 8 am – 10 am. Check in at the SFMS Welcome tent. All vendor vehicles must be in place by 10 am. Swap and sales start each day at 10 am, ending at 5 pm.

Venue Info:

1. Restrooms are available inside the Suwannee River Music Park at the Music Hall and Café.
2. ATM machine is available in the General Store.
3. Housing: Cabins, RV Space and campsites are available in the Park. Call Carol Walker at (386)365-0070 for reservations. If you don't reach her, leave a message, she will call you back. Please indicate that that you are with the Rockhound Roundup as they are tracking our participation. You may also reserve online at www.musicliveshere.com or by calling the main line (386)364-1683.
4. Hotels: In addition to accommodations onsite, there are several hotels nearby. Go to <https://www.musicliveshere.com/directions-maps/> for a list.
5. The General Store and Café has food available onsite and as take out. We are attempting to arrange one or more food trucks, but that is not finalized at this time. You are welcome to bring your own food and beverages. We may provide bottle water for sale at the SFMS Welcome Booth.

SFMS Responsibilities:

1. Provide a marked 10' x 20' space and vehicle access to the space.
2. Provide access to trash receptacles
3. Provide access to toilet facilities

Applicant/Vendor Responsibilities

1. Set-up within boundaries of provided space. Any changes to the designated space are only allowed at the discretion of the Roundup Committee.
2. Police assigned site for trash during and after event.
3. You are responsible for your own security. You may set-up and tear down each day.
4. Provide all equipment, tents, tables and chairs for your own set-up.

We ask that you please be understanding that as this will be our first time hosting this event. We will try to anticipate all reasonable needs. Our goal is to provide a smooth event, but there will likely be hiccups along the way. All of us are volunteers trying to make this an enjoyable event for all. We welcome your suggestions and ideas for improvement. You may email questions to Jheerx6@aol.com.

Shows and Events



49th Annual Suncoast Gem, Jewelry & Mineral Show and Sale

March 1-2-3, 2019 Suncoast Gem & Mineral Society St. Petersburg, FL

Fri: 10 AM to 6PM

Sat: 10AM-6PM; Sun: 10am-5PM

The Minnreg Hall

6340 126th Ave. N., Largo, FL 33773

GRAND DRAWING AT END OF SHOW!

FREE PARKING

Show contact: Bill Schmidt, Show Chair, 727 822-8279 **Email contact:** SGAMsgemshow@gmail.com



DOTHAN GEM AND MINERAL SHOW

March 16 - 17, 2019 Dothan, AL

Sat: 9 am to 5 pm; Sun 10 am to 4 pm

Houston County Farm Center 1701 East Cottonwood Road, Dothan, AL

The show is the place to find minerals, gems, fossils, lapidary rough, beads, and handcrafted items such as cabochons, jewelry and knapped knives. There will be hourly door prizes, silent auctions, and grab bags for the kids. **Admission is free.**

Show contact: Jeff DeRoche, show chair, 334-673-3554

Check us out at www.wiregrassrockhounds.com

FOR A COMPLETE LIST OF SHOWS VISIT - amfed.org

AKS GEM SHOW Presents New Orleans Bead & Jewelry Show

Pontchartrain Center, 4545 Williams Blvd., Kenner, La. 70065

Admission Fee \$5.00 Hours: Fri & Sat 10am-6pm / Sun 10am-4pm

Email info@aksshow.com with inquiries Phone: 504-265-8830 Visit website www.aksshow.com

GET A COUPON FOR \$1.00 OFF Admission

**2019 Dates: January 25th - 27th Winter Show / April 5th - 7th Spring Show
July 12th - 14th Summer Show / September 6th - 8th Fall Show / November 1st - 3rd Xmas Show**

**Save \$1.00 off
admission to any AKS
Gem Show**

Offer Expires: no expiration.

This coupon is good for entrance to any AKS Gem Show! ***Be sure to check your inbox for additional savings from our exhibitors.***

[Check our list of shows now...](#)



Harrison County Gem & Mineral Society Information



Officers 2019

<u>President</u> - Sue West	(228) 831-2294
<u>Vice President</u> - Buddy Shotts	(601) 947-7245
<u>Secretary</u> - Nicole Green	(228) 344-8066
<u>Treasurer</u> - Lynn Tate	(228) 342-2963
<u>Directors</u>	
Laura Tate (1 yr.)	(228) 342-2971
Kathy Becnel (2 yr.)	(228) 342-0716
John Clinard (3 yr.)	(601) 766-3786

Committee Members

<u>Facebook Chairman</u>	
Laura Tate	(228) 342-2971
<u>Field Trip Chairman</u>	
John Clinard	(601) 766-3786
<u>Librarian Chairman</u>	
Arvid Coole	(601) 723-1412
<u>Newsletter Editor</u>	
Lisa Fitch	(228) 467-4684
<u>Sunshine & Hospitality Chairman</u>	
Clemencia Howe	(228) 822-2184
<u>Show Chairmen</u>	
Lynn Tate	(228) 342-2963
<u>Webmaster & Workshop Chairman</u>	
Kathy Becnel	(228) 342-0716
<u>Assistant Webmaster</u>	
Leslie Jancovich	(859) 321-5692
<u>Equipment Chairman</u>	
Cindy Braden	(228) 467-5198

Southeast Federation of Mineralogical Societies

<u>Ms. State Director, Parliamentarian & Boundaries</u>	
Buddy Shotts	(601) 947-7245
<u>Past President & ALAA Ms. State Representative</u>	
John Wright	(228) 875-9192
<u>Constitution / By-Laws</u>	
Lisa Fitch	(228) 467-4684

Field Trips

John Clinard

We are now members of the Dixie Mineral Council. You can attend any DMC Field Trips. It will be posted in each newsletter. Because of insurance requirements the general public are NOT invited to any field trips.

601-766-3786

jclinard173@att.net



Website

Kathy Becnel

Take the time and visit our website for the latest information and workshops. Submit articles and pictures to our webmaster.



<http://www.gulfportgems.org/>
kbecnel@gmail.com



Facebook

Laura Tate

Please visit our Facebook page to view all the latest news and information on our club and workshops. To post club information contact:

Laura Tate at wanderingmsrn@gmail.com



Library

Arvid Coole



The club has some interesting material available for viewing. Please contact Arvid to check out material from our Library. Be sure to return the material in a timely matter in order to share with other members.

Arvid Coole (601) 723-1412

Newsletter Editor

Lisa Fitch

Submit newsletter articles to:

Lapidaryarts@hotmail.com



Copyright 2019 Harrison County Gem & Mineral Society Newsletter known as Gulfport Gems. All rights reserved. Except for items that are specifically copyrighted by their authors, all materials in this bulletin may be freely copied. Please give credit to Gulfport Gems. Unless otherwise credited, articles are by the editor.

Articles and minutes are due by the last day of each month



Membership Form

Contact Our Treasurer: Lynn Tate (228) 342-2963 **Email:** l.tate4@gmail.com



HARRISON COUNTY GEM & MINERAL SOCIETY, INC. MEMBERSHIP APPLICATION			
APPLICANT INFORMATION			SINGLE \$20.00
18 YEARS OF AGE			
Name:		Email:	
Date of birth (Mo/Day):	Anniversary: (Mo/Day)	Cell Phone:	
Current address:		Home Phone:	
City:	State / Zip Code:	Work Phone:	
CO-APPLICANT / SPOUSE INFORMATION			FAMILY \$30.00
TWO ADULTS & ALL MINORS UNDER 18 YEARS OF AGE/AT SAME ADDRESS			
Co-Applicant / Spouse:		Email:	
Date of birth (Mo/Day):	Cell Phone:	Work Phone:	
JUNIOR INFORMATION			JUNIOR \$10.00
UNDER 18 YEARS OF AGE ★ SPONSORED BY AN ADULT			
Name	Birthday (Mo/Day/Year)	Relationship:	
Name	Birthday (Mo/Day/Year)	Relationship:	
Name:	Birthday (Mo/Day/Year)	Relationship:	
Name	Birthday (Mo/Day/Year)	Relationship:	
★ EMERGENCY CONTACT INFORMATION ★			
Name:			
Relationship:	Home Phone:	Cell Phone:	
INTEREST INFORMATION			
Hobby Interest:		Jewelry Interest:	
(Each applicant initial interests)			
<input type="checkbox"/> Fossils <input type="checkbox"/> Minerals <input type="checkbox"/> Lapidary (<input type="checkbox"/> Cabbing, <input type="checkbox"/> Faceting, Etc.) <input type="checkbox"/> Field Trips (Creeks, Gravel pits, Mines, Etc.) <input type="checkbox"/> Special Interests _____		<input type="checkbox"/> Beading <input type="checkbox"/> Kumihimo <input type="checkbox"/> Pearl Knotting <input type="checkbox"/> Other _____	
		<input type="checkbox"/> Wire Wrapping <input type="checkbox"/> Chainmaille <input type="checkbox"/> Silversmithing	
APPLICATION FEES			
Applications can be mail to: Harrison County Gem & Mineral Society P. O. Box 10136, Gulfport, Ms. 39505			
Single \$20.00	Family \$30.00	Junior(s) \$10.00 Each	DUES: \$
Dues: <i>Circle One</i> NEW RENEWAL No Proration Deadline: 3rd Saturday of January			TOTAL: \$
SIGNATURES			
How did you hear about our society? _____			
I authorize HCGMS to use my picture or likeness for society promotions? YES or NO			
I authorize HCGMS to include my information in society listings for members only? YES or NO			
Signature of applicant:		Date:	
Signature of co-applicant/spouse (only if for a family membership):		Date:	
*Newsletter will be sent via email @ no charge		Modified 11/20/17 LF	


Our goal is to promote, educate and stimulate interest in the earth sciences and lapidary arts context.



Gulfport Gems, Editor
P O Box 10136
Gulfport, MS 39505

Address Service Requested

Happy St. Patrick's Day



THE OFFICIAL PUBLICATION FOR THE HARRISON COUNTY GEM & MINERAL SOCIETY, INC.